



US00D698882S

(12) **United States Design Patent**
Vassallo

(10) **Patent No.:** **US D698,882 S**

(45) **Date of Patent:** **** Feb. 4, 2014**

(54) **LEASH CONNECTOR**

(75) **Inventor:** **Shane Thomas Anthony Vassallo,**
Maroubra (AU)

(73) **Assignee:** **Pod Ware Pty Ltd.,** Maroubra, New
South Wales (AU)

(**) **Term:** **14 Years**

(21) **Appl. No.:** **29/403,533**

(22) **Filed:** **Oct. 7, 2011**

(30) **Foreign Application Priority Data**

Apr. 14, 2011 (AU) 338637

(51) **LOC (10) Cl.** **02-01**

(52) **U.S. Cl.**
USPC **D21/771**

(58) **Field of Classification Search**

USPC D30/156, 199, 160, 153; 119/719, 720,
119/760-908, 707-712; D22/117, 118,
D22/142; 30/392-394, 277.4, 355, 272.1,
30/125, 336, DIG. 1, 123.6, 372, 340, 342,
30/324, 344, 345; D7/683, 646, 696, 649,
D7/650, 664, 401.2, 395; 231/2.1, 3-7;
362/119, 102, 202-207, 577, 109, 84;
D8/30, 8, 63, 64, 98, 107, 303, DIG. 4,
D8/DIG. 7, DIG. 8, 313, 321, 300; 446/153,
446/152, 144, 405, 473, 485, 233; D28/58;
43/98; 361/232; 463/47.3-47.4, 36,
463/47.7; 340/321; D21/567, 756, 672,
D21/684, 771-778; 200/18, 293.1; 310/50;
206/349; 473/300-303; 16/431, 421,
16/902, DIG. 12, 110.1, 430, 422; D6/523;
242/597.1; D3/12, 254; 74/551.9;
D4/138; 441/74, 75

See application file for complete search history.

(56) **References Cited**

U.S. PATENT DOCUMENTS

1,532,822	A *	4/1925	Kemp	30/340
D146,898	S *	6/1947	Daniels	D8/83
D163,282	S *	5/1951	Heschel	D8/14
2,674,286	A *	4/1954	Carson	81/177.4
D182,924	S *	5/1958	Reymann	D8/83
3,173,462	A *	3/1965	Koeppel	81/436
3,828,734	A *	8/1974	McGahee	119/792
D235,131	S *	5/1975	Covey	D8/83
4,044,415	A *	8/1977	Wood	441/75
D256,547	S *	8/1980	Holland-Letz	D8/83
D256,662	S *	9/1980	Holland-Letz	D8/83

(Continued)

Primary Examiner — Susan Moon Lee

(74) *Attorney, Agent, or Firm* — Knobbe, Martens, Olson &
Bear LLP

(57) **CLAIM**

The ornamental design for a leash connector, as shown and
described.

DESCRIPTION

FIG. 1 is a first perspective view of a leash connector showing
my new design as used for connecting a leash to an object,
such as a surf craft.

FIG. 2 is a second perspective view thereof.

FIG. 3 is a front elevational view thereof. A rear elevational
view of the design is a mirror image of the front elevational
view.

FIG. 4 is a top plan view thereof. A bottom plan view of the
design is identical to the top plan view.

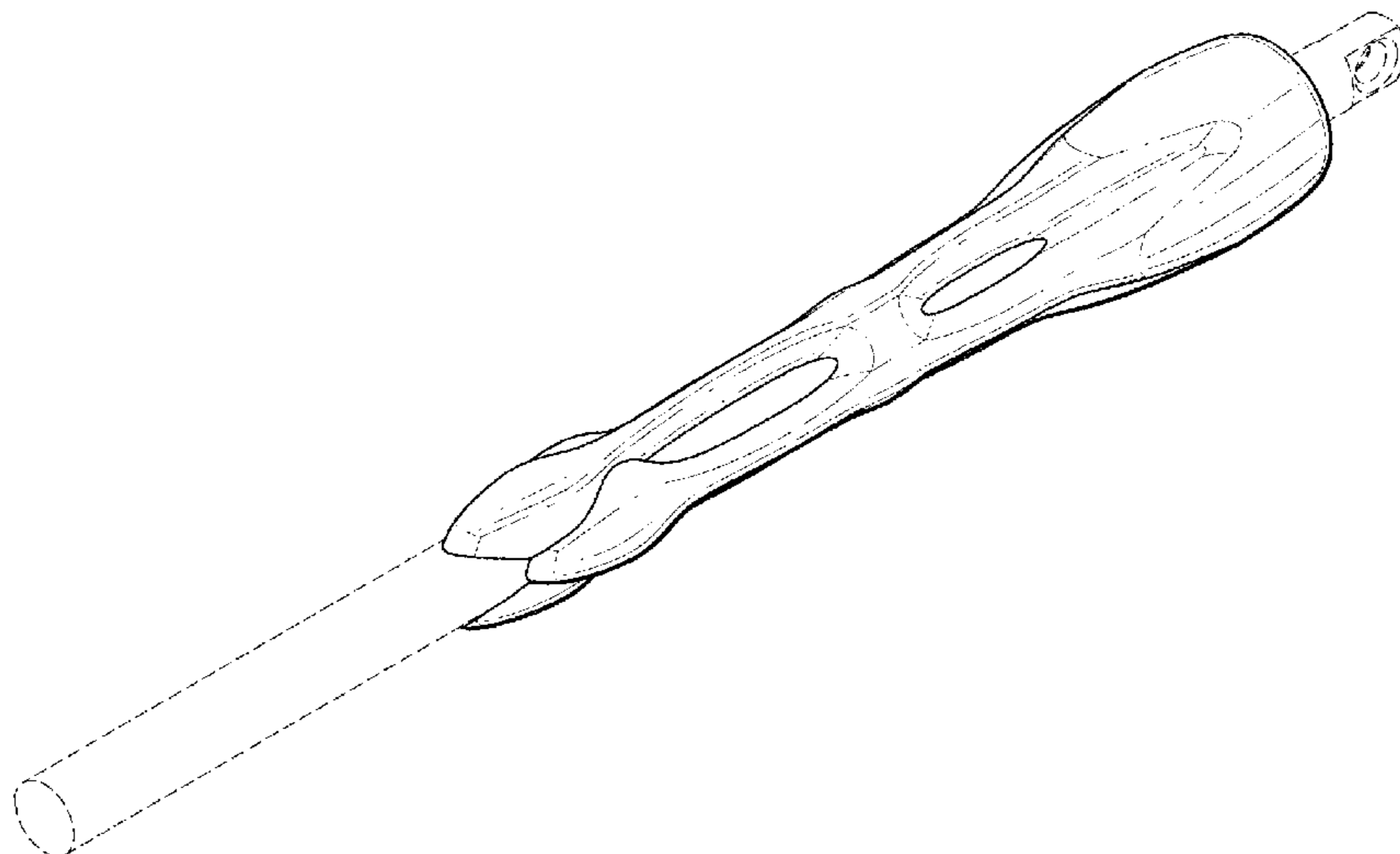
FIG. 5 is a right side elevational view thereof.

FIG. 6 is a left side elevational view thereof; and,

FIG. 7 is a third perspective view thereof, shown from the
same angle as the second perspective view, but showing the
left side without any connecting device inserted therein.

The broken lines shown in the drawings are for environmental
and illustrative purposes only and form no part of the claimed
design.

1 Claim, 4 Drawing Sheets



(56)

References Cited

U.S. PATENT DOCUMENTS

D256,882	S *	9/1980	Jansson	D8/83
D259,237	S *	5/1981	Savnik	D8/83
4,285,083	A *	8/1981	Wilson	441/75
4,610,634	A *	9/1986	Kimura	441/75
D302,297	S *	7/1989	Chechelski	D24/147
D326,213	S *	5/1992	Freilich	D8/82
D334,128	S *	3/1993	Gomas	D8/83
D335,074	S *	4/1993	Hahn	D8/83
D347,373	S *	5/1994	Tsai	D8/83
D351,098	S *	10/1994	Tsai	D8/83
5,362,270	A *	11/1994	Hanson et al.	441/75
D363,868	S *	11/1995	Israel et al.	D8/83
D376,528	S *	12/1996	Krapowicz	D8/82
D379,750	S *	6/1997	Thompson et al.	D8/83
D386,063	S *	11/1997	Badiali	D8/107
D393,582	S *	4/1998	Amtenbrink et al.	D8/82
5,775,965	A *	7/1998	Hango	441/75
5,779,510	A *	7/1998	Skedelski	441/75
D401,831	S *	12/1998	Moody	D8/83
D408,258	S *	4/1999	Tsai	D8/107
D413,782	S *	9/1999	Krapowicz	D8/82
D415,005	S *	10/1999	Chen	D8/83
D418,035	S *	12/1999	Hatch	D8/83
D419,847	S *	2/2000	Chen	D8/83
D430,784	S *	9/2000	Shiao	D8/82
6,170,123	B1 *	1/2001	Holland-Letz	16/436
D440,479	S *	4/2001	Hsiao	D8/82
D441,630	S *	5/2001	Tseng	D8/83
D442,843	S *	5/2001	Hsu	D8/107
D444,366	S *	7/2001	Rinner	D8/83
D444,370	S *	7/2001	Chang	D8/107
D445,658	S *	7/2001	Dierolf	D8/83
D448,641	S *	10/2001	Sato	D8/83
D452,423	S *	12/2001	Shimansky	D8/83
D453,077	S *	1/2002	Chen	D4/138
D454,477	S *	3/2002	Lin	D8/83
6,374,779	B1 *	4/2002	Miller	119/863
D456,686	S *	5/2002	Holland-Letz	D8/83
D461,385	S *	8/2002	Chen	D8/83
D463,243	S *	9/2002	Lisle et al.	D8/107
D465,986	S *	11/2002	Tsai	D8/107
D467,153	S *	12/2002	Edwards	D8/83
6,488,690	B1 *	12/2002	Morris et al.	606/144
6,523,231	B1 *	2/2003	Lassiter	24/339
D475,268	S *	6/2003	Lisle et al.	D8/107
6,629,338	B2 *	10/2003	Dierolf et al.	16/430
D481,922	S *	11/2003	Yu et al.	D8/107
D482,590	S *	11/2003	Lisle et al.	D8/107
D483,638	S *	12/2003	Jimenez	D8/83
D484,767	S *	1/2004	Hsu	D8/82
D486,050	S *	2/2004	Rampen	D8/83
6,688,931	B2 *	2/2004	Hart	441/75
6,749,790	B1 *	6/2004	Lieser et al.	264/279
D503,080	S *	3/2005	Chen	D8/82
D508,192	S *	8/2005	Wang	D8/82
6,942,532	B2 *	9/2005	Snyder	441/75
D510,248	S *	10/2005	Liu	D8/83
D515,389	S *	2/2006	Hsu	D8/83
D520,325	S *	5/2006	Su	D8/83
D522,836	S *	6/2006	Rinner et al.	D8/107
D523,315	S *	6/2006	Kienzler	D8/83
D538,129	S *	3/2007	Jansson et al.	D8/82
D540,946	S *	4/2007	Berry Pitts et al.	D24/152
7,204,734	B2 *	4/2007	Kawasaki	441/75
D547,868	S *	7/2007	Nakanishi	D24/146
D550,315	S *	9/2007	Siverly	D21/721
D553,464	S *	10/2007	Rinner	D8/83
D559,070	S *	1/2008	Singh et al.	D8/83
D563,752	S *	3/2008	Fach	D8/83
D567,621	S *	4/2008	Singh et al.	D8/83
7,371,141	B1 *	5/2008	Lin	441/75
7,389,750	B1 *	6/2008	Rogers et al.	119/792
D610,431	S *	2/2010	Manoucherians	D8/83
D610,891	S *	3/2010	Whitfield	D8/83
D616,278	S *	5/2010	Deguglimo et al.	D8/82
D617,170	S *	6/2010	Lai	D8/107
D633,357	S *	3/2011	Garcia et al.	D8/83
D634,087	S *	3/2011	SgROI et al.	D32/40
7,918,699	B2 *	4/2011	Malloy	441/75
D645,717	S *	9/2011	Ou	D8/83
D652,138	S *	1/2012	Nino et al.	D24/133
D655,413	S *	3/2012	Nino et al.	D24/133
D655,594	S *	3/2012	Robinson et al.	D8/107
D657,224	S *	4/2012	Molina et al.	D8/83
D677,354	S *	3/2013	Nolan et al.	D21/774
D685,621	S *	7/2013	Lin	D8/83
D686,480	S *	7/2013	Robinson et al.	D8/83
D686,899	S *	7/2013	Lin	D8/83
2005/0178251	A1 *	8/2005	Holland-Letz	81/438

* cited by examiner

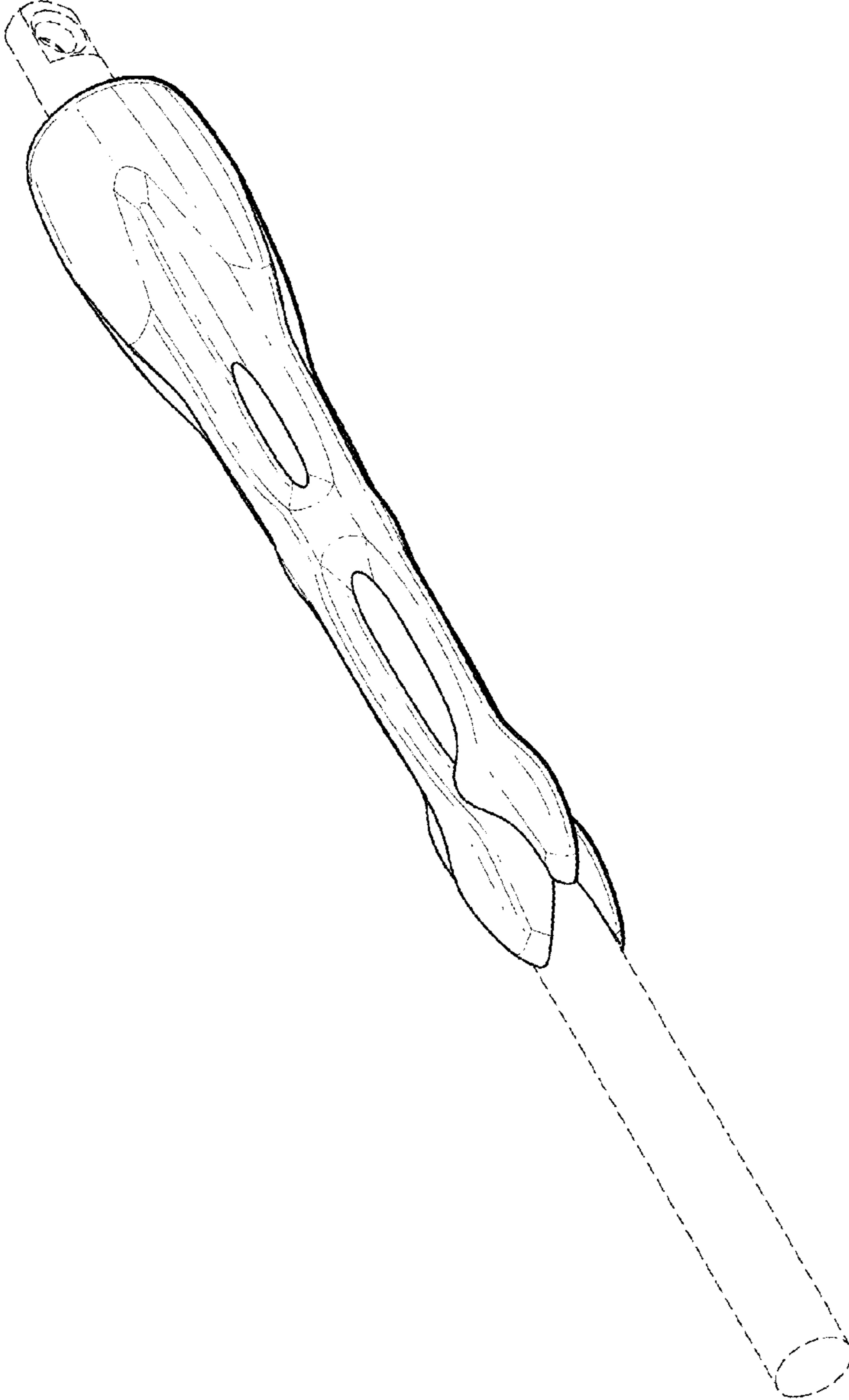


FIG. 1

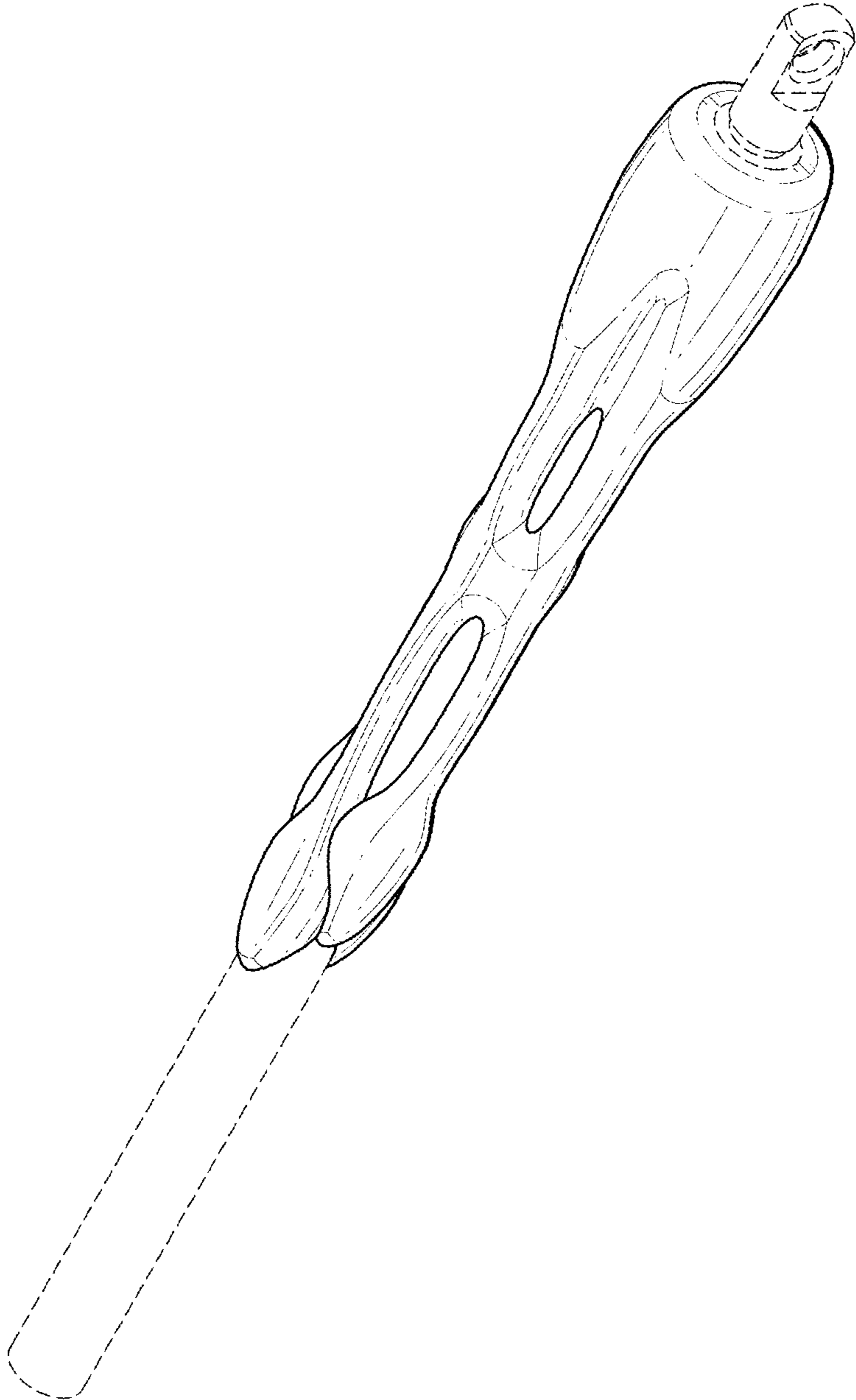


FIG. 2

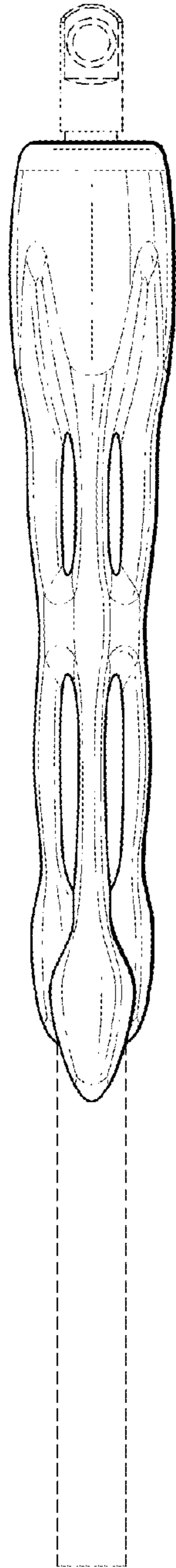


FIG. 3

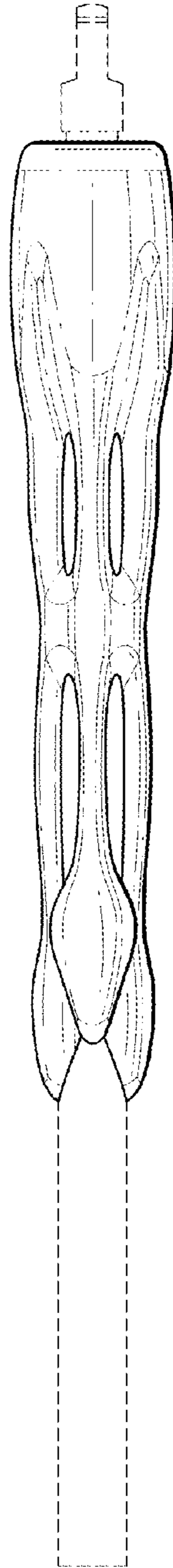


FIG. 4

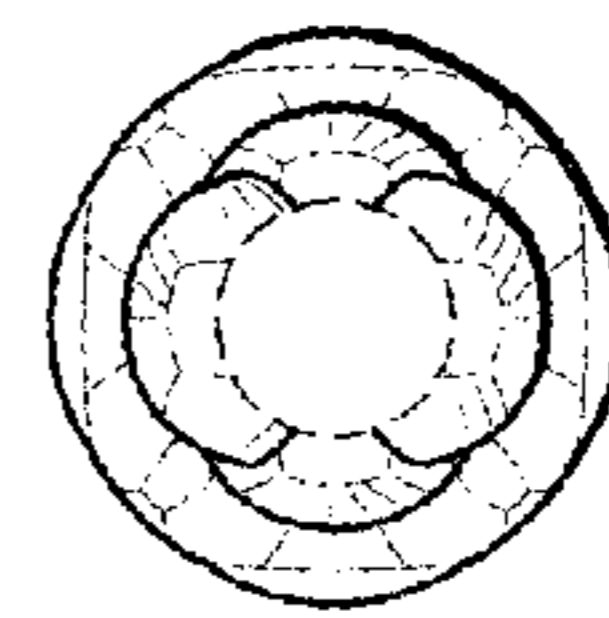


FIG. 5

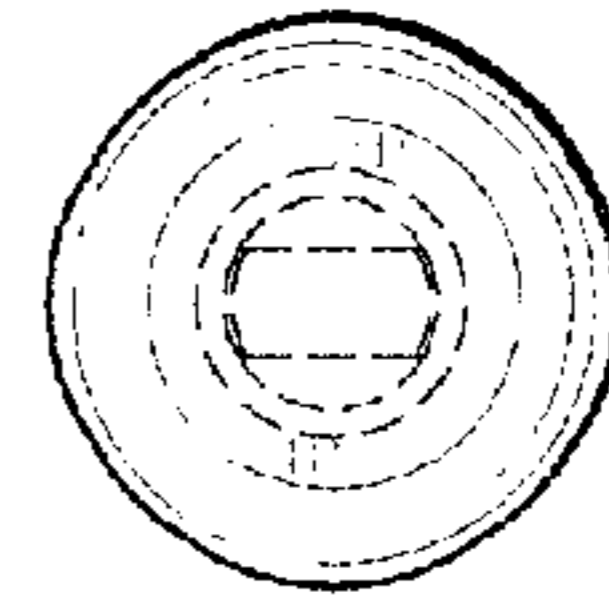


FIG. 6

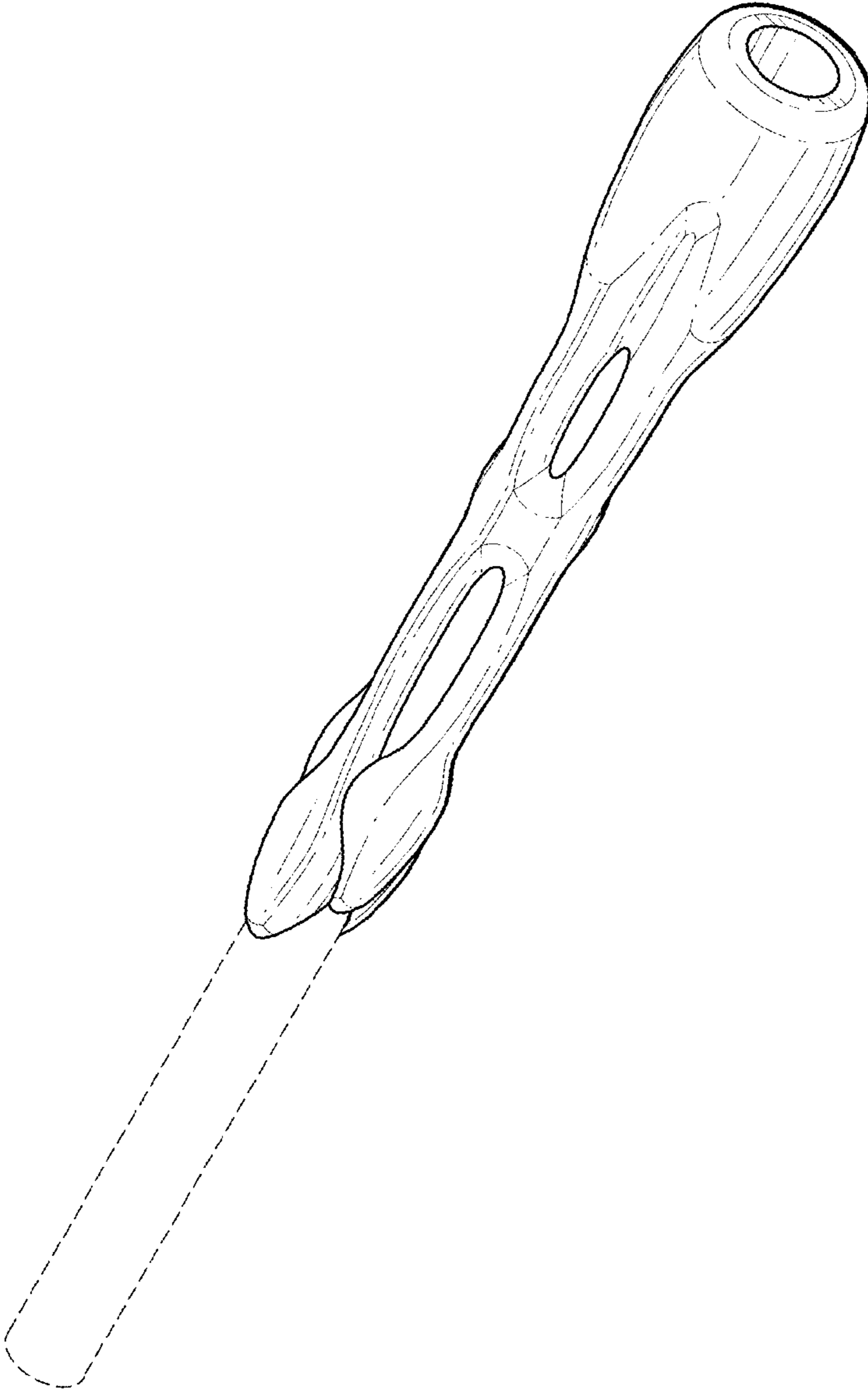


FIG. 7