

US00D698879S

(12) **United States Design Patent**  
**Pinaffo et al.**

(10) **Patent No.:** **US D698,879 S**  
(45) **Date of Patent:** **\*\* Feb. 4, 2014**

(54) **STRING BED DESIGN FOR A TENNIS RACQUET**

(75) Inventors: **Mauro Pinaffo**, Camposampiero (IT);  
**Roberto Gazzara**, Mestre (IT); **Mauro Pezzato**, Treviso (IT)

(73) Assignee: **Prince Sports, LLC**, New New, NY (US)

(\*\*) Term: **14 Years**

(21) Appl. No.: **29/428,365**

(22) Filed: **Jul. 30, 2012**

(30) **Foreign Application Priority Data**

Apr. 10, 2012 (EM) ..... 002022913

(51) **LOC (10) Cl.** ..... **21-02**

(52) **U.S. Cl.**  
USPC ..... **D21/729**

(58) **Field of Classification Search**  
USPC ..... D21/729-731; 473/524-557  
See application file for complete search history.

(56) **References Cited**

**U.S. PATENT DOCUMENTS**

D24,641 S \* 8/1895 Boller ..... D21/729  
1,568,127 A \* 1/1926 Behr ..... 473/543  
2,059,917 A \* 11/1936 Spencer ..... 473/534

2,164,631 A \* 7/1939 Abell ..... 473/545  
D233,355 S \* 10/1974 Foley ..... D21/729  
4,093,220 A \* 6/1978 Prewarski ..... 473/543  
D258,373 S \* 2/1981 Kutt et al. .... D21/729  
D258,374 S \* 2/1981 Kutt et al. .... D21/729  
D258,375 S \* 2/1981 Kutt et al. .... D21/729  
D258,376 S \* 2/1981 Kutt et al. .... D21/729  
D314,801 S \* 2/1991 McMahon ..... D21/729  
4,995,608 A \* 2/1991 von Hackewitz ..... 473/534  
D339,394 S \* 9/1993 Richards ..... D21/729  
5,324,030 A \* 6/1994 Tsou ..... 473/521  
D363,099 S \* 10/1995 Cudlip ..... D21/730  
D394,094 S \* 5/1998 Davis et al. .... D21/729  
7,070,525 B2 \* 7/2006 Wilke et al. .... 473/524  
7,438,654 B2 \* 10/2008 Hu ..... 473/543  
D688,311 S \* 8/2013 Block ..... D21/333

\* cited by examiner

*Primary Examiner* — Mitchell Siegel

(74) *Attorney, Agent, or Firm* — R. Blake Johnston, Esq.;  
DLA Piper LLP US

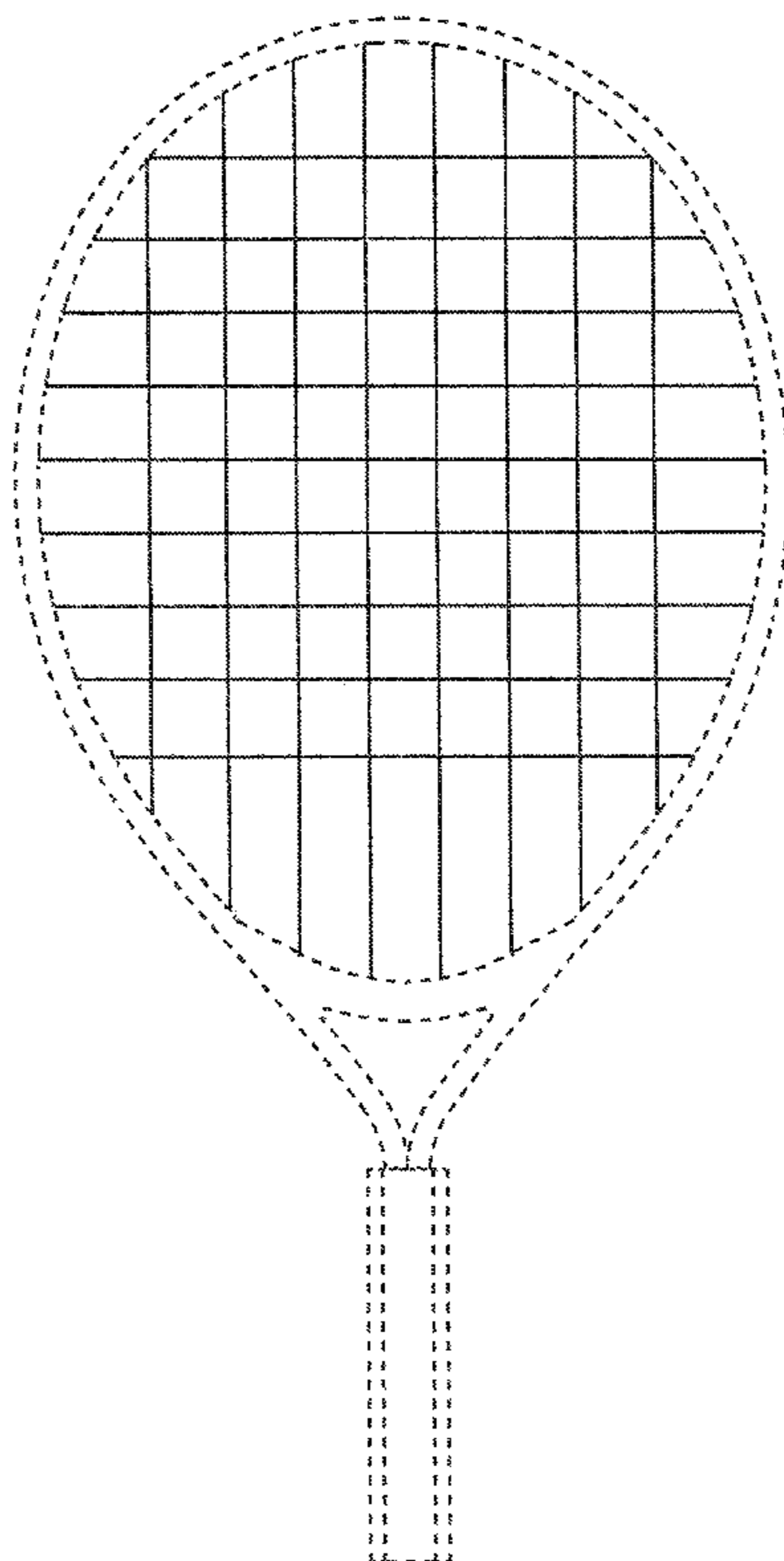
(57) **CLAIM**

The ornamental design for a string bed design for a tennis racquet, as shown and described.

**DESCRIPTION**

FIG. 1 is a front view showing our design, the undisclosed opposite side being a mirror image; and, FIG. 2 is a perspective view thereof. The broken line showing is included for the purpose of illustrating and forms no part of the claimed design.

**1 Claim, 2 Drawing Sheets**



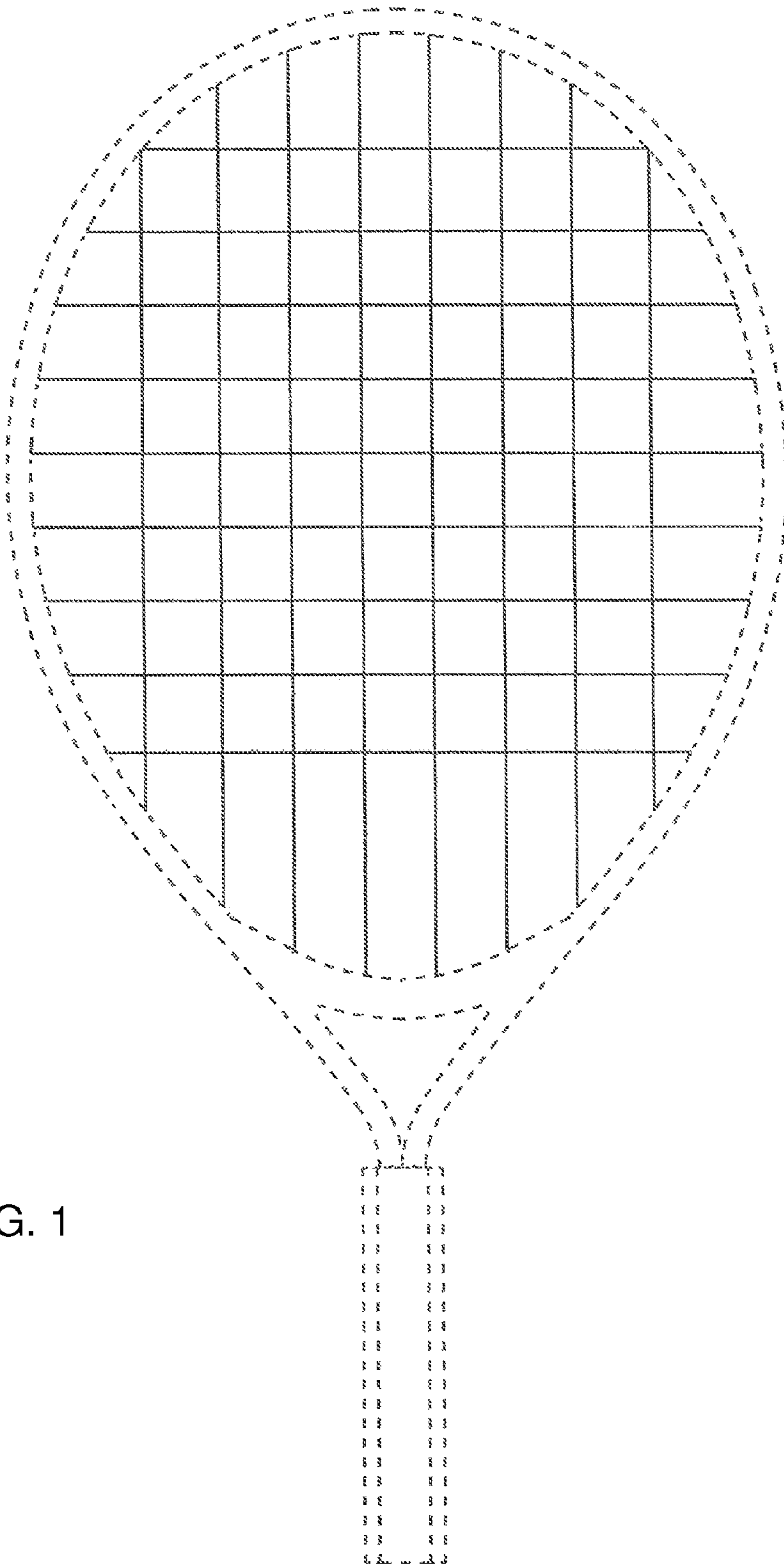


FIG. 1

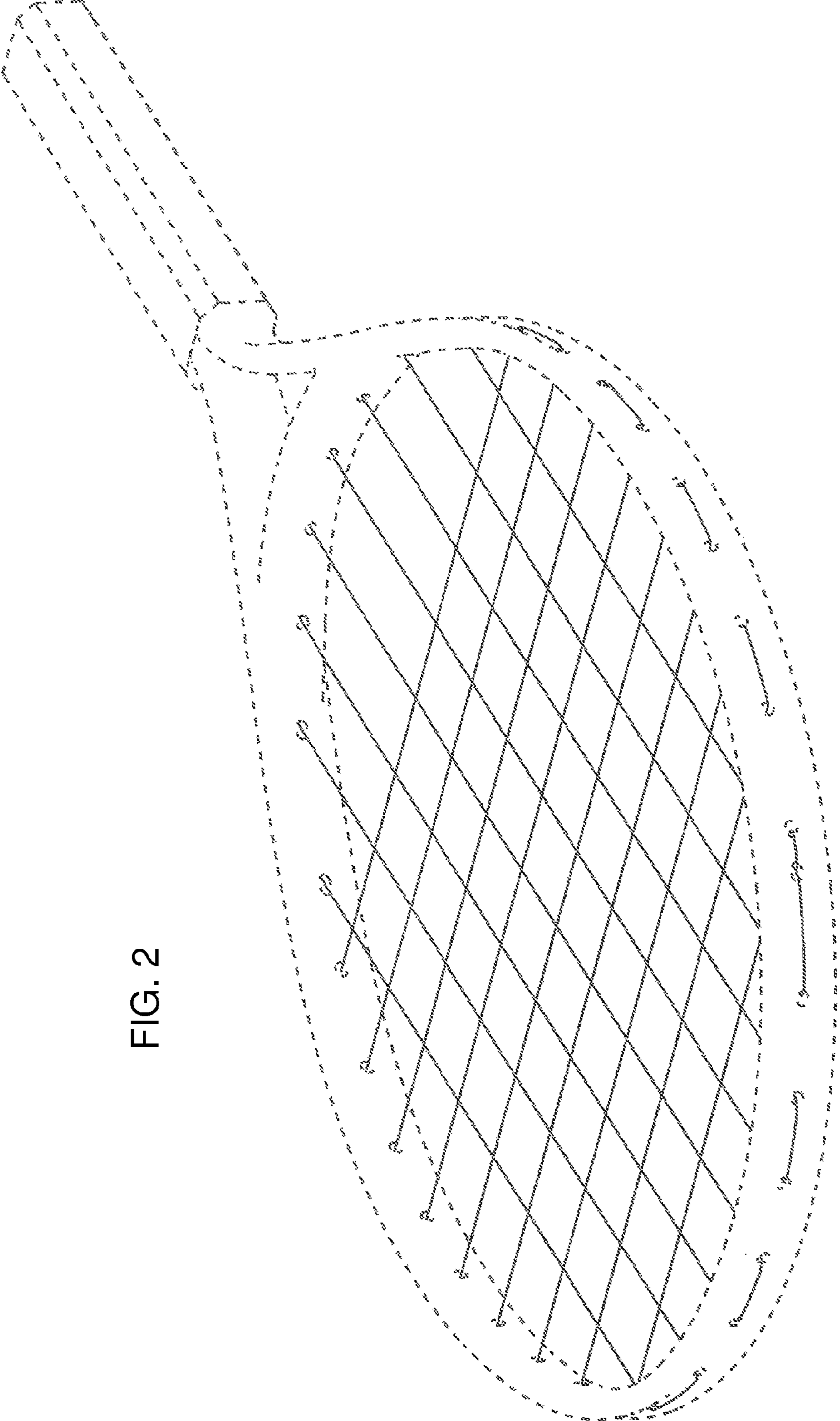


FIG. 2