



US00D698864S

(12) **United States Design Patent**  
**Watase**

(10) **Patent No.:** **US D698,864 S**

(45) **Date of Patent:** **\*\* Feb. 4, 2014**

(54) **BALLPOINT PEN**

(75) Inventor: **Satoshi Watase**, Tokyo (JP)

(73) Assignee: **Kabushiki Kaisha Pilot Corporation**,  
Tokyo (JP)

(\*\*) Term: **14 Years**

(21) Appl. No.: **29/429,095**

(22) Filed: **Aug. 7, 2012**

(30) **Foreign Application Priority Data**

Feb. 16, 2012 (JP) ..... 2012-003229

(51) **LOC (10) CL.** ..... **19-06**

(52) **U.S. Cl.**  
USPC ..... **D19/51**

(58) **Field of Classification Search**  
USPC ..... D14/411; D19/35, 36, 41-51, 53-58;  
24/11 F, 11 R, 11 P; 402/52, 99-109,  
402/192, 195, 196

See application file for complete search history.

(56) **References Cited**

**U.S. PATENT DOCUMENTS**

D258,217 S *	2/1981	Sakaoka	.....	D19/49
D259,792 S *	7/1981	Itoh et al.	.....	D19/51
D260,407 S *	8/1981	Itoh	.....	D19/57
D264,854 S *	6/1982	Spiegel	.....	D19/49
D265,740 S *	8/1982	Pook	.....	D19/36
D266,769 S *	11/1982	Camps	.....	D19/51
D266,856 S *	11/1982	Oka	.....	D19/57
D267,655 S *	1/1983	Verona	.....	D19/51
D270,547 S *	9/1983	Bajusz	.....	D19/51
D275,297 S *	8/1984	Ohyabu	.....	D19/49
D277,393 S *	1/1985	Oyabu	.....	D19/51
D286,547 S *	11/1986	Koizumi et al.	.....	D19/51
D288,335 S *	2/1987	Regnault	.....	D19/49
D327,911 S *	7/1992	Poisson	.....	D19/49
D335,141 S *	4/1993	Katami et al.	.....	D19/57

D398,641 S *	9/1998	Hollington	.....	D19/43
D409,656 S *	5/1999	Melnick	.....	D19/36
D410,029 S *	5/1999	Melnick	.....	D19/36
D416,042 S *	11/1999	Burkhardt, Jr.	.....	D19/51
D440,601 S *	4/2001	Sasaki	.....	D19/43
D458,305 S *	6/2002	Iwase et al.	.....	D19/43
D462,386 S *	9/2002	Iwase et al.	.....	D19/43
D467,614 S *	12/2002	Pellissa Beneyto	.....	D19/51

(Continued)

**FOREIGN PATENT DOCUMENTS**

CA D54892 11/1984

**OTHER PUBLICATIONS**

Communication dated Apr. 29, 2013 issued by the Canadian Patent Office in counterpart Canadian Design Patent Application No. 146849.

*Primary Examiner* — Elizabeth Albert

(74) *Attorney, Agent, or Firm* — Sughrue Mion, PLLC

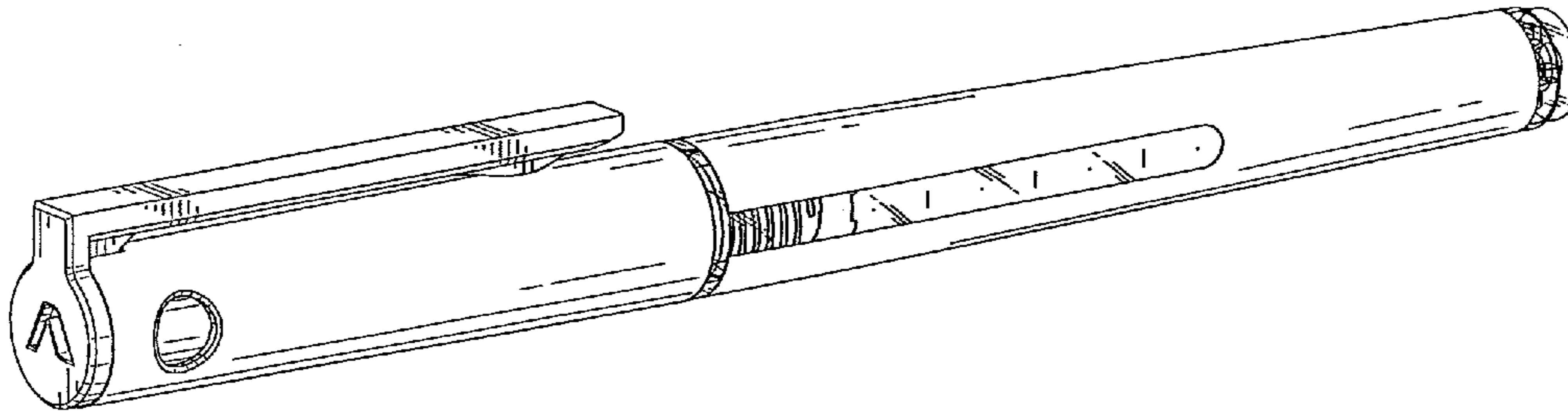
(57) **CLAIM**

The ornamental design for a ballpoint pen, as shown and described.

**DESCRIPTION**

FIG. 1 is a perspective view of front, top and right side of a ballpoint pen showing my new design;  
FIG. 2 is a front view thereof;  
FIG. 3 is a rear view thereof;  
FIG. 4 is a left side view thereof;  
FIG. 5 is a right side view thereof;  
FIG. 6 is a top view thereof;  
FIG. 7 is a bottom view thereof; and,  
FIG. 8 is a front exploded view thereof.  
The grip and writing tip shown in broken lines in FIG. 8 are included for the purposes of showing portions that form no part of the claimed design.

**1 Claim, 4 Drawing Sheets**



# US D698,864 S

Page 2

---

(56)

## References Cited

### U.S. PATENT DOCUMENTS

D467,970 S \* 12/2002 Pellissa Beneyto ..... D19/43  
D478,350 S \* 8/2003 Furlong ..... D19/43  
D611,098 S \* 3/2010 Collin ..... D19/49  
D628,636 S \* 12/2010 Wang ..... D19/48

D662,986 S \* 7/2012 Liu ..... D19/51  
D668,293 S \* 10/2012 Chen ..... D19/49  
D669,127 S \* 10/2012 Chen ..... D19/49  
D682,353 S \* 5/2013 Kermoal et al. .... D19/48  
D685,027 S \* 6/2013 Takashi ..... D19/48

\* cited by examiner

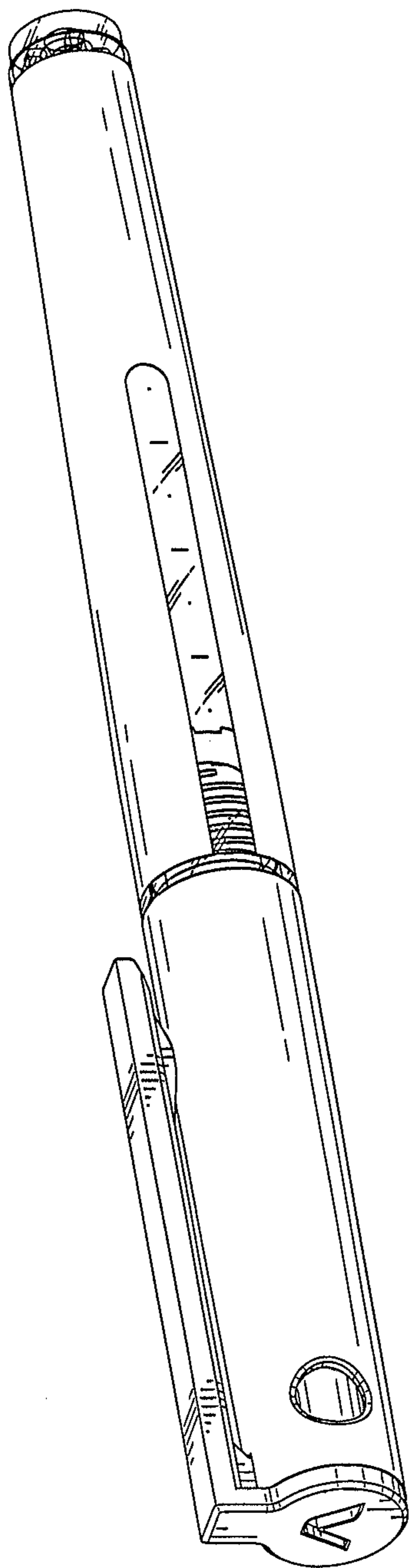


FIG. 1

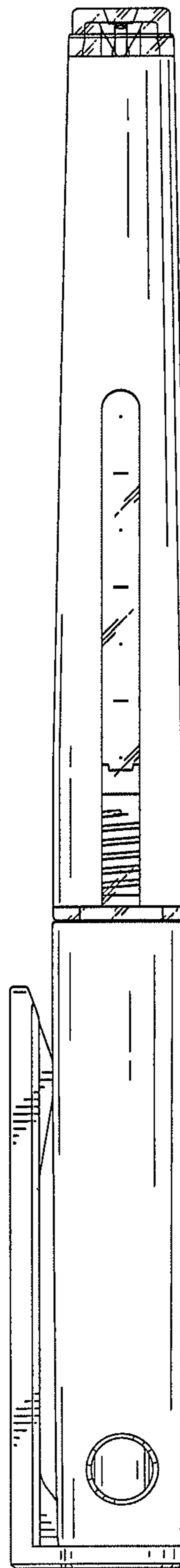


FIG. 2

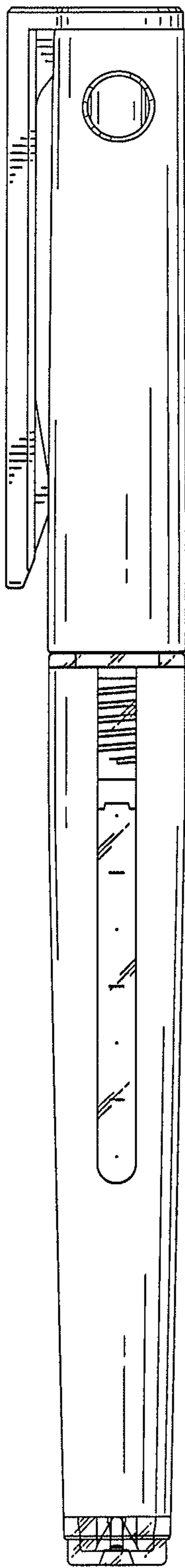


FIG. 3

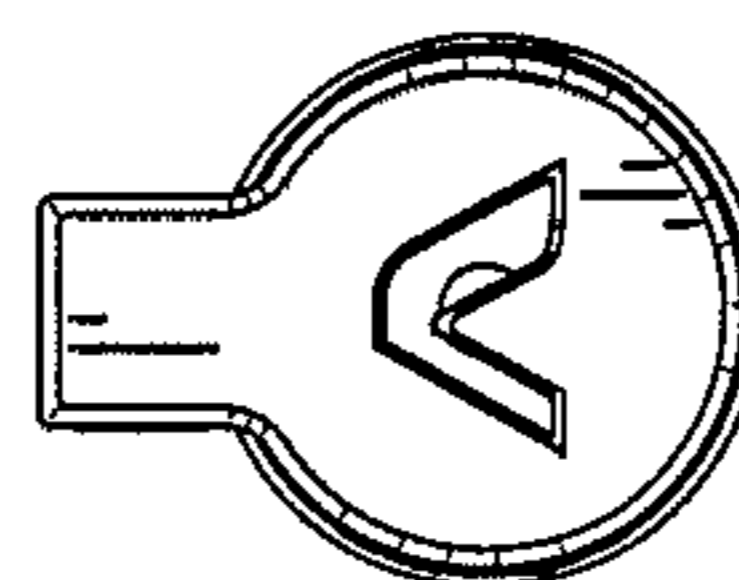


FIG. 4

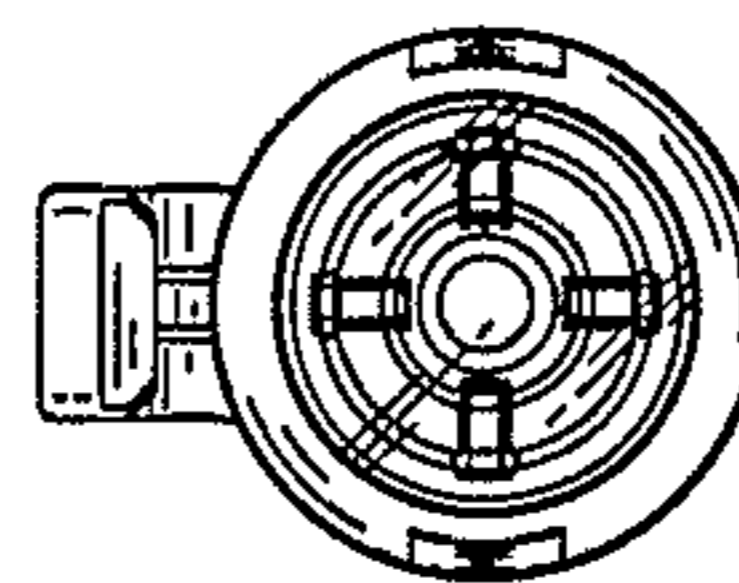


FIG. 5

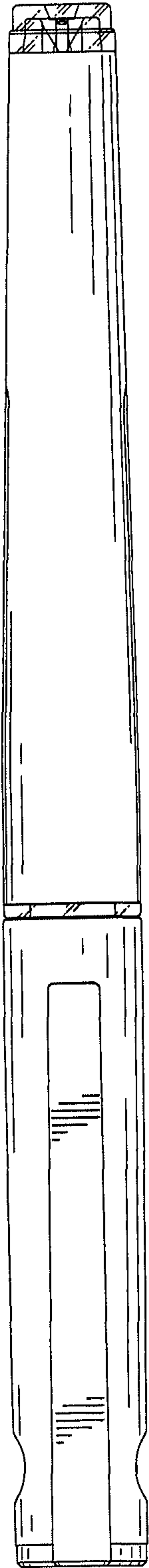


FIG. 6




FIG. 7

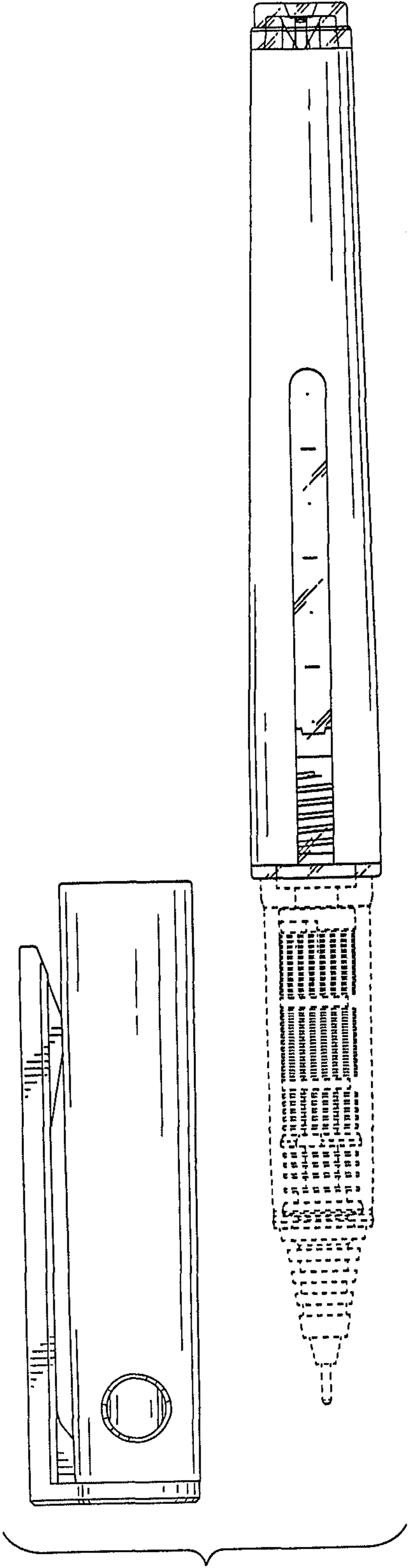


FIG. 8