



US00D698843S

(12) **United States Design Patent**  
**Hasuda**

(10) **Patent No.:** **US D698,843 S**  
(45) **Date of Patent:** **\*\* Feb. 4, 2014**

(54) **INTERMEDIATE ADAPTER FOR A CAMERA**

(75) Inventor: **Masanori Hasuda**, Fujisawa (JP)

(73) Assignee: **Nikon Corporation**, Tokyo (JP)

(\*\*) Term: **14 Years**

(21) Appl. No.: **29/412,567**

(22) Filed: **Feb. 6, 2012**

(30) **Foreign Application Priority Data**

Aug. 10, 2011	(JP)	.....	2011-018386
Sep. 15, 2011	(JP)	.....	2011-021121
Sep. 15, 2011	(JP)	.....	2011-021122
Sep. 15, 2011	(JP)	.....	2011-021123
Sep. 15, 2011	(JP)	.....	2011-021124
Sep. 15, 2011	(JP)	.....	2011-021125
Sep. 15, 2011	(JP)	.....	2011-021126
Sep. 15, 2011	(JP)	.....	2011-021127

(51) **LOC (10) Cl.** ..... **16-05**

(52) **U.S. Cl.**  
USPC ..... **D16/219**

(58) **Field of Classification Search**  
USPC ..... D16/130, 134, 136, 200, 202, 204, 218,  
D16/219; 359/642, 811, 819, 827, 828, 830;  
396/529, 530, 531, 532; 348/373, 374,  
348/375, 376; 358/909.1  
See application file for complete search history.

(56) **References Cited**

**U.S. PATENT DOCUMENTS**

4,063,264	A *	12/1977	Ando et al.	.....	396/531
4,118,713	A *	10/1978	Murakami et al.	.....	396/227
D251,669	S *	4/1979	Ueda et al.	.....	D16/134
5,262,899	A *	11/1993	Iizuka	.....	359/811
5,481,406	A *	1/1996	Yamazaki et al.	.....	359/694
5,570,153	A *	10/1996	Shono	.....	396/531
D375,969	S *	11/1996	Watanabe	.....	D16/134

D390,857	S *	2/1998	Hayamizu	.....	D16/134
D420,029	S *	2/2000	Kimura et al.	.....	D16/134
D425,088	S *	5/2000	Watanabe	.....	D16/134
D433,044	S *	10/2000	Nagaoka et al.	.....	D16/134
D441,382	S *	5/2001	Konno et al.	.....	D16/134
6,369,960	B2 *	4/2002	Azegami	.....	359/819
6,554,503	B2 *	4/2003	Imanari et al.	.....	396/531
D482,377	S *	11/2003	Tajima	.....	D16/134
D523,057	S *	6/2006	Watanabe	.....	D16/219
D537,096	S *	2/2007	Tokiwa et al.	.....	D16/219
D537,461	S *	2/2007	Tokiwa et al.	.....	D16/219
D539,320	S *	3/2007	Tokiwa et al.	.....	D16/219
D540,363	S *	4/2007	Tokiwa et al.	.....	D16/219
D549,263	S *	8/2007	Tokiwa et al.	.....	D16/219
D549,264	S *	8/2007	Tokiwa	.....	D16/219

(Continued)

**OTHER PUBLICATIONS**

Office Action from Design U.S. Appl. No. 29/451,766, dated Aug. 29, 2013.

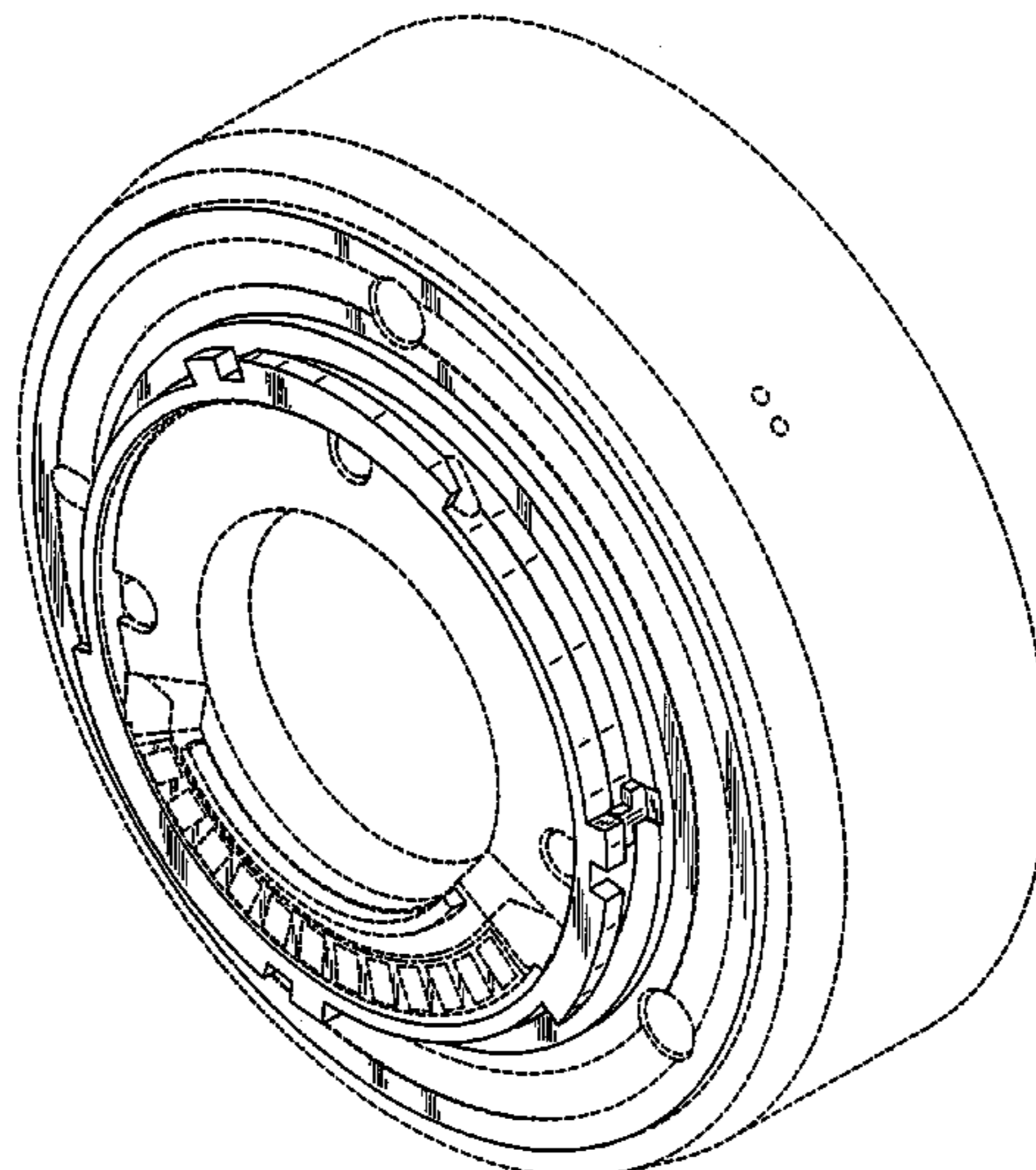
*Primary Examiner* — Phillip S Hyder  
(74) *Attorney, Agent, or Firm* — Wolf, Greenfield & Sacks, P.C.; Randy J. Pritzker

(57) **CLAIM**  
The ornamental design for an intermediate adapter for a camera, as shown and described.

**DESCRIPTION**

FIG. 1 is a perspective view of an embodiment of an intermediate adapter for a camera showing my new design; FIG. 2 is a rear elevational view thereof; FIG. 3 is a top plan view thereof; FIG. 4 is a bottom plan view thereof; FIG. 5 is a right side elevational view thereof; and, FIG. 6 is a left side elevational view thereof. The features shown in broken lines in the drawings depict environmental subject matter only and form no part of the claimed design. The dot-dashed lines denote the boundary of the claim, and form no part of the claimed design.

**1 Claim, 6 Drawing Sheets**



(56)

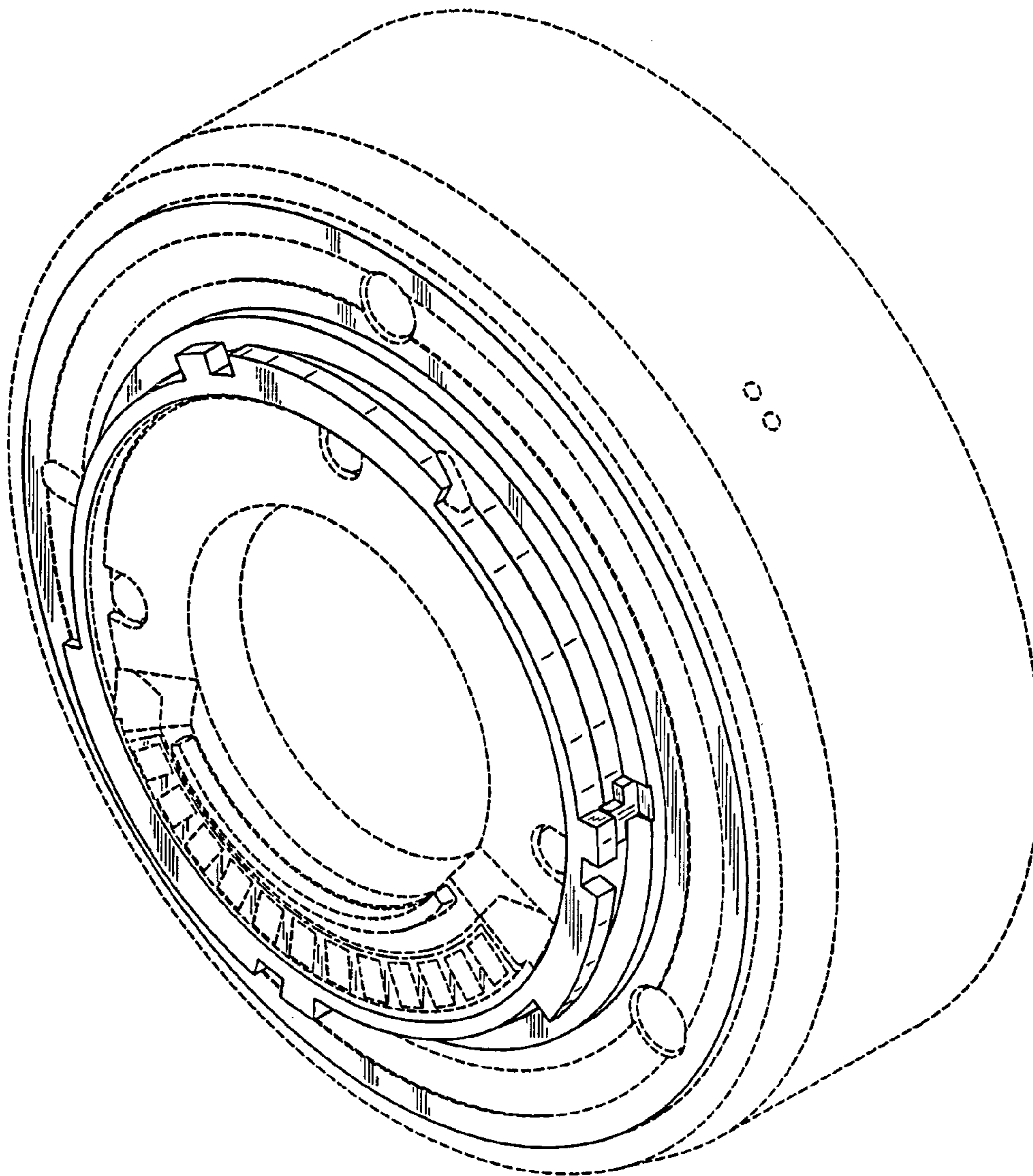
**References Cited**

U.S. PATENT DOCUMENTS

D552,147 S *	10/2007	Tajima .....	D16/219	7,961,411 B2 *	6/2011	Lee .....	359/819
D559,884 S *	1/2008	Tokiwa .....	D16/219	7,988,372 B2 *	8/2011	Lee et al. ....	396/531
7,593,169 B2 *	9/2009	Ouchi .....	359/702	8,002,483 B2 *	8/2011	Fujiwara et al. ....	396/531
7,625,144 B2 *	12/2009	Kranz et al. ....	396/529	8,027,576 B2 *	9/2011	Lai .....	396/25
7,798,731 B2 *	9/2010	Kurosawa .....	396/505	D665,837 S *	8/2012	Tainaka .....	D16/219
7,848,634 B2 *	12/2010	Kranz et al. ....	396/310	D670,751 S *	11/2012	Koyama et al. ....	D16/219
7,853,137 B2 *	12/2010	Yang .....	396/71	D671,586 S *	11/2012	Asano et al. ....	D16/219
				2010/0226023 A1 *	9/2010	Lee .....	359/819
				2011/0274424 A1 *	11/2011	Fujiwara et al. ....	396/532
				2012/0039595 A1 *	2/2012	Youn .....	396/529

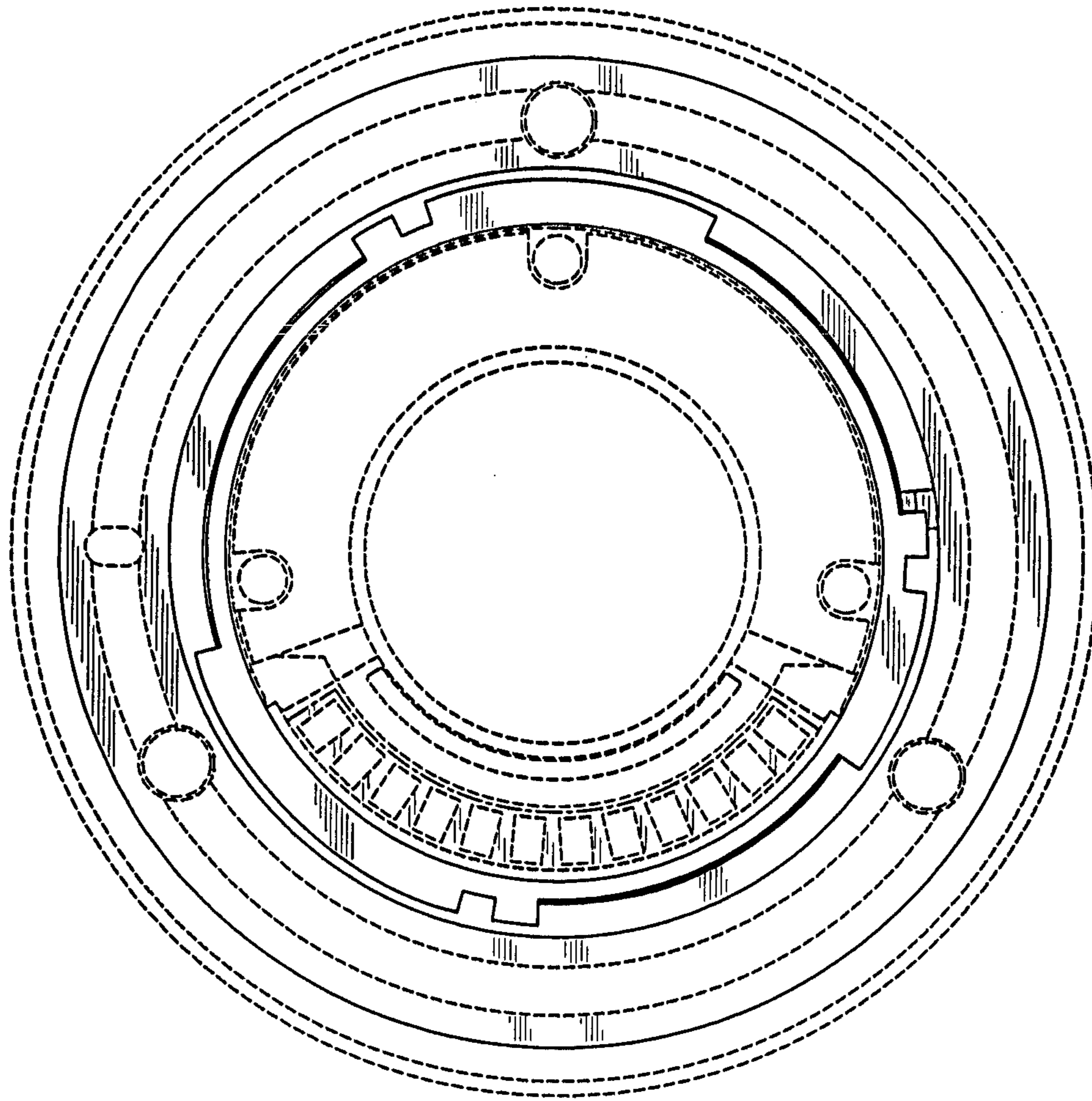
\* cited by examiner

**FIG. 1**

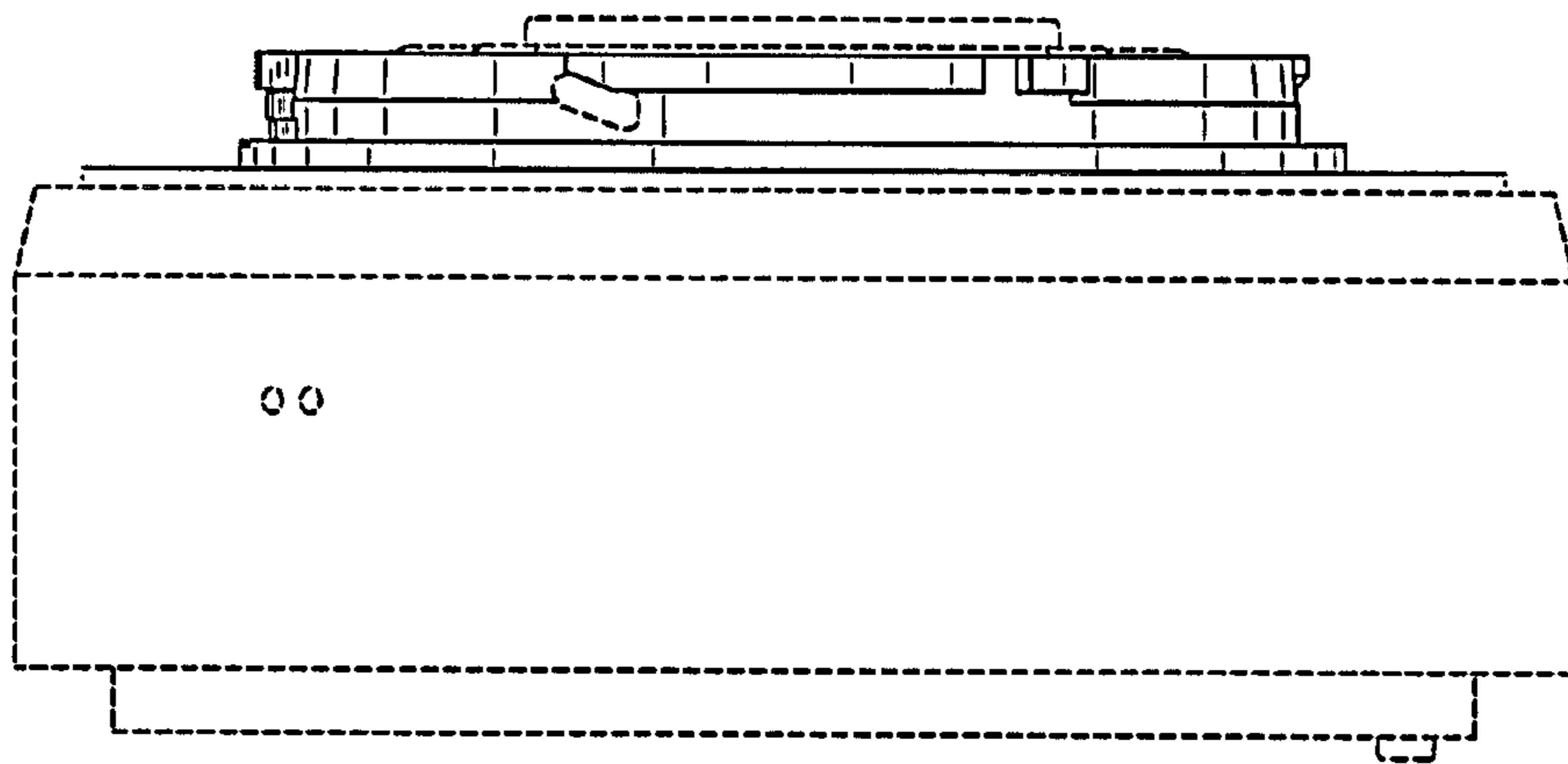




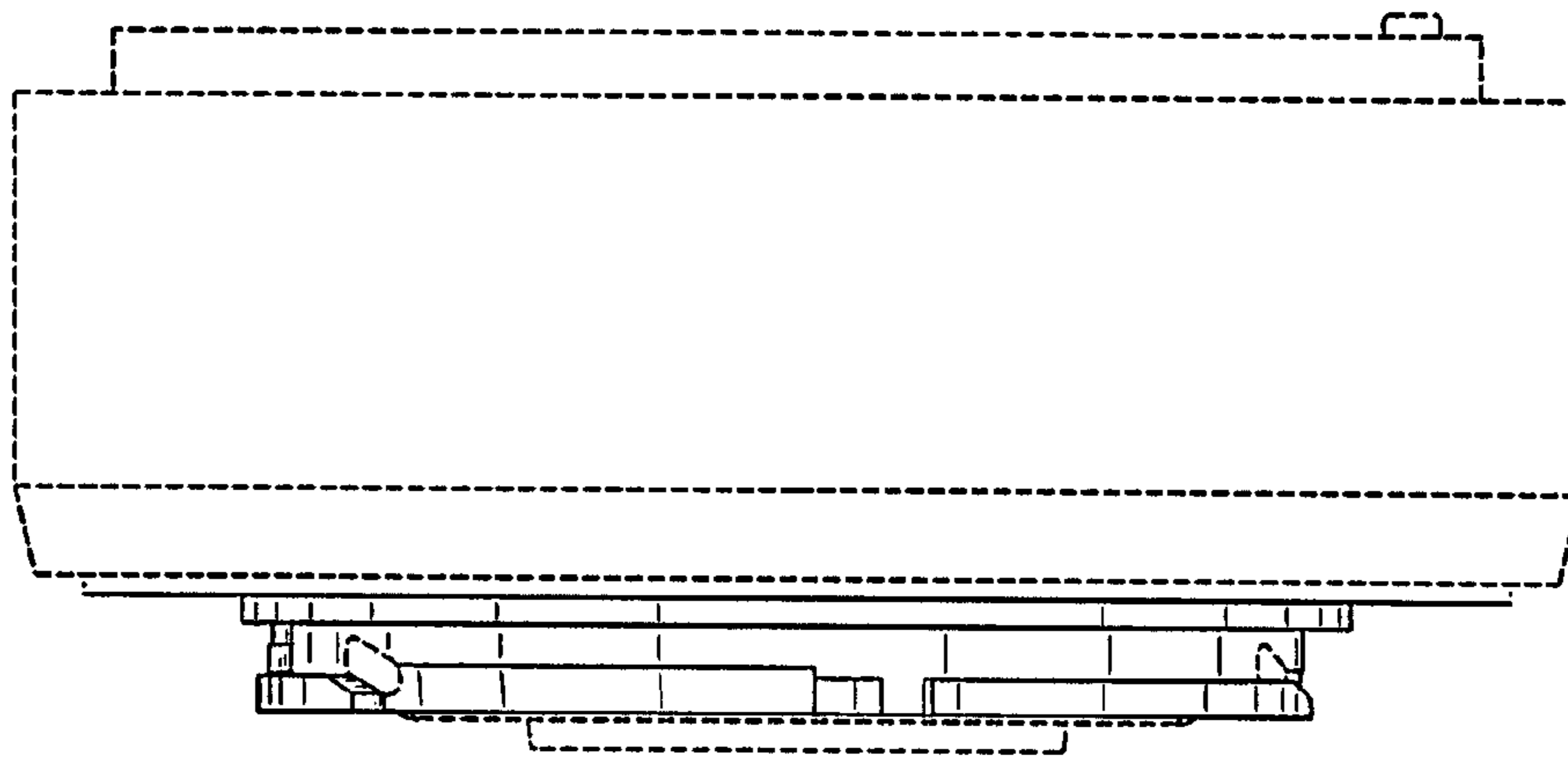
**FIG. 2**



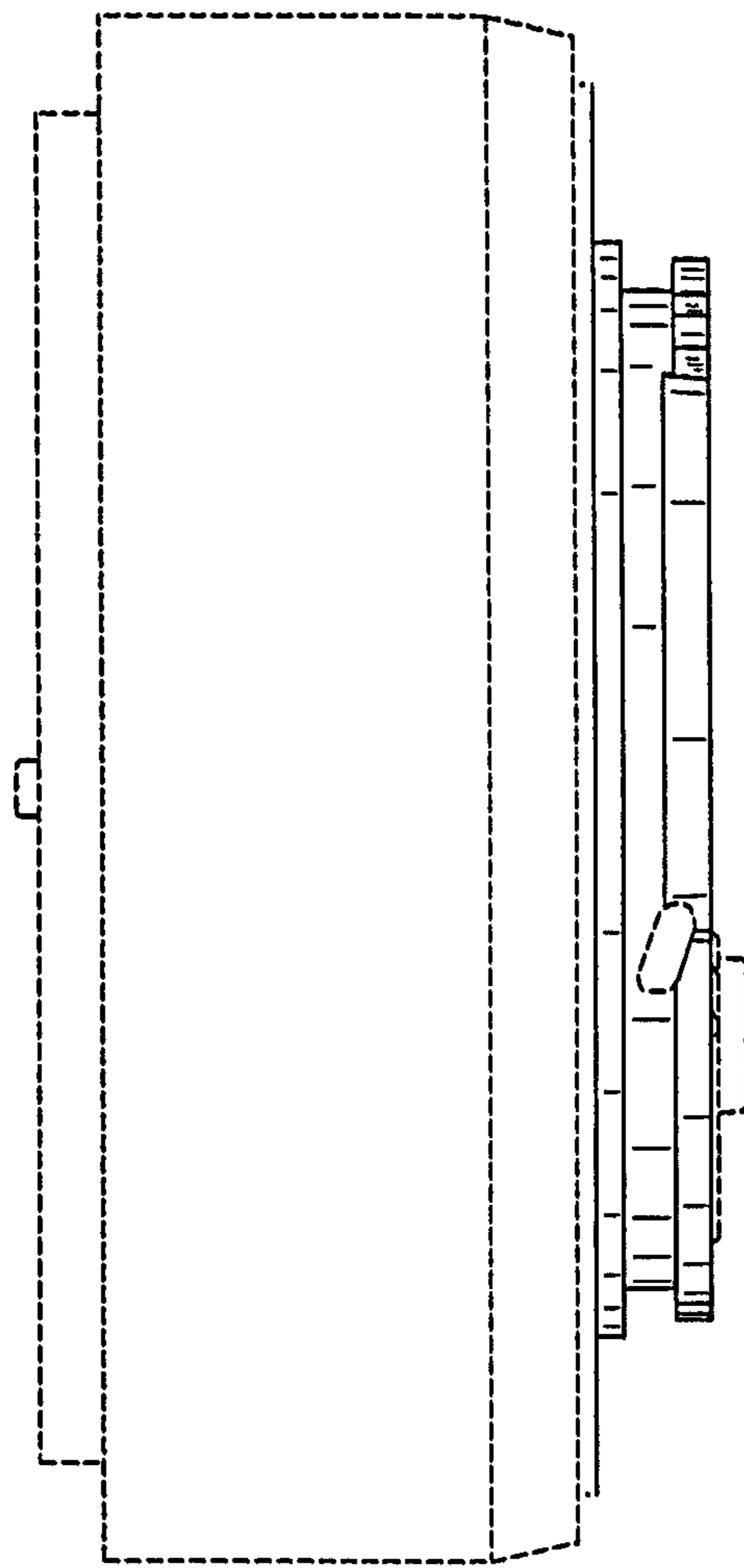
*FIG. 3*



*FIG. 4*



*FIG. 5*



**FIG. 6**

