

US00D698822S

(12) **United States Design Patent**
Saracoglu

(10) **Patent No.:** **US D698,822 S**

(45) **Date of Patent:** **** Feb. 4, 2014**

(54) **ENGINE COVER FOR MOTOR VEHICLE**

(56) **References Cited**

(71) Applicant: **Dr. Ing. h.c. F. Porsche**
Aktiengesellschaft, Stuttgart (DE)

U.S. PATENT DOCUMENTS

(72) Inventor: **Hakan Saracoglu, Stuttgart (DE)**

D517,089 S *	3/2006	Pfeiffer	D15/5
D534,186 S *	12/2006	Tsunoda	D15/5
D556,213 S *	11/2007	Sugimoto et al.	D15/5
D567,820 S *	4/2008	Terazono et al.	D15/5
D647,109 S *	10/2011	Mizutani et al.	D15/5
D656,961 S *	4/2012	Gelardi	D15/5

(73) Assignee: **Dr. Ing. h.c. F. Porsche**
Aktiengesellschaft, Stuttgart (DE)

* cited by examiner

(**) Term: **14 Years**

Primary Examiner — T. Chase Nelson

(21) Appl. No.: **29/434,407**

Assistant Examiner — Ania Aman

(22) Filed: **Oct. 12, 2012**

(74) *Attorney, Agent, or Firm* — RatnerPrestia

(30) **Foreign Application Priority Data**

(57) **CLAIM**

The ornamental design for an engine cover for motor vehicle, as shown and described.

Apr. 13, 2012 (DE) 40 2012 100 289

DESCRIPTION

(51) **LOC (10) Cl.** **15-01**

FIG. 1 is a perspective view of an engine cover for motor vehicle;

(52) **U.S. Cl.**

FIG. 2 is a front elevation view thereof;

USPC **D15/5**

FIG. 3 is a rear elevation view thereof;

(58) **Field of Classification Search**

USPC D15/1, 2, 3, 5, 6, 14, 17, 149; 123/22,

FIG. 4 is an elevation view thereof from the left side;

123/41, 51 A, 34, 606 R, 52.1, 50 A, 50 B,

FIG. 5 is an elevation view thereof from the right side; and,

123/54.1, 54.2, 54.4, 54.5, 65 R, 195 R,

FIG. 6 is a top plan view thereof.

123/195 HC, 657, 311

See application file for complete search history.

1 Claim, 4 Drawing Sheets





Figure 1

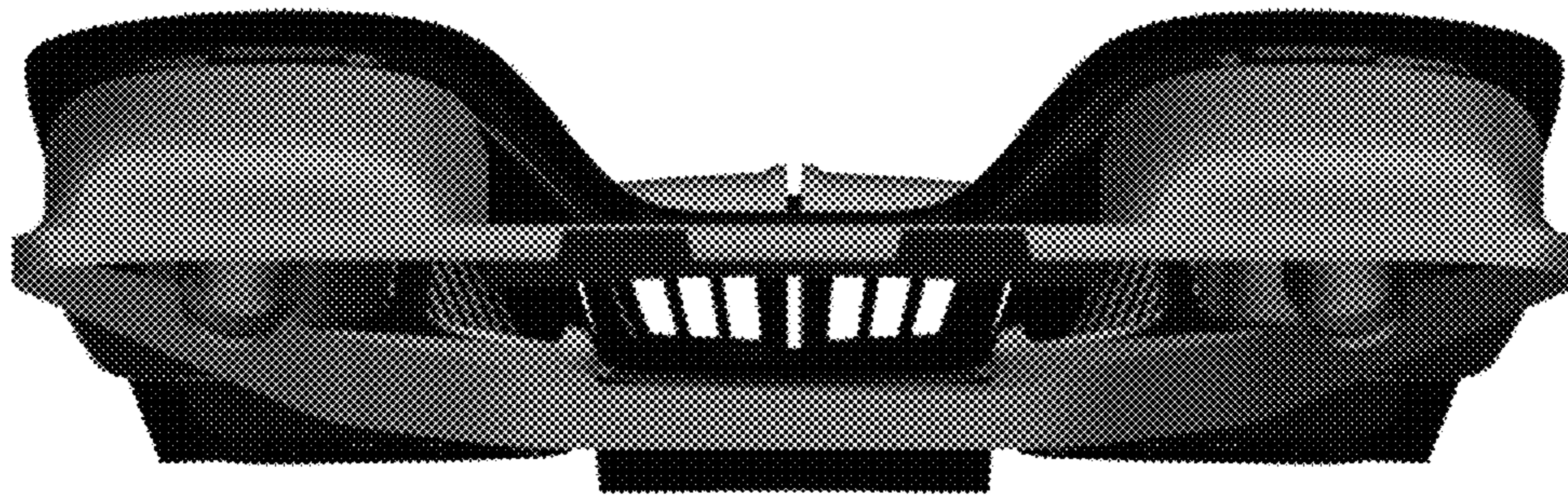


Figure 2




Figure 3




Figure 4




Figure 5



Figure 6