

US00D698818S

(12) **United States Design Patent**  
**Laverack et al.**

(10) **Patent No.:** **US D698,818 S**  
(45) **Date of Patent:** **\*\* Feb. 4, 2014**

(54) **DISPLAY SCREEN PORTION WITH ICON**

(75) Inventors: **Paul Laverack**, Milton Keynes (GB);  
**Cecilia Valette**, Bedford (GB)

(73) Assignee: **SPD Swiss Precision Diagnostics GmbH**, Geneva (CH)

(\*\*) Term: **14 Years**

(21) Appl. No.: **29/389,587**

(22) Filed: **Apr. 13, 2011**

(30) **Foreign Application Priority Data**

Oct. 13, 2010 (EM) ..... 001767781  
Oct. 13, 2010 (EM) ..... 001767781-0004  
Oct. 13, 2010 (EM) ..... 001767781-0007

(51) **LOC (10) Cl.** ..... **14-04**

(52) **U.S. Cl.**  
USPC ..... **D14/489**

(58) **Field of Classification Search**  
USPC ..... D14/485-495; 715/700-867  
See application file for complete search history.

(56) **References Cited**

**U.S. PATENT DOCUMENTS**

D397,101 S \* 8/1998 Bier ..... D14/489  
D497,617 S \* 10/2004 Decombe et al. .... D14/486

D545,828 S \* 7/2007 Vong et al. .... D14/485  
D546,336 S \* 7/2007 Vong et al. .... D14/485  
D572,721 S \* 7/2008 Guimaraes et al. .... D14/493  
D572,728 S \* 7/2008 Guimaraes et al. .... D14/495  
D592,674 S \* 5/2009 Kwag ..... D14/486  
D675,336 S \* 1/2013 Laverack et al. .... D24/223  
2009/0273610 A1\* 11/2009 Busch et al. .... 345/619  
2012/0321519 A1\* 12/2012 Brown ..... 422/82.05

**OTHER PUBLICATIONS**

“Persona” Contraceptive Monitor User Guide (German). Dated Jun. 2012, accessed at <http://verhutung.clearblue.com/start.php> on Sep. 30, 2013.\*

\* cited by examiner

*Primary Examiner* — Deanna L Pratt

(74) *Attorney, Agent, or Firm* — Haynes and Boone, LLP


(57) **CLAIM**

The ornamental design for an display screen portion with icon, as shown and described.

**DESCRIPTION**

FIG. 1 is a front view of an display screen portion with icon showing our new design according to a first embodiment; and, FIG. 2 is a front view of the display screen portion with icon showing our new design according to a second embodiment. The broken lines showing a portion of a display screen in each of FIGS. 1 and 2 form no part of the claimed design.

**1 Claim, 1 Drawing Sheet**






FIG. 1




FIG. 2