

US00D698804S

(12) **United States Design Patent**
Davis

(10) **Patent No.:** **US D698,804 S**
(45) **Date of Patent:** **** Feb. 4, 2014**

(54) **PASSENGER INFORMATION MODULE WITH MAP SPLIT SCREEN OF GRAPHICAL USER INTERFACE**

(71) Applicant: **Creative Mobile Technologies, LLC**,
Long Island City, NY (US)

(72) Inventor: **Jesse H. Davis**, Demarest, NJ (US)

(73) Assignee: **Creative Mobile Technologies, LLC**,
Long Island City, NY (US)

(**) Term: **14 Years**

(21) Appl. No.: **29/449,800**

(22) Filed: **Mar. 15, 2013**

D510,582 S *	10/2005	Hoang et al.	D14/486
D527,011 S	8/2006	Bixler	D14/486
D553,625 S *	10/2007	Burns et al.	D14/485
D588,604 S *	3/2009	Bhat et al.	D14/486
D589,527 S *	3/2009	Shamma	D14/486
D589,970 S *	4/2009	Bhat et al.	D14/486
D589,971 S *	4/2009	Bhat et al.	D14/486
D590,413 S *	4/2009	Bhat et al.	D14/486
D590,414 S *	4/2009	Bhat et al.	D14/486
D592,675 S *	5/2009	Bhat et al.	D14/486
D595,304 S *	6/2009	Rasmussen et al.	D14/486
D596,192 S	7/2009	Shotel	D14/486
D599,373 S	9/2009	Kobayashi et al.	D14/486
D601,153 S *	9/2009	Setiawan et al.	D14/485
7,600,189 B2	10/2009	Fujisawa	715/765
D604,307 S	11/2009	Stiller et al.	D14/486
D614,634 S *	4/2010	Nilsen	D14/486
D622,730 S	8/2010	Krum et al.	D14/486
D622,731 S	8/2010	Krum et al.	D14/486
D629,418 S	12/2010	Brown et al.	D14/486
7,930,347 B2 *	4/2011	Maxwell et al.	709/205

(Continued)

Related U.S. Application Data

(63) Continuation of application No. 29/350,206, filed on Nov. 12, 2009, now Pat. No. Des. 681,046.

(51) **LOC (10) Cl.** **14-04**

(52) **U.S. Cl.**
USPC **D14/486**

(58) **Field of Classification Search**
USPC D14/485-495; 715/700-867
See application file for complete search history.

Primary Examiner — Deanna L Pratt

(74) *Attorney, Agent, or Firm* — Klintworth & Rozenblat IP LLC

(57) **CLAIM**

The ornamental design for a passenger information module with map split screen of graphical user interface, as shown and described.

DESCRIPTION

FIG. 1 is a perspective view of the passenger information module in which the map split screen of the claimed design is embodied; and,

FIG. 2 is a front view of the map split screen of the claimed design.

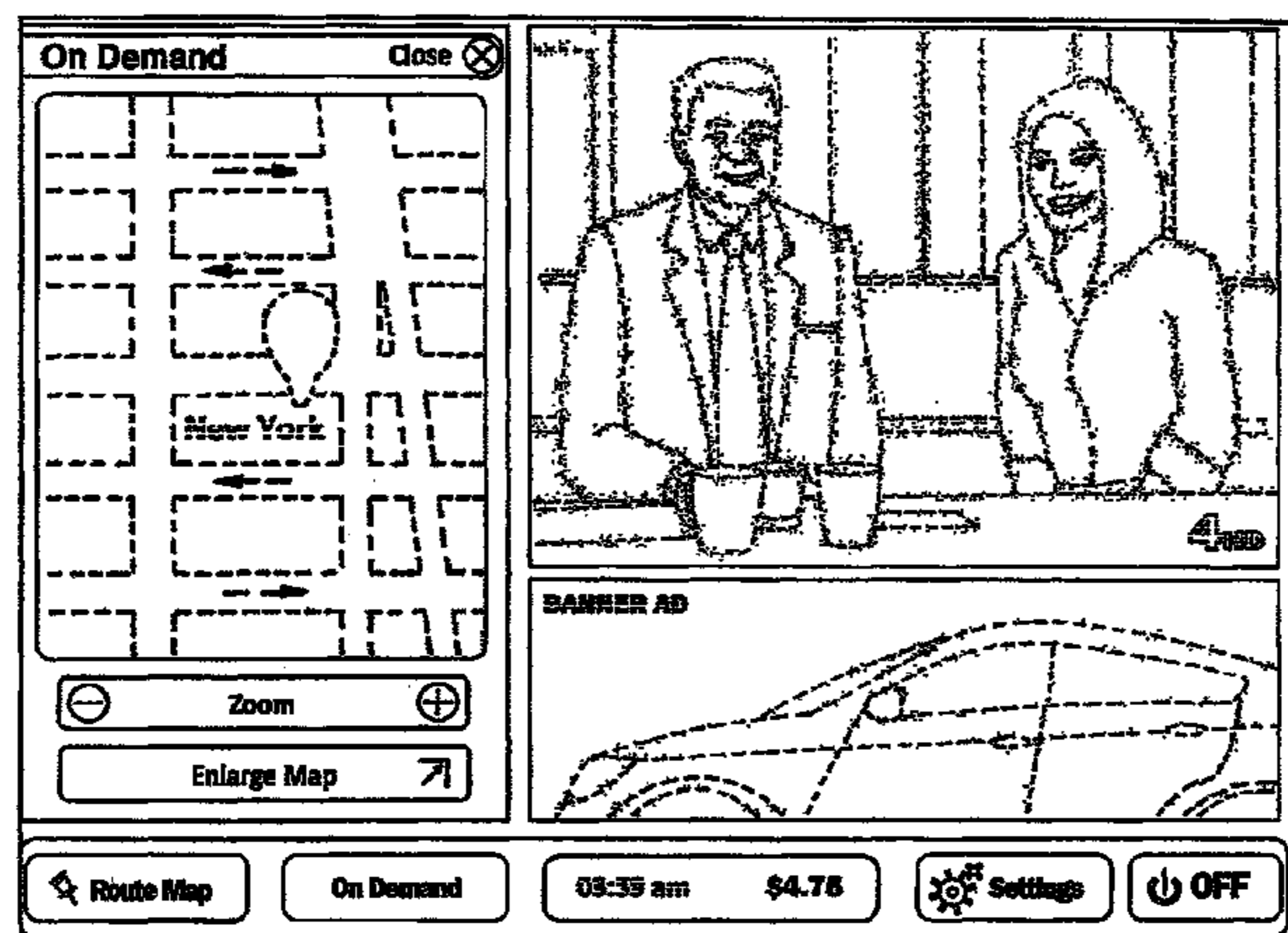
The dashed lines in FIG. 1 show the environment, and form no part of the claimed design. The dashed lines in FIG. 2 illustrate portions of the map split screen which form no part of the claimed design.

1 Claim, 2 Drawing Sheets

(56) **References Cited**

U.S. PATENT DOCUMENTS

D403,313 S *	12/1998	Peppel	D14/486
5,889,517 A	3/1999	Ueda et al.	345/339
D409,243 S	5/1999	Lonergan	D19/76
5,956,029 A	9/1999	Okada et al.	345/334
D418,120 S	12/1999	Okura et al.	D14/114.1
D418,826 S	1/2000	Pavely et al.	D14/114.1
D420,993 S	2/2000	Decker	D14/114.1
D436,967 S	1/2001	Yasui et al.	D14/486
D437,858 S	2/2001	Yasui et al.	D14/486
D468,322 S *	1/2003	Walker et al.	D14/486



(56)

References Cited

U.S. PATENT DOCUMENTS

D653,672 S	2/2012	Friedlander	D14/487	D661,701 S	6/2012	Brown et al.	D14/486
D656,508 S	3/2012	Makhlouf	D14/486	D663,737 S	7/2012	Sullivan	D14/486
D656,946 S	4/2012	Judy et al.	D14/486	D663,739 S	7/2012	Weir et al.	D14/486
D657,368 S	4/2012	Magee et al.	D14/486	2006/0200308 A1 *	9/2006	Arutunian	701/208
D658,196 S	4/2012	Wood et al.	D14/486	2007/0130537 A1 *	6/2007	Chiu	715/792
D658,667 S	5/2012	Cho et al.	D14/486	2007/0209023 A1 *	9/2007	Nakagawa et al.	715/838
				2010/0217757 A1 *	8/2010	Fujioka	707/710
				2012/0036552 A1	2/2012	Dare et al.	726/1

* cited by examiner

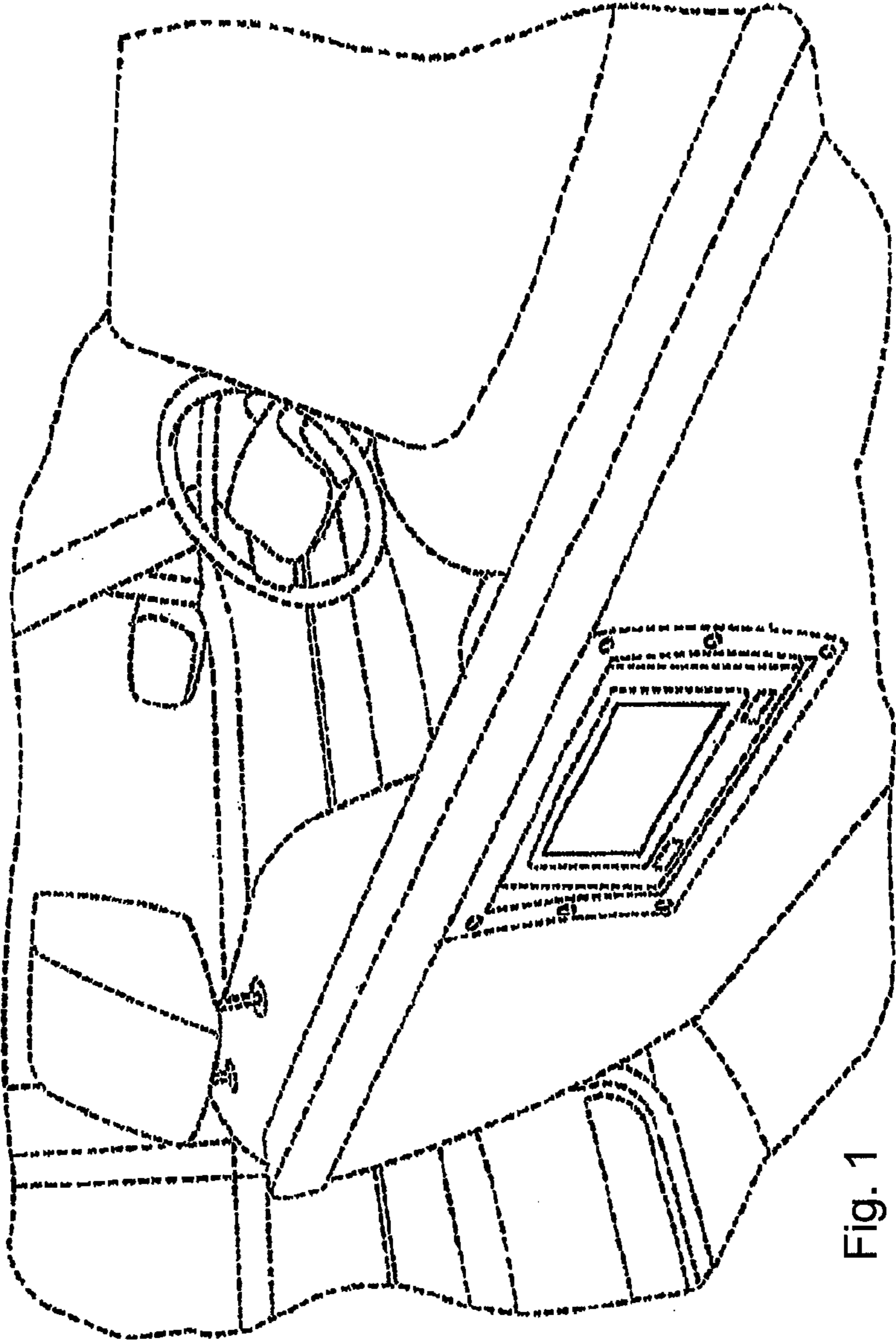


Fig. 1

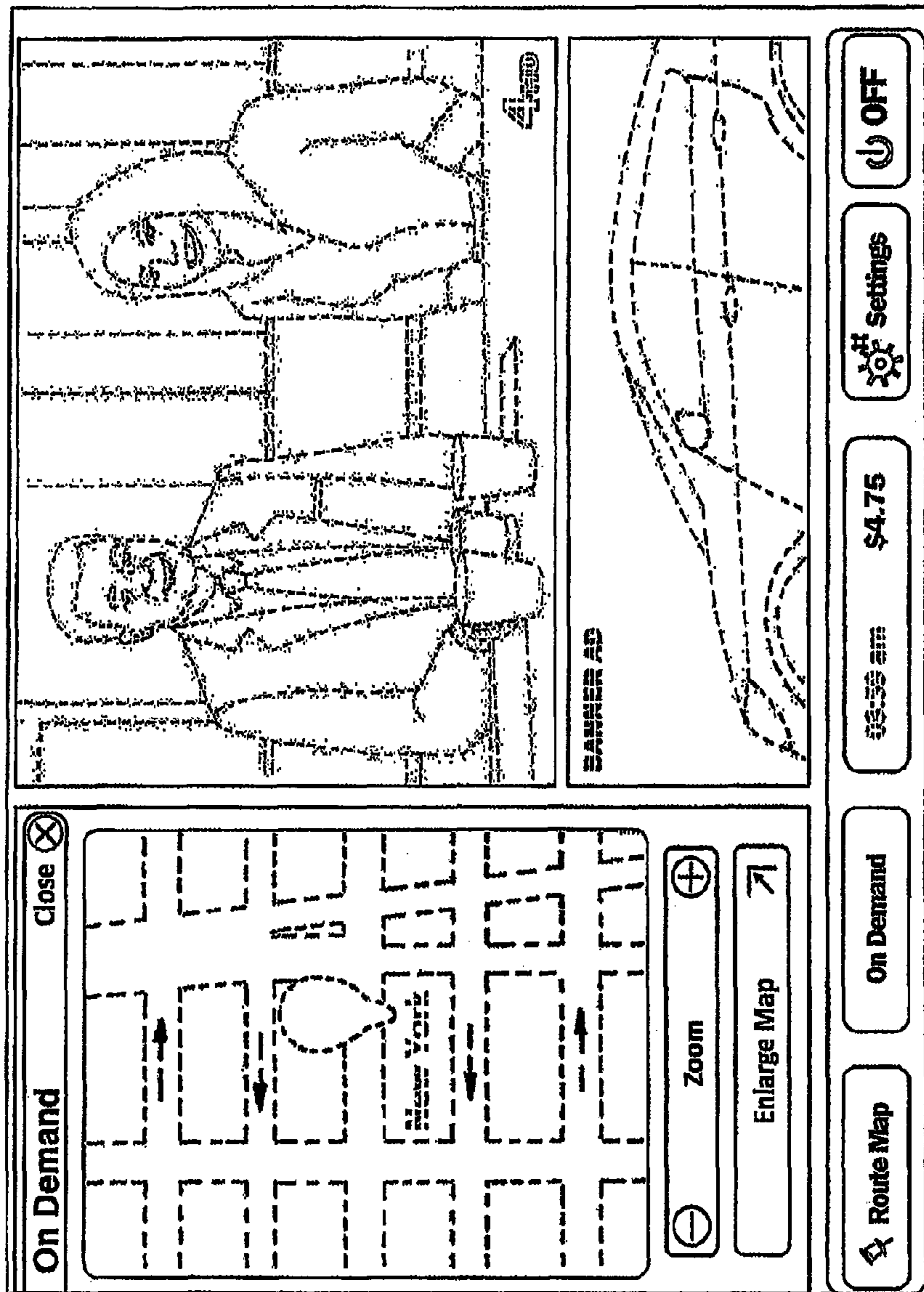


Fig. 2