

US00D698781S

(12) **United States Design Patent**  
**Jun et al.**

(10) **Patent No.:** **US D698,781 S**  
(45) **Date of Patent:** **\*\* Feb. 4, 2014**

(54) **EDUCATIONAL TABLET COMPUTER**

(56)

**References Cited**

(75) Inventors: **Sung Soo Jun**, Seoul (KR); **Jong Ho Kim**, Seoul (KR)

U.S. PATENT DOCUMENTS

(73) Assignee: **LG Electronics Inc.**, Seoul (KR)

D363,468 S *	10/1995	Mieki et al. ....	D14/342
D377,929 S *	2/1997	Sekino et al. ....	D14/336
D451,505 S *	12/2001	Iseki et al. ....	D14/341
D460,759 S *	7/2002	West et al. ....	D14/374
D491,560 S *	6/2004	Hsu Li ....	D14/371
D505,676 S *	5/2005	Porter et al. ....	D14/388
D509,827 S *	9/2005	Johnson ....	D14/374
D563,806 S *	3/2008	Jeon ....	D10/65
D624,542 S *	9/2010	Tang ....	D14/371
D627,780 S *	11/2010	Kuroda ....	D14/346
D628,570 S *	12/2010	Li ....	D14/341
D634,743 S *	3/2011	Kang et al. ....	D14/341
D654,499 S *	2/2012	Wesolek ....	D14/346

(\*\*) Term: **14 Years**

(21) Appl. No.: **29/423,761**

(22) Filed: **Jun. 5, 2012**

(30) **Foreign Application Priority Data**

Dec. 16, 2011 (KR) ..... 30-2011-0053880

(51) **LOC (10) Cl.** ..... **14-02**

(52) **U.S. Cl.**  
USPC ..... **D14/341; D19/60**

(58) **Field of Classification Search**  
USPC ..... D14/341-347, 137, 138 AA, 138 R,  
D14/138 C, 138 G, 496, 203.1, 203.3, 203.7,  
D14/426, 129, 130, 420, 147, 218, 247-248,  
D14/389, 388, 315-318; D10/65, 104.1;  
D18/6-7; D21/324, 329, 330;  
455/556.1, 556.2, 566, 575.1, 90.3;  
379/433.04, 433.01, 433.06, 916;  
345/173, 901, 905; 361/679.26,  
361/679.27, 679.3, 679.55, 679.56,  
361/680-686; 248/917-924; 348/373, 376;  
D19/60

See application file for complete search history.

\* cited by examiner

*Primary Examiner* — Barbara Fox

(74) *Attorney, Agent, or Firm* — Morgan, Lewis & Bockius LLP

(57) **CLAIM**

We claim the ornamental design for a educational tablet computer, as shown and described.

**DESCRIPTION**

FIG. 1 is a perspective view of a educational tablet computer showing our new design;  
FIG. 2 is a front elevation view thereof;  
FIG. 3 is a rear elevation view thereof;  
FIG. 4 is a left-side elevation view thereof;  
FIG. 5 is a right-side elevation view thereof;  
FIG. 6 is a top plan view thereof; and,  
FIG. 7 is a bottom plan view thereof.

**1 Claim, 5 Drawing Sheets**

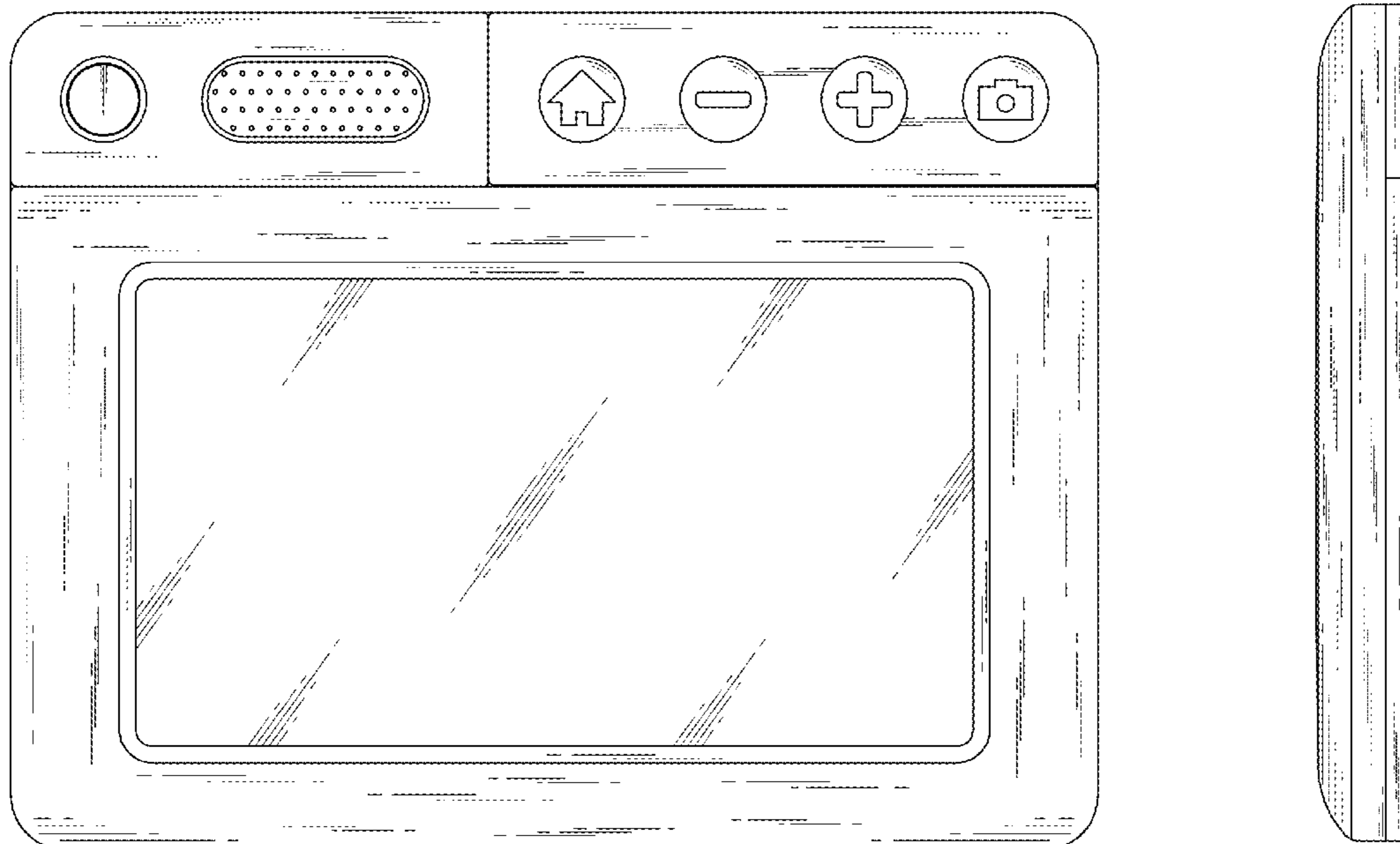


FIG. 1

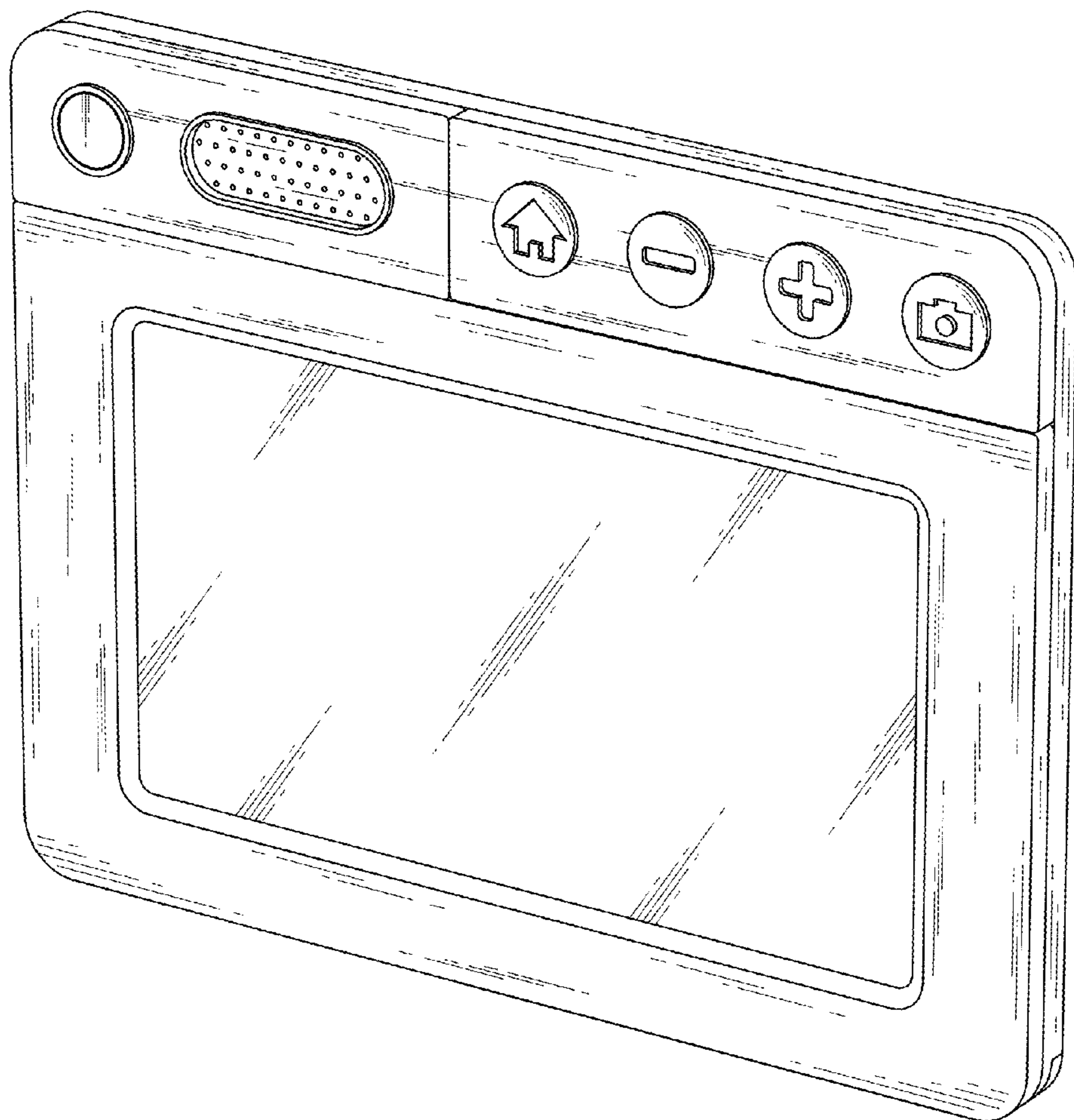


FIG. 2




FIG. 3

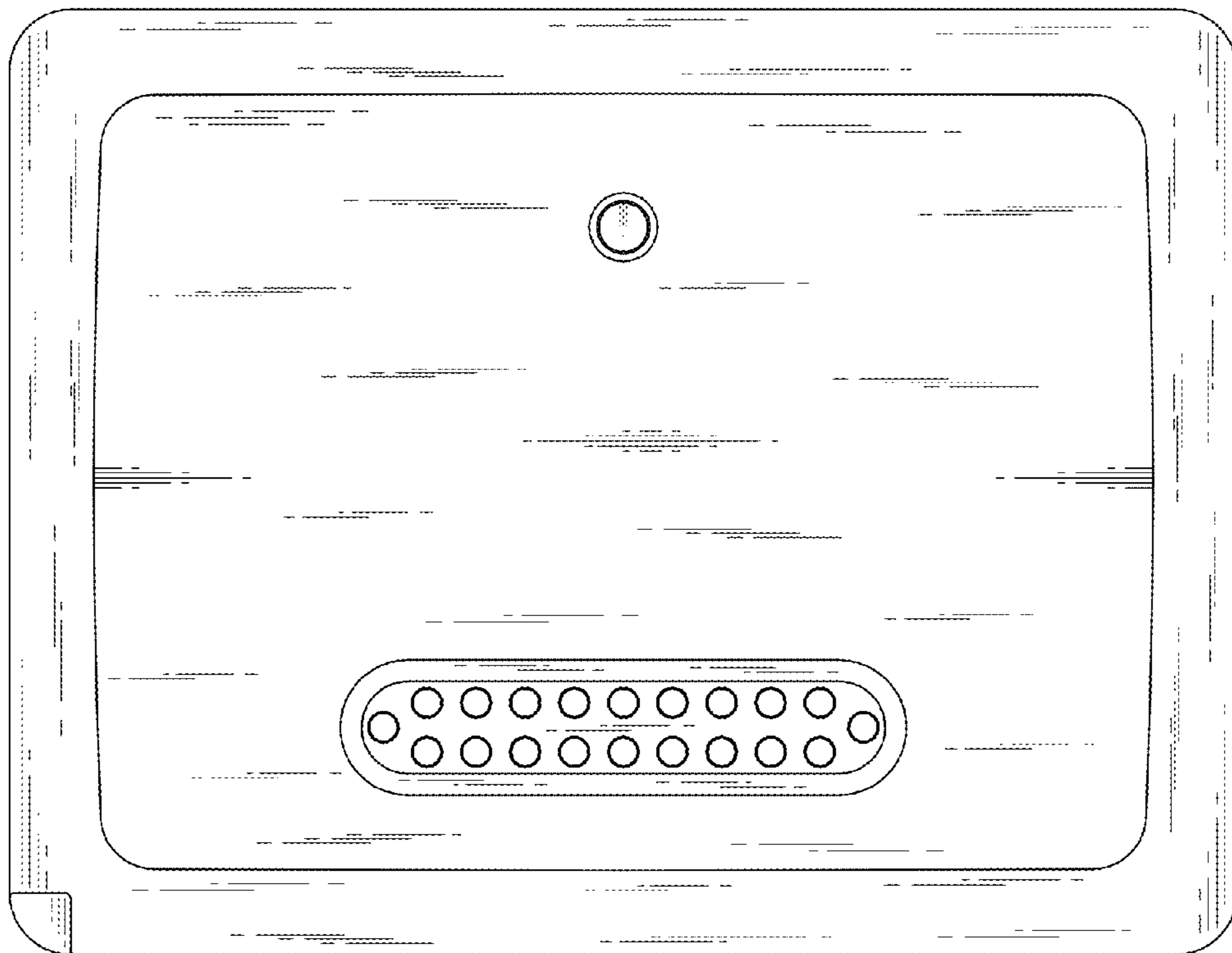


FIG. 4




FIG. 5




FIG.6



FIG.7

