



US00D698777S

(12) **United States Design Patent**  
**Vaananen**

(10) **Patent No.:** **US D698,777 S**

(45) **Date of Patent:** **\*\* Feb. 4, 2014**

(54) **PORTABLE FEEDBACK STATION**  
(71) Applicant: **HappyOrNot Oy**, Tampere (FI)  
(72) Inventor: **Heikki Vaananen**, Tampere (FI)  
(73) Assignee: **HappyOrNot Oy**, Tampere (FI)

(\*\*) Term: **14 Years**

(21) Appl. No.: **29/443,948**

(22) Filed: **Jan. 24, 2013**

(30) **Foreign Application Priority Data**

Aug. 3, 2012 (EM) ..... 2083204-0001

(51) **LOC (10) Cl.** ..... **14-02**

(52) **U.S. Cl.**  
USPC ..... **D14/307**

(58) **Field of Classification Search**  
USPC ..... D14/315–327, 384, 432, 439–446, 341,  
D14/345, 353–355, 125, 130, 132, 138,  
D14/239; D16/202, 208; D9/424–432;  
D6/491; D8/403; 235/145 A, 145 R;  
341/22, 23; 349/12; 361/680–686;  
D20/10, 41, 43

See application file for complete search history.

(56) **References Cited**

**U.S. PATENT DOCUMENTS**

D416,208 S \* 11/1999 Arney et al. .... D10/46.1  
D417,893 S \* 12/1999 Hunter et al. .... D20/10

D442,560 S \* 5/2001 Price et al. .... D13/163  
D451,916 S \* 12/2001 Bradley et al. .... D14/305  
D511,160 S \* 11/2005 Thompson ..... D14/302  
D597,975 S \* 8/2009 Ohno ..... D14/126  
D661,291 S \* 6/2012 Renukanand et al. .... D14/307  
D671,545 S \* 11/2012 Guran ..... D14/447  
2012/0208165 A1 \* 8/2012 Levaniemi et al. .... 434/350

\* cited by examiner

*Primary Examiner* — Austin Murphy

(74) *Attorney, Agent, or Firm* — Jacobson Holman PLLC

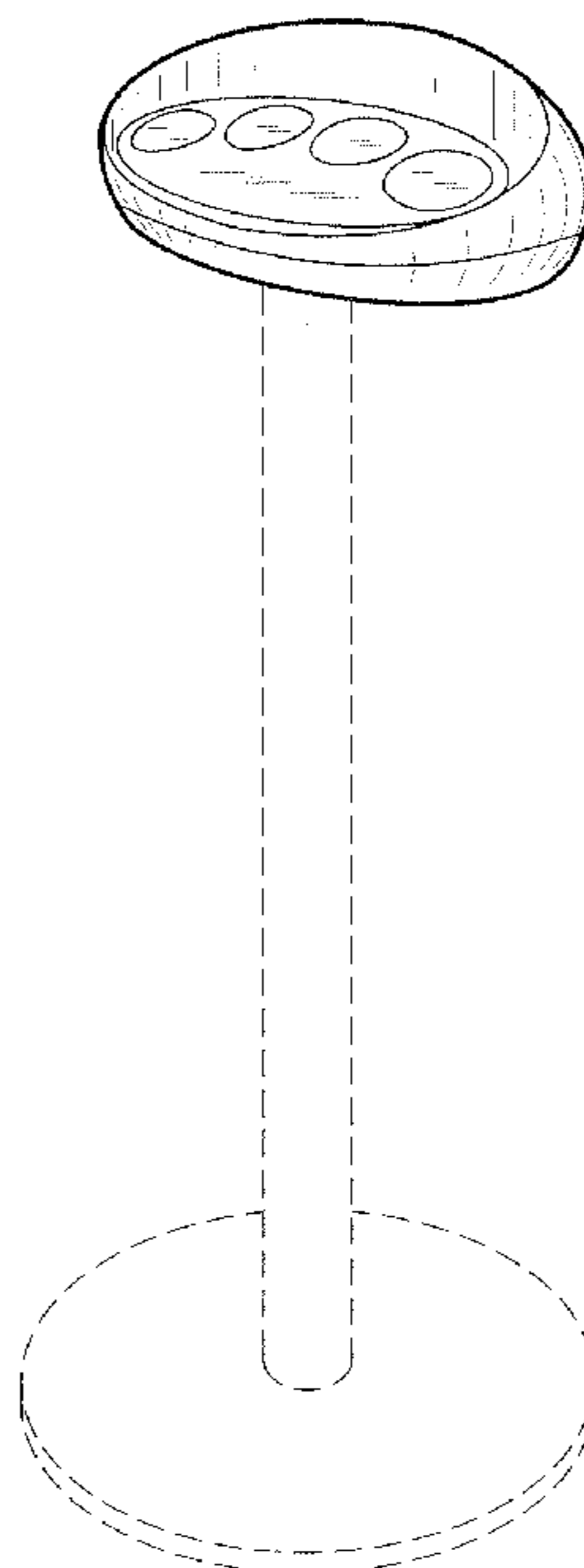
(57) **CLAIM**

I claim the ornamental design for the portable feedback station, as shown and described.

**DESCRIPTION**

FIG. 1 is a front perspective view of a portable feedback station embodying my design;  
FIG. 2 is a front elevational view of the portable feedback station as shown in FIG. 1;  
FIG. 3 is a rear elevation of the portable feedback station as shown in FIG. 1;  
FIG. 4 is a top plan view of the portable feedback station as shown in FIG. 1, the bottom view is a flat oval; and,  
FIG. 5 is a right side elevational view of the portable feedback station as shown in FIG. 1, the left side view being a mirror image.  
The broken lines show the stand on which the portable feedback station is situated and forms no part of the design to be patented.

**1 Claim, 3 Drawing Sheets**



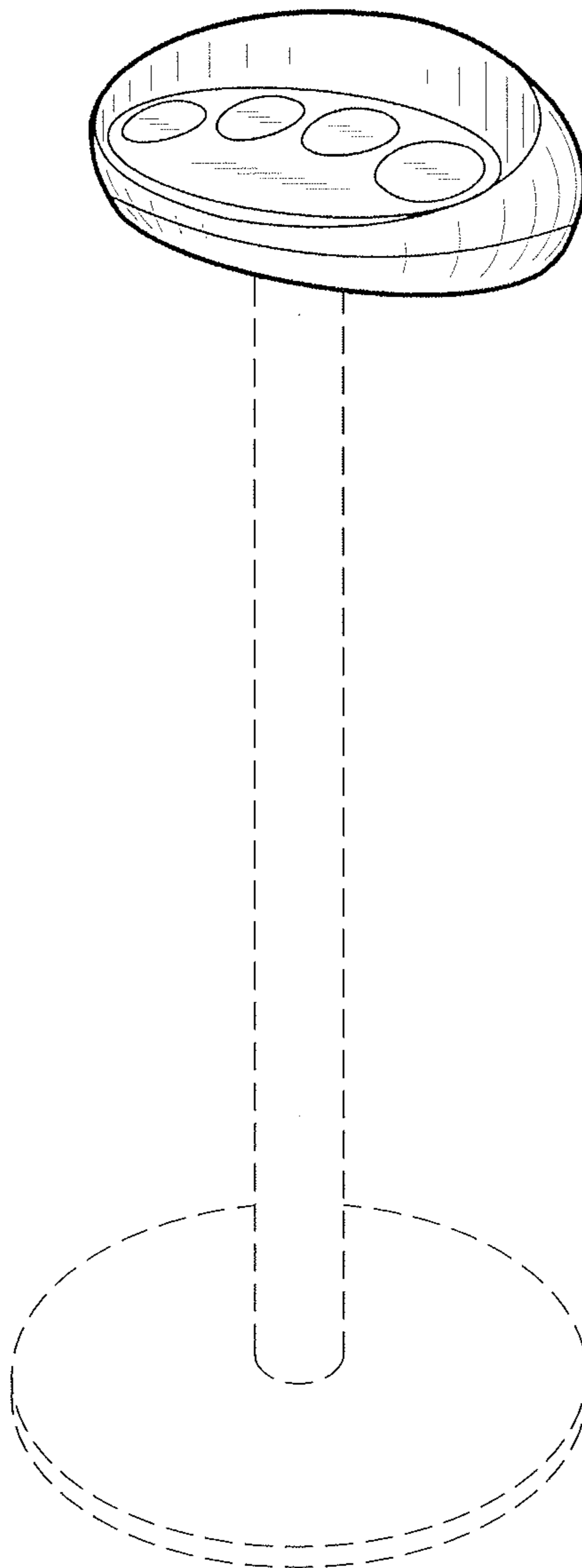


FIG. 1

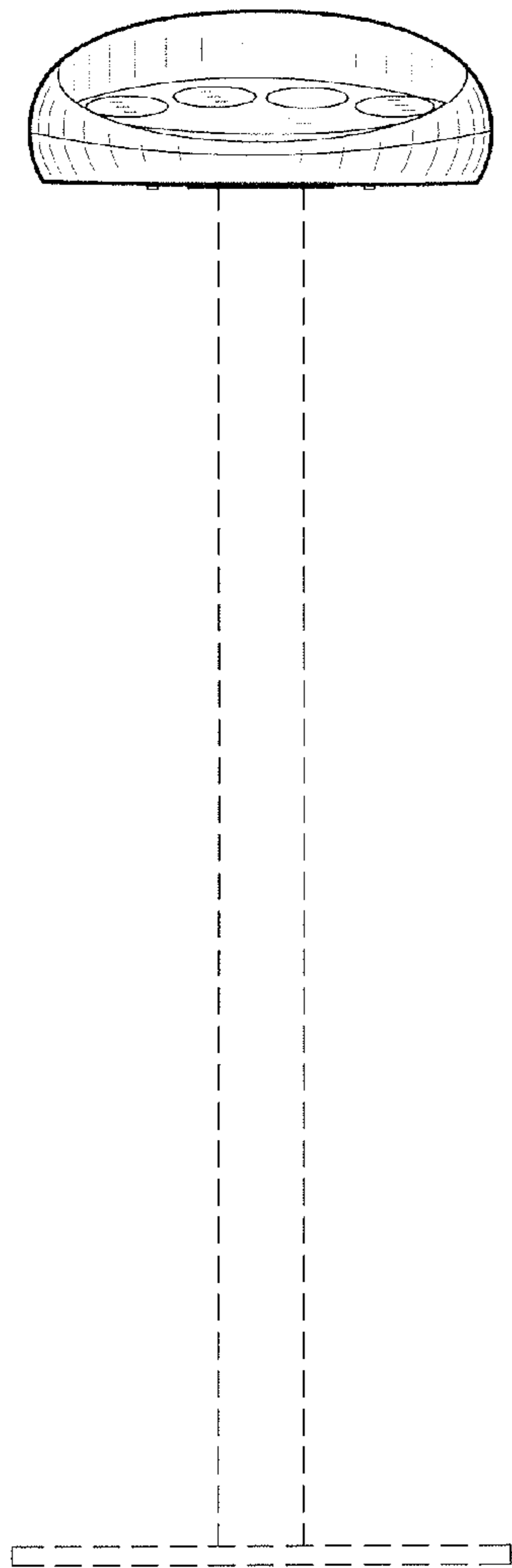


FIG. 2

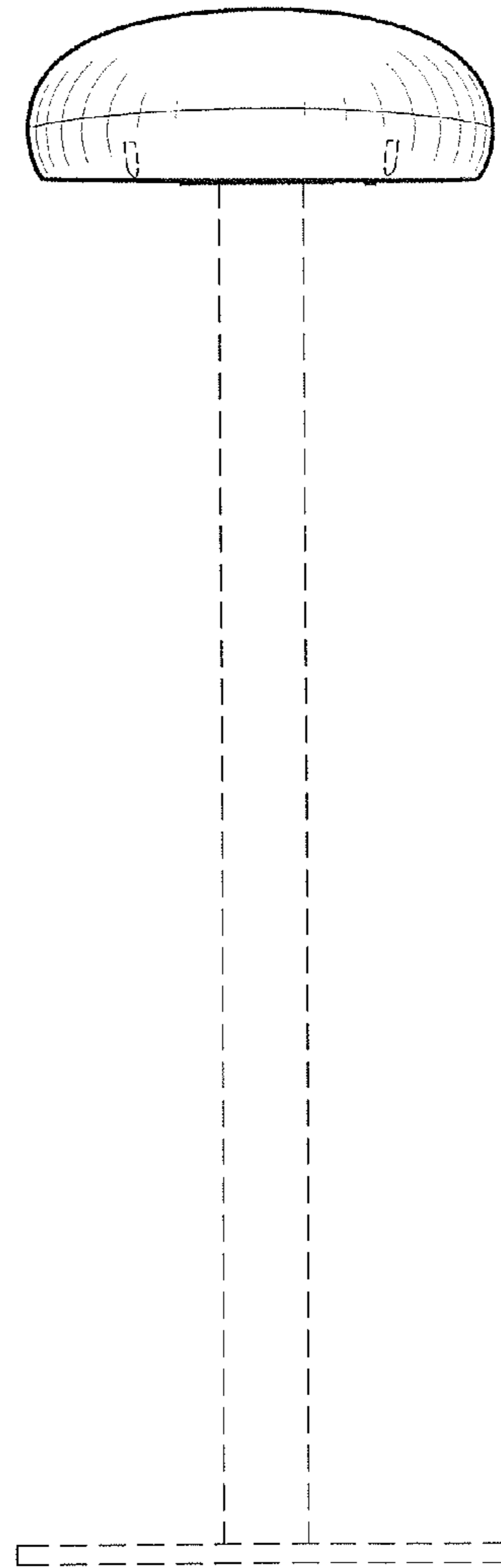


FIG. 3

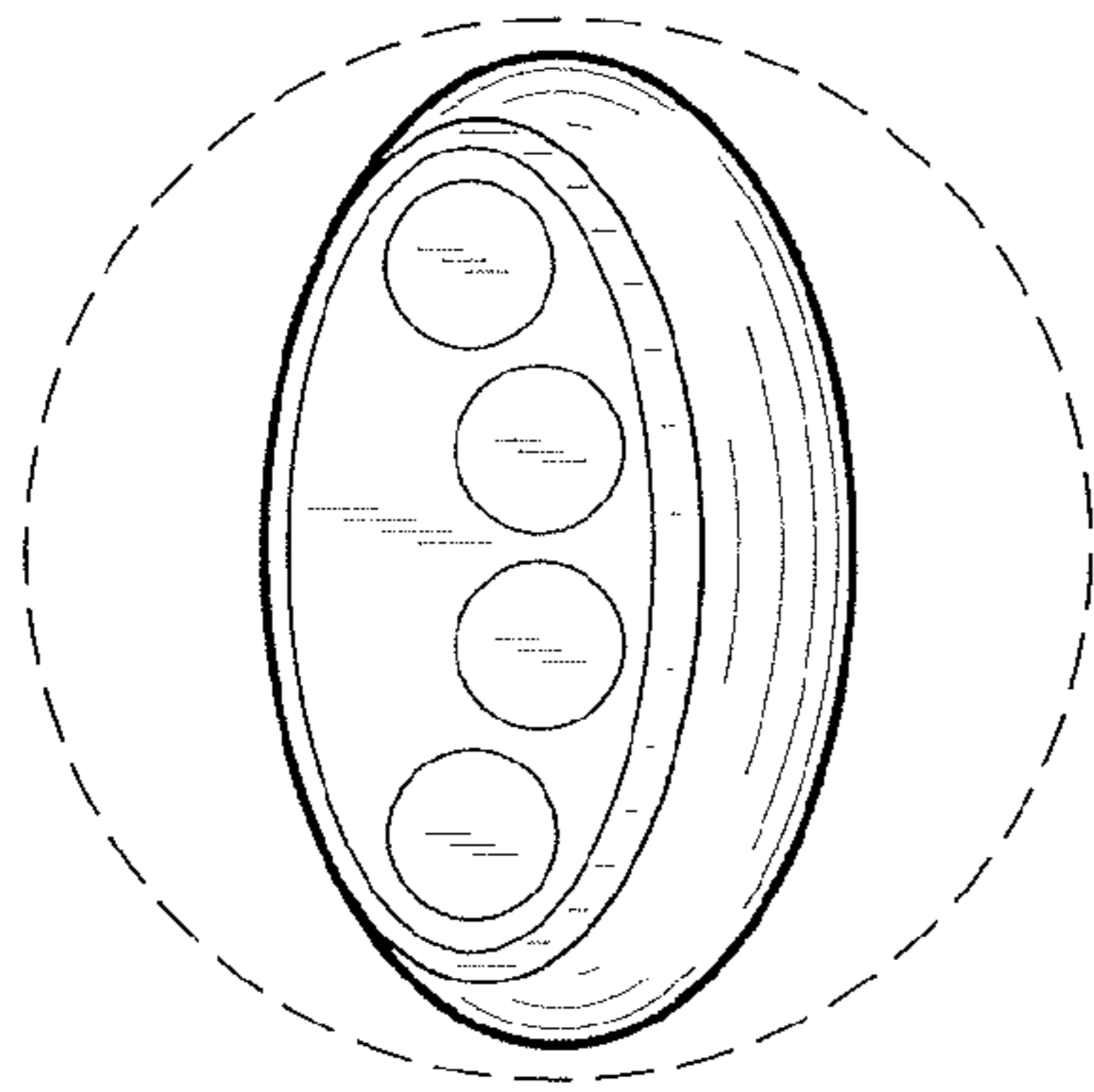


FIG. 4

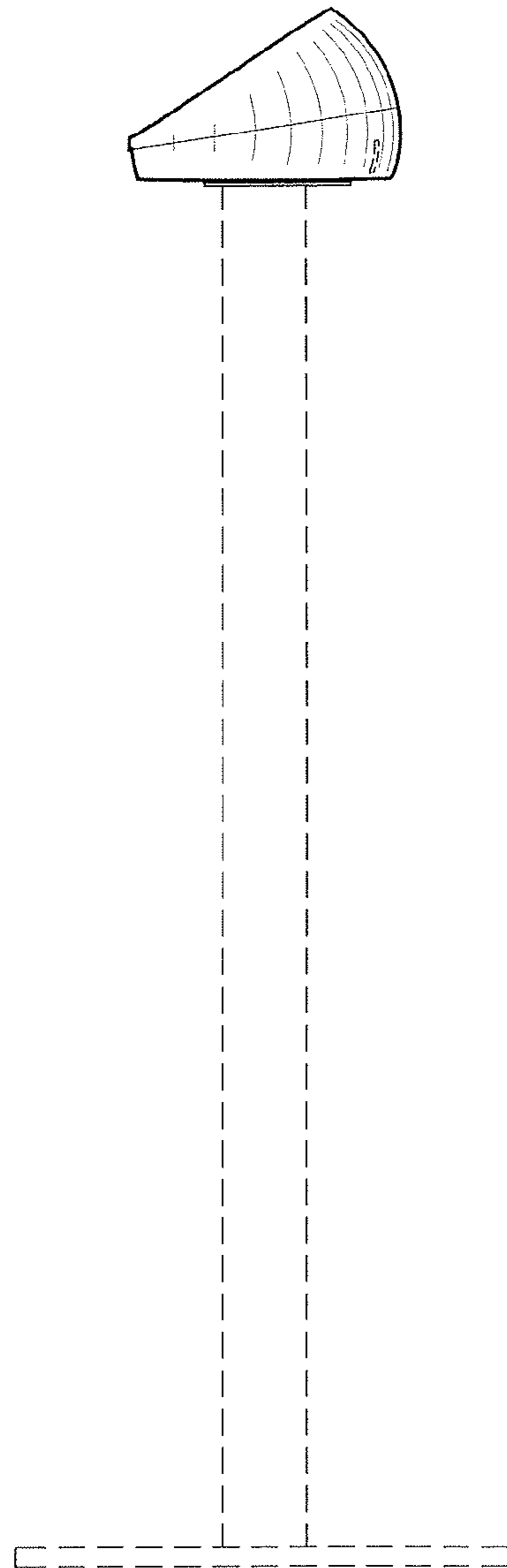


FIG. 5