



US00D698775S

(12) **United States Design Patent**  
**Huang**

(10) **Patent No.:** **US D698,775 S**  
(45) **Date of Patent:** **\*\* Feb. 4, 2014**

- (54) **MOBILE PHONE SHELL**
- (71) Applicant: **Po Ming Huang**, Taichung (TW)
- (72) Inventor: **Po Ming Huang**, Taichung (TW)
- (\*\*) Term: **14 Years**
- (21) Appl. No.: **29/452,548**
- (22) Filed: **Apr. 18, 2013**
- (51) **LOC (10) Cl.** ..... **14-03**
- (52) **U.S. Cl.**  
USPC ..... **D14/250**
- (58) **Field of Classification Search**  
USPC ..... D14/250–253, 440, 203.3–203.7, 217,  
D14/496, 248, 238.1, 240, 447, 341–347,  
D14/444; D13/103, 107–108, 119; D3/201,  
D3/218, 247, 269, 273, 301, 303;  
248/309.1, 371, 176.3, 668;  
361/679.56, 679.3, 679.25, 816;  
379/426, 433.11, 455; 455/575.1,  
455/575.8; 206/305, 320; 320/108, 115;  
429/96; 220/4.02; 150/165  
See application file for complete search history.

- (56) **References Cited**  
U.S. PATENT DOCUMENTS

D459,346 S	*	6/2002	Powell .....	D14/250
D577,904 S	*	10/2008	Sasaki .....	D3/201
D588,356 S	*	3/2009	Lown et al. ....	D3/219
D599,546 S	*	9/2009	Lown et al. ....	D3/267
D624,318 S	*	9/2010	Williams et al. ....	D3/299
D631,650 S	*	2/2011	Li .....	D3/218

7,938,260 B2	*	5/2011	Lin .....	206/320
D641,354 S	*	7/2011	Hsu .....	D14/341
D652,825 S	*	1/2012	Bau .....	D14/238.1
D656,135 S	*	3/2012	Swartz et al. ....	D14/250
D659,132 S	*	5/2012	Wen .....	D14/250
D661,646 S	*	6/2012	Son .....	D13/108
D671,930 S	*	12/2012	Akana et al. ....	D14/250
D674,789 S	*	1/2013	Wen .....	D14/250
D675,604 S	*	2/2013	Limber et al. ....	D14/250
D678,262 S	*	3/2013	Prato .....	D14/250
D682,260 S	*	5/2013	Tages et al. ....	D14/250
D684,150 S	*	6/2013	Goradesky et al. ....	D14/250
D685,357 S	*	7/2013	Rekuc et al. ....	D14/250
D685,361 S	*	7/2013	Goradesky et al. ....	D14/250

\* cited by examiner

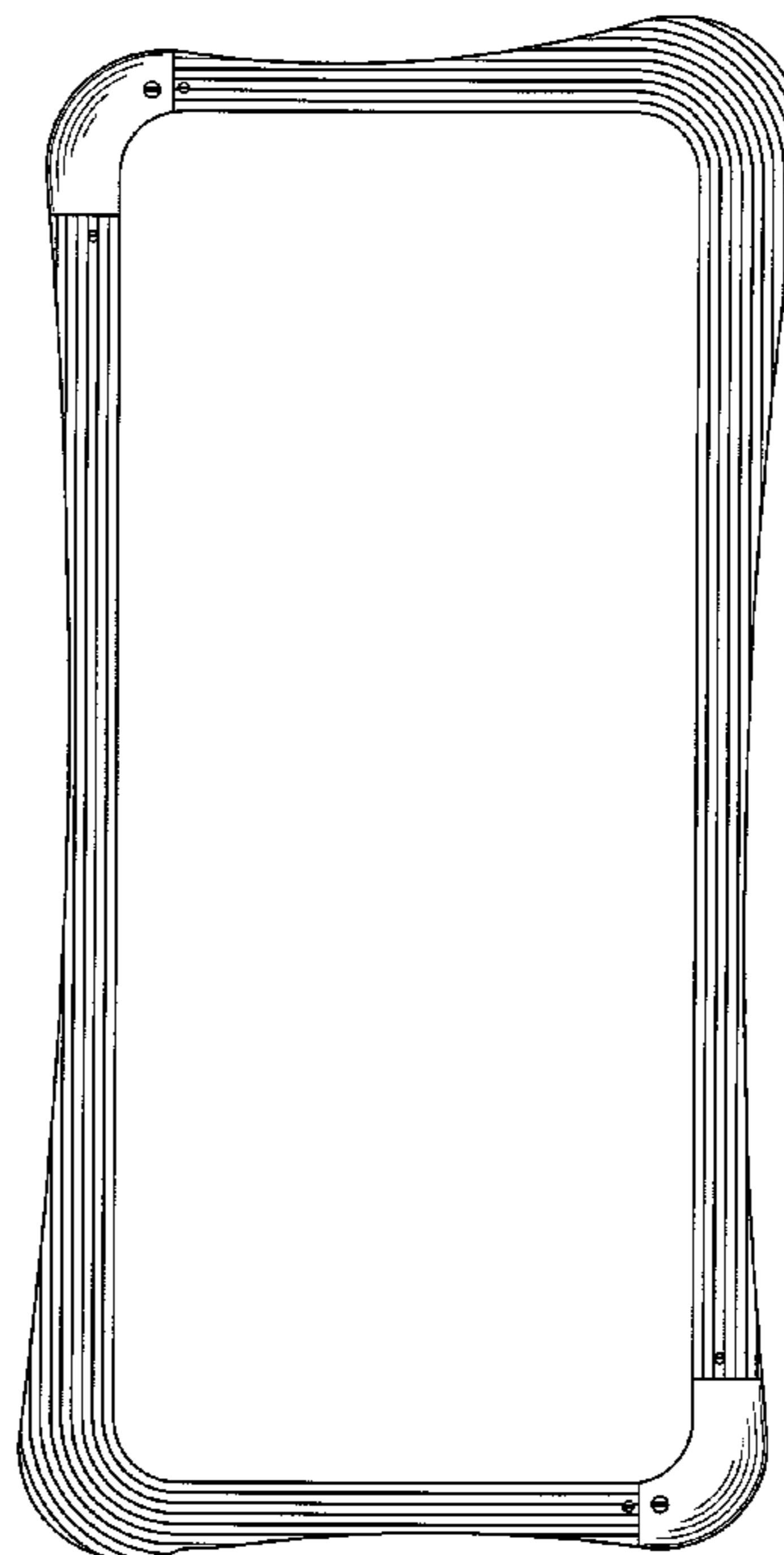
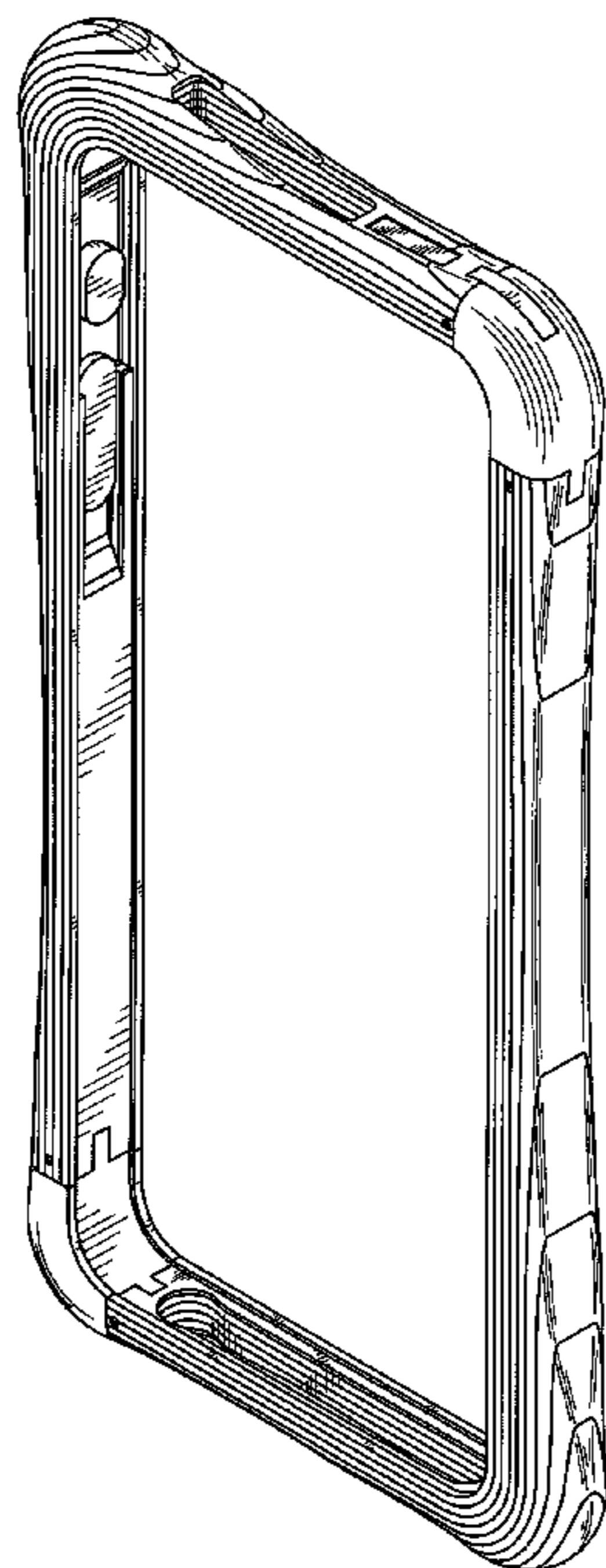
*Primary Examiner* — Carla Jobe Wright  
(74) *Attorney, Agent, or Firm* — Alan Kamrath; Kamrath IP Lawfirm, P.A.

(57) **CLAIM**  
The ornamental design for a mobile phone shell, as shown and described.

**DESCRIPTION**

FIG. 1 is a perspective view of a mobile phone shell showing my new design;  
FIG. 2 is a front elevational view thereof;  
FIG. 3 is a rear elevational view thereof;  
FIG. 4 is a left side elevational view thereof;  
FIG. 5 is a right side elevational view thereof;  
FIG. 6 is a top plan view thereof; and,  
FIG. 7 is a bottom plan view thereof.

**1 Claim, 6 Drawing Sheets**



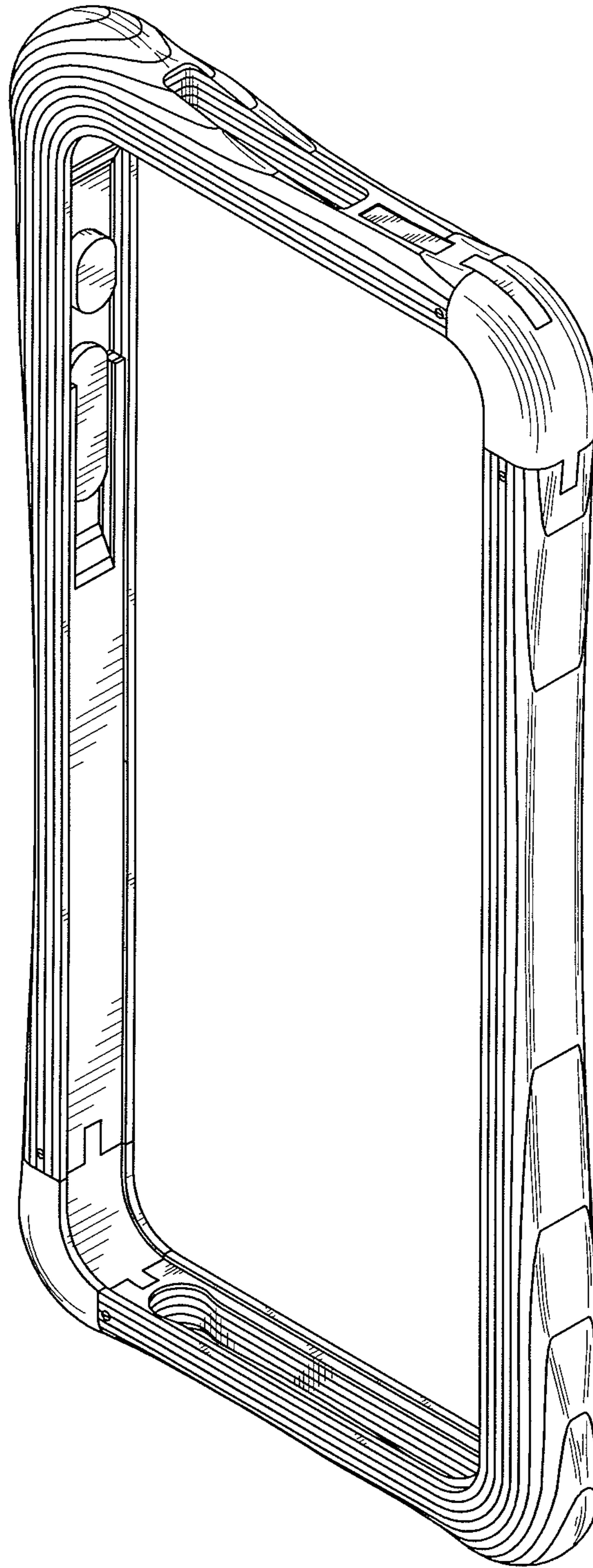


FIG. 1




FIG. 2

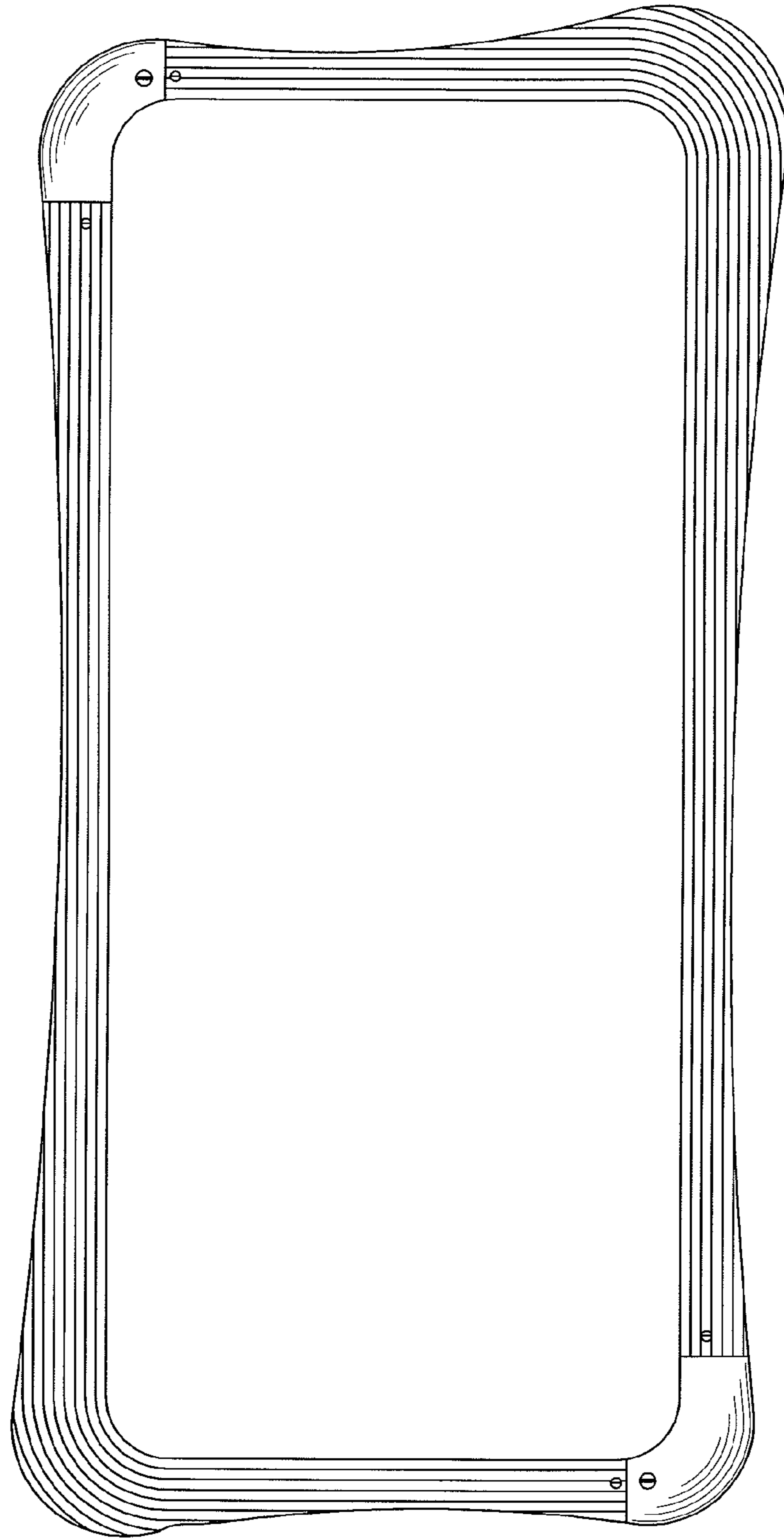


FIG. 3

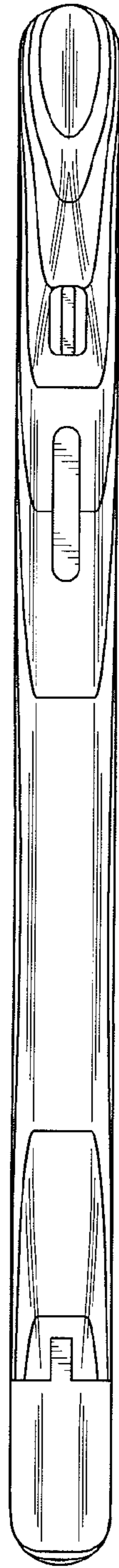


FIG. 4




FIG. 5

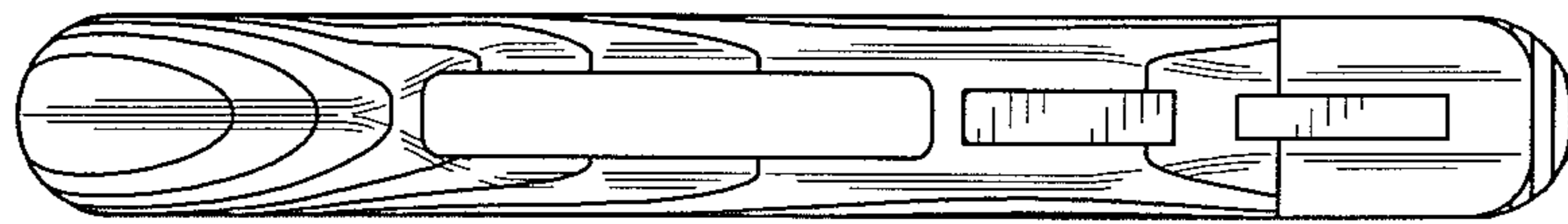


FIG. 6




FIG. 7