

US00D698769S

(12) **United States Design Patent**  
**Park**

(10) **Patent No.:** **US D698,769 S**

(45) **Date of Patent:** **\*\* Feb. 4, 2014**

(54) **ELECTRONIC DEVICE**

(75) **Inventor:** **Sang-Sik Park**, Seoul (KR)

(73) **Assignee:** **Samsung Electronics Co., Ltd.**,  
Suwon-si (KR)

(\*\*) **Term:** **14 Years**

(21) **Appl. No.:** **29/426,531**

(22) **Filed:** **Jul. 6, 2012**

(30) **Foreign Application Priority Data**

Jan. 9, 2012 (KR) ..... 30-2012-0000993

(51) **LOC (10) Cl.** ..... **14-03**

(52) **U.S. Cl.**  
USPC ..... **D14/248**

(58) **Field of Classification Search**

USPC ..... D14/247-248, 138 R, 138 AD, 138 AC,  
D14/138 C, 138 G, 137, 147, 218, 341-347;  
455/566, 575.1, 575.3, 575.4

See application file for complete search history.

(56) **References Cited**

**U.S. PATENT DOCUMENTS**

D562,796 S *	2/2008	Sohn et al. ....	D14/138 AD
D563,369 S *	3/2008	Kim et al. ....	D14/138 AD
D563,939 S *	3/2008	Laine et al. ....	D14/138 AD
D565,016 S *	3/2008	Kwon et al. ....	D14/138 AD
D576,590 S *	9/2008	Benoit ..... ..	D14/138 AD
D585,862 S *	2/2009	Holmung ..... ..	D14/138 AD
D592,166 S *	5/2009	Song ..... ..	D14/138 AD
D593,531 S *	6/2009	Lee et al. ....	D14/138 AD
D601,114 S *	9/2009	He ..... ..	D14/138 AD
D602,895 S *	10/2009	Chun ..... ..	D14/138 AD
D604,263 S *	11/2009	Kim ..... ..	D14/138 G
7,660,560 B2 *	2/2010	Zuo et al. ....	455/90.3

D612,355 S *	3/2010	Luo ..... ..	D14/138 AC
D613,721 S *	4/2010	Kim et al. ....	D14/138 AD
D622,691 S *	8/2010	Kim et al. ....	D14/138 G
D624,896 S *	10/2010	Park et al. ....	D14/138 G
D628,551 S *	12/2010	Huang et al. ....	D14/138 G
D658,165 S *	4/2012	Freeman ..... ..	D14/250
D663,284 S *	7/2012	Sparks ..... ..	D14/138 G
D671,515 S *	11/2012	Chen ..... ..	D14/138 G
D687,400 S *	8/2013	Park et al. ....	D14/138 G
D687,823 S *	8/2013	Ryu et al. ....	D14/341
2006/0229117 A1 *	10/2006	Lehtonen ..... ..	455/575.3
2013/0040718 A1 *	2/2013	Sparks et al. ....	463/16

\* cited by examiner

*Primary Examiner* — Bridget L Eland

(74) *Attorney, Agent, or Firm* — NSIP Law

(57) **CLAIM**

The ornamental design for an electronic device, as shown and described.

**DESCRIPTION**

FIG. 1 is a front perspective view of an electronic device showing my new design;  
FIG. 2 is a front view of the electronic device of FIG. 1;  
FIG. 3 is a rear view of the electronic device of FIG. 1;  
FIG. 4 is a left-side view of the electronic device of FIG. 1;  
FIG. 5 is a right-side view of the electronic device of FIG. 1;  
FIG. 6 is a top plan view of the electronic device of FIG. 1;  
FIG. 7 is a bottom plan view of the electronic device of FIG. 1; and,

FIG. 8 is a rear perspective view of the electronic device of FIG. 1.

The broken lines immediately adjacent the shaded areas represent the bounds of the claimed design while all other broken lines are directed to environment and are for illustrative purposes only; the broken lines form no part of the claimed design.

**1 Claim, 8 Drawing Sheets**

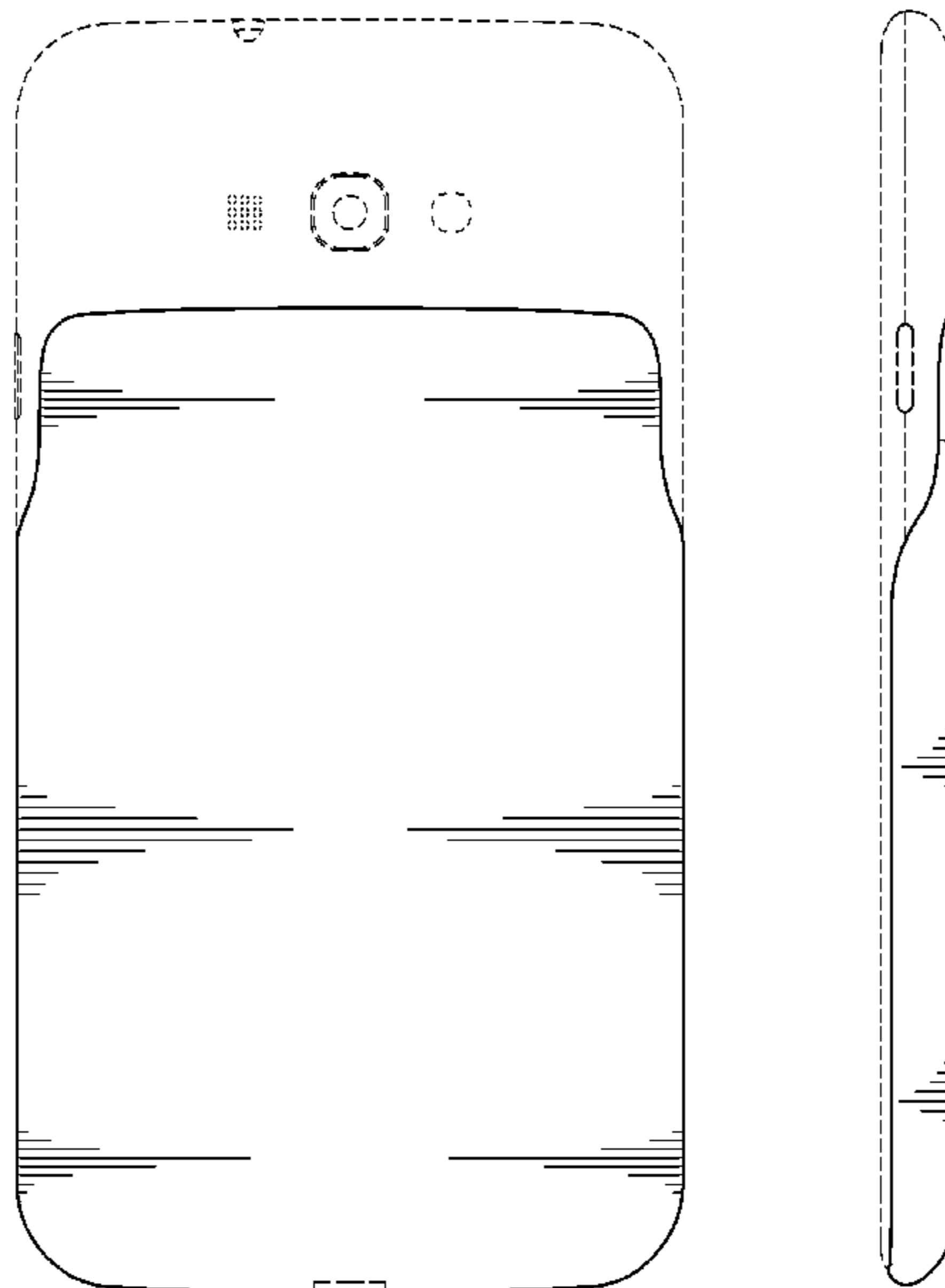


FIG. 1




FIG.2




FIG.3

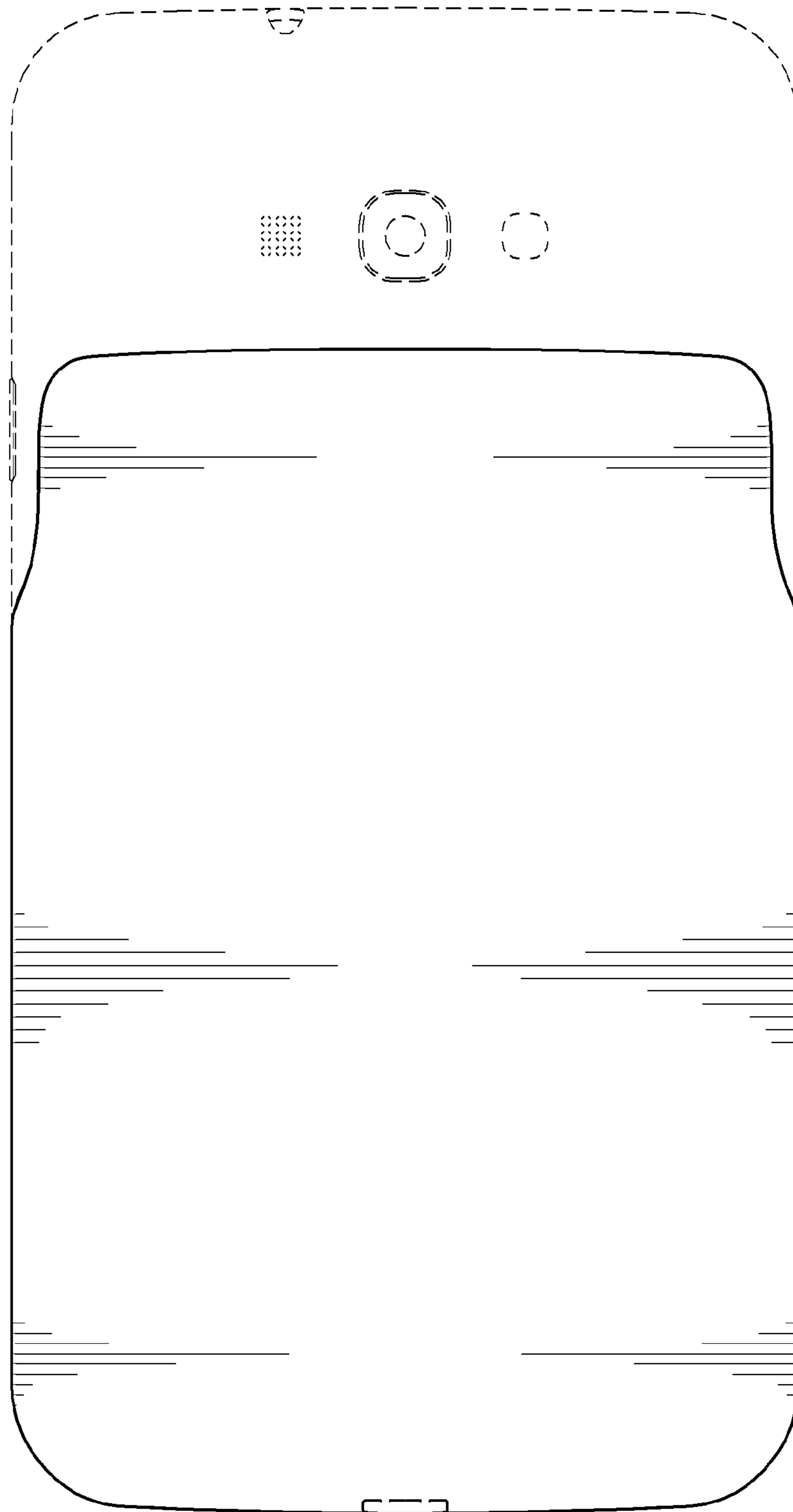


FIG. 4

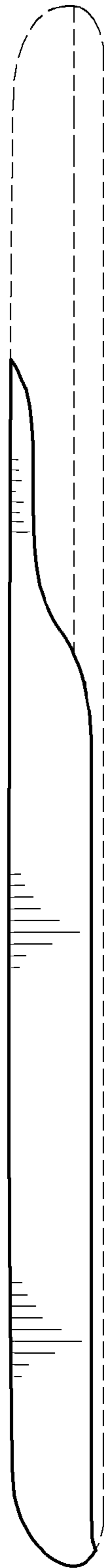


FIG. 5

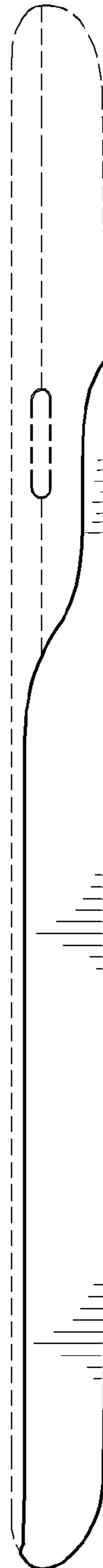


FIG.6



FIG.7

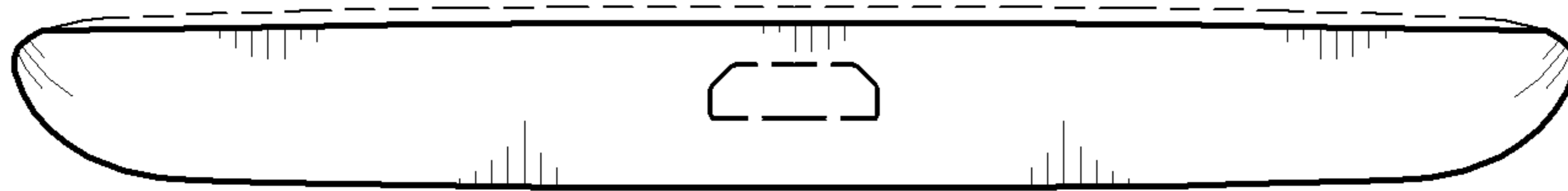




FIG.8

