



US00D698768S

(12) **United States Design Patent**
Son

(10) **Patent No.:** **US D698,768 S**

(45) **Date of Patent:** **** Feb. 4, 2014**

(54) **ELECTRONIC DEVICE**

(75) Inventor: **Hyun-Joo Son**, Seoul (KR)

(73) Assignee: **Samsung Electronics Co., Ltd.**,
Suwon-si (KR)

(**) Term: **14 Years**

(21) Appl. No.: **29/426,520**

(22) Filed: **Jul. 6, 2012**

(30) **Foreign Application Priority Data**

Jan. 6, 2012 (KR) 30-2012-0000945

(51) **LOC (10) Cl.** **14-03**

(52) **U.S. Cl.**
USPC **D14/248**

(58) **Field of Classification Search**
USPC D14/247–248, 138 R, 138 AD, 138 AC,
D14/138 C, 138 G, 137, 147, 218, 341–347;
455/566, 575.1, 575.3, 575.4
See application file for complete search history.

(56) **References Cited**

U.S. PATENT DOCUMENTS

D496,645 S *	9/2004	Yoo et al.	D14/138 G
D525,609 S *	7/2006	Kim et al.	D14/138 AB
D552,579 S *	10/2007	Lee et al.	D14/138 AC
D558,726 S *	1/2008	Wang et al.	D14/138 AD
D569,830 S *	5/2008	Kwak	D14/138 AD
D572,229 S *	7/2008	Kim et al.	D14/138 AD
D576,996 S *	9/2008	Choe et al.	D14/138 AD
D579,434 S *	10/2008	Park et al.	D14/138 AD
D580,390 S *	11/2008	Kim et al.	D14/138 AD
D589,487 S *	3/2009	Park et al.	D14/138 AD
D594,836 S *	6/2009	Harju	D14/138 AD
D595,711 S *	7/2009	Yoon et al.	D14/341
D598,409 S *	8/2009	Jung et al.	D14/138 G
D622,244 S *	8/2010	Miyazawa et al.	D14/138 G

D627,344 S *	11/2010	Chien et al.	D14/341
D627,782 S *	11/2010	Ichise	D14/346
D628,180 S *	11/2010	Kim et al.	D14/138 AD

(Continued)

OTHER PUBLICATIONS

Samsung Galaxy S II Skyrocket HD, announced Jan. 2012, [online],
[retrieved on Feb. 3, 2012]. Retrieved from Internet ,<URL: http://
www.gsmarena.com>.*

(Continued)

Primary Examiner — Bridget L Eland

(74) *Attorney, Agent, or Firm* — NSIP Law

(57) **CLAIM**

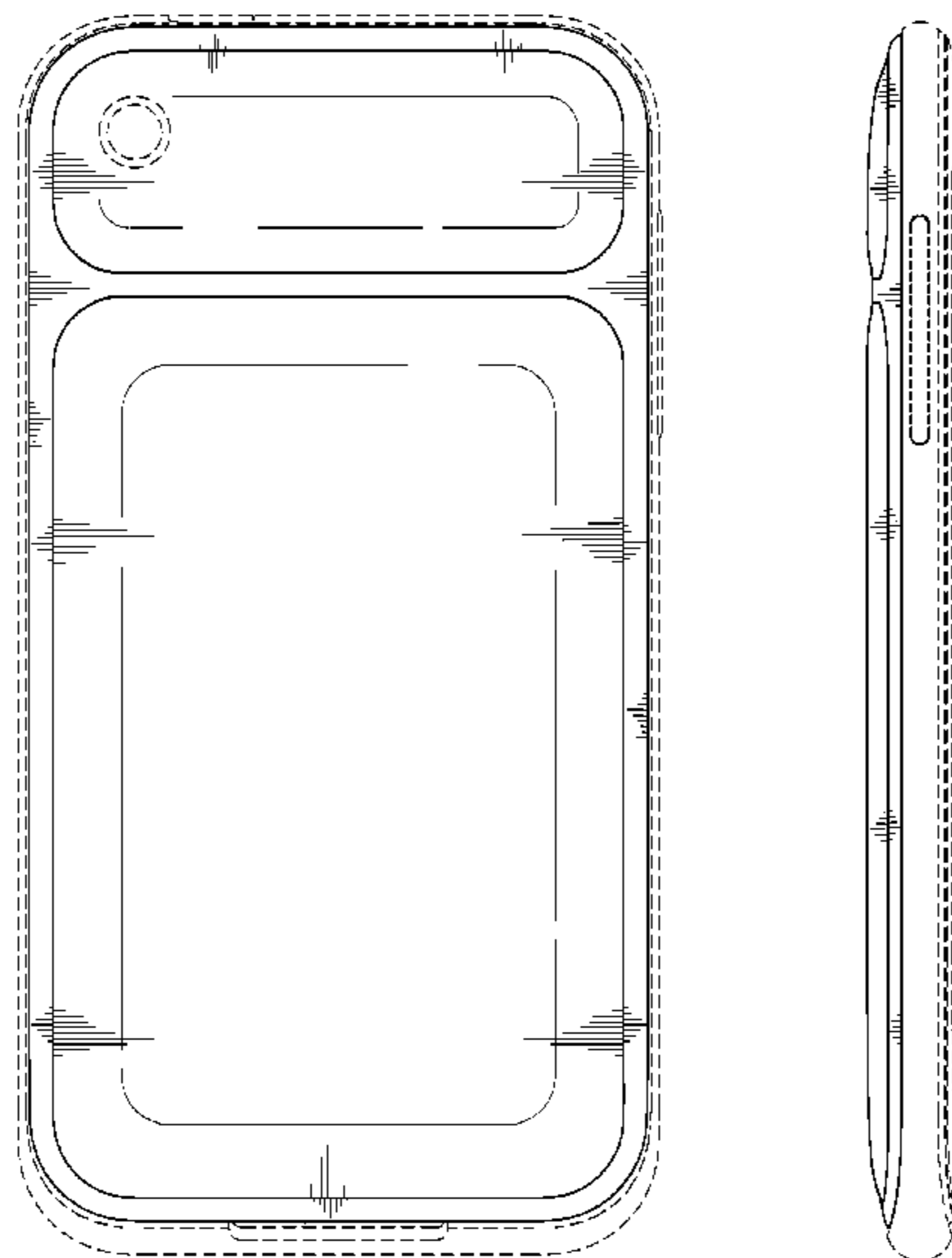
The ornamental design for an electronic device, as shown and described.

DESCRIPTION

FIG. 1 is a rear perspective view of an electronic device showing my new design;
FIG. 2 is a rear view of the electronic device of FIG. 1;
FIG. 3 is a front view of the electronic device of FIG. 1;
FIG. 4 is a left-side view of the electronic device of FIG. 1;
FIG. 5 is a right-side view of the electronic device of FIG. 1;
FIG. 6 is a top plan view of the electronic device of FIG. 1;
FIG. 7 is a bottom plan view of the electronic device of FIG. 1; and,
FIG. 8 is a front perspective view of the electronic device of FIG. 1.

The broken lines immediately adjacent the shaded areas represent the bounds of the claimed design while all other broken lines are directed to environment and are for illustrative purposes only; the broken lines form no part of the claimed design.

1 Claim, 8 Drawing Sheets



US D698,768 S

Page 2

(56)

References Cited

U.S. PATENT DOCUMENTS

D640,219 S * 6/2011 Sutherland et al. D14/138 G
D648,693 S * 11/2011 Kim et al. D14/138 AD
D651,601 S * 1/2012 Ichise D14/341
8,185,174 B2 * 5/2012 Kwon 455/575.4
8,260,382 B2 * 9/2012 Yoo et al. 455/575.4
D681,594 S * 5/2013 Hong D14/138 G
D686,177 S * 7/2013 Lee D14/138 G

2008/0268901 A1* 10/2008 Miramontes 455/556.1
2009/0160810 A1* 6/2009 Liu et al. 345/173

OTHER PUBLICATIONS

Samsung M190 Galaxy S Hoppin, announced Oct. 2010, [online],
[retrieved on Feb. 1, 2011]. Retrieved from Internet ,<URL: <http://www.gsmarena.com>>.*

* cited by examiner

FIG.1

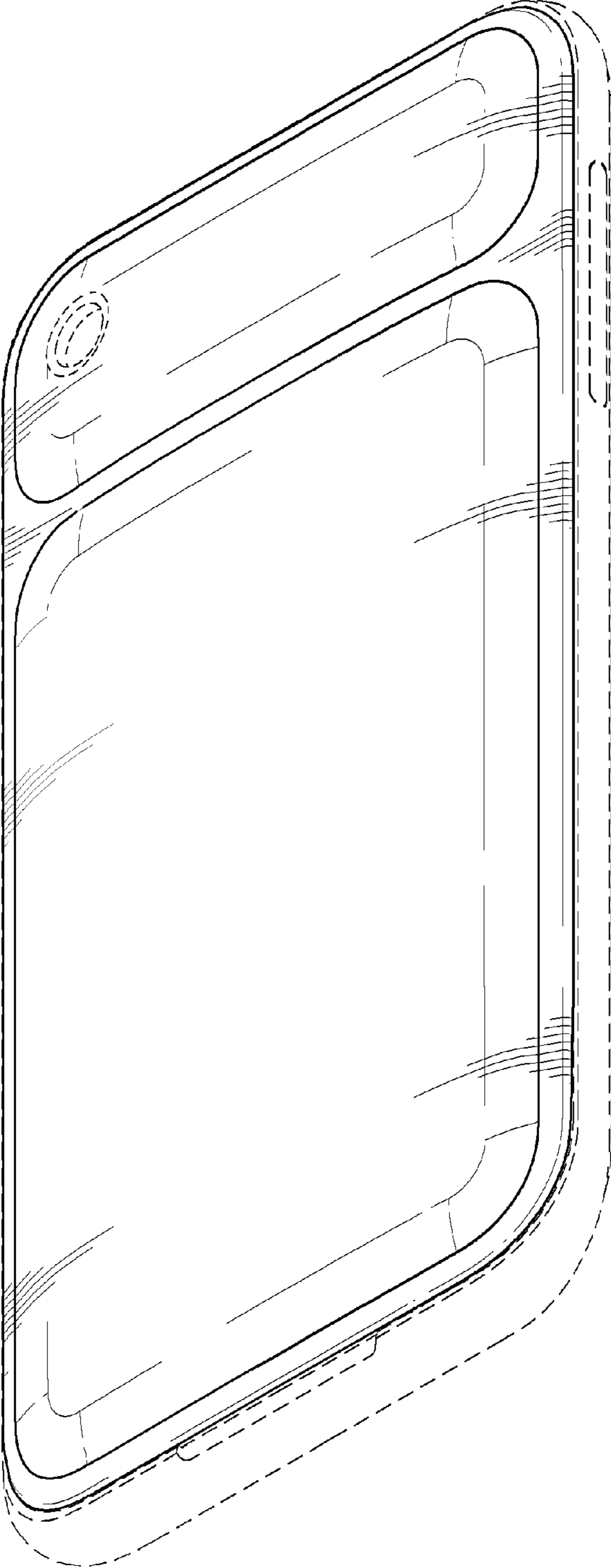


FIG.2

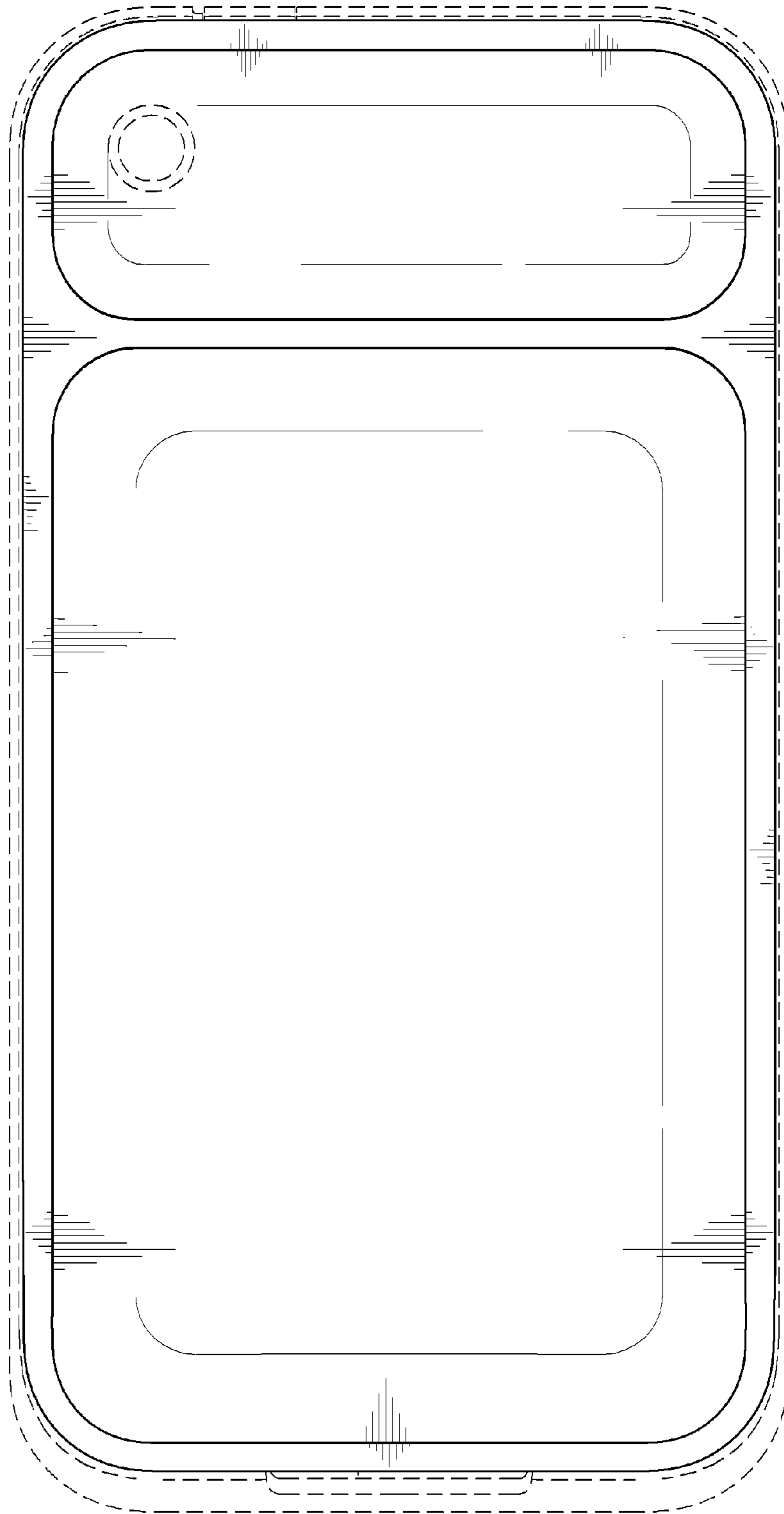


FIG.3




FIG.4

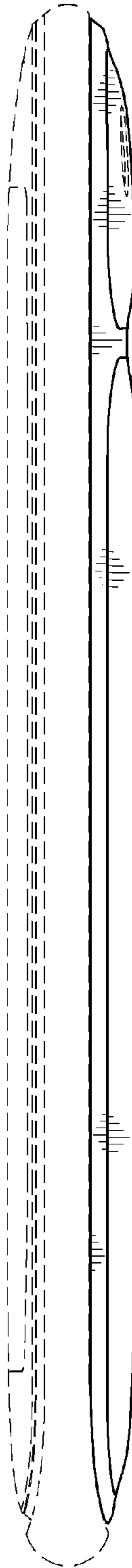


FIG.5

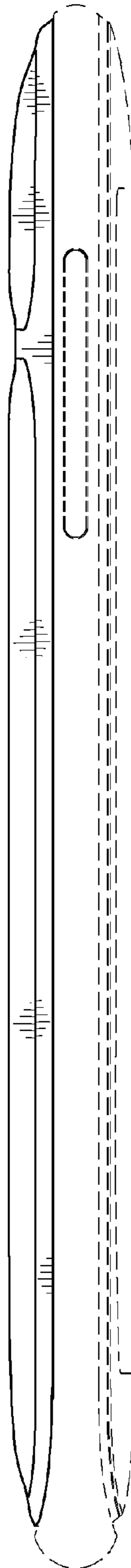


FIG.6

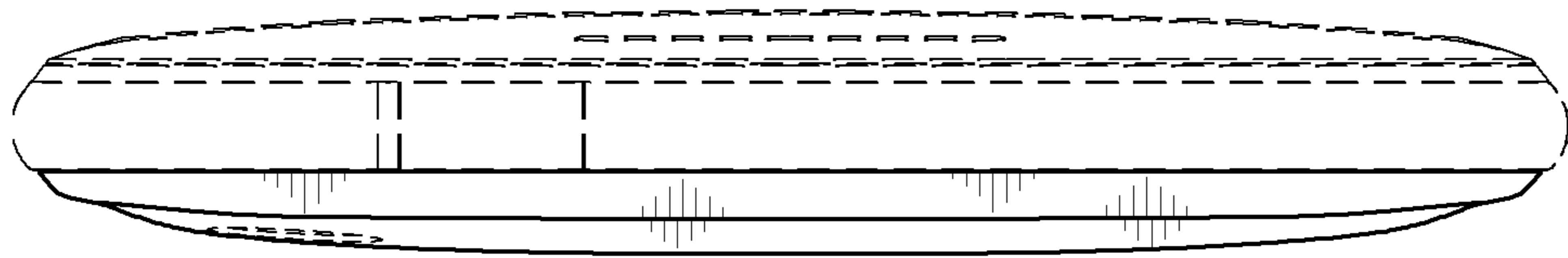


FIG.7




FIG.8

