

US00D698767S

(12) **United States Design Patent**
Son

(10) **Patent No.:** **US D698,767 S**
(45) **Date of Patent:** **** Feb. 4, 2014**

(54) **ELECTRONIC DEVICE**

(75) Inventor: **Hyun-Joo Son**, Seoul (KR)

(73) Assignee: **Samsung Electronics Co., Ltd.**,
Suwon-si (KR)

(**) Term: **14 Years**

(21) Appl. No.: **29/426,514**

(22) Filed: **Jul. 6, 2012**

(30) **Foreign Application Priority Data**

Jan. 6, 2012 (KR) 30-2012-0000946

(51) **LOC (10) Cl.** **14-03**

(52) **U.S. Cl.**
USPC **D14/248**

(58) **Field of Classification Search**
USPC D14/247-248, 138 R, 138 AD, 138 AC,
D14/138 C, 138 G, 137, 147, 218, 341-347;
455/566, 575.1, 575.3, 575.4
See application file for complete search history.

(56) **References Cited**

U.S. PATENT DOCUMENTS

- D496,645 S * 9/2004 Yoo et al. D14/138 G
- D525,609 S * 7/2006 Kim et al. D14/138 AB
- D552,579 S * 10/2007 Lee et al. D14/138 AC
- D558,726 S * 1/2008 Wang et al. D14/138 AD
- D569,830 S * 5/2008 Kwak D14/138 AD
- D572,229 S * 7/2008 Kim et al. D14/138 AD
- D576,996 S * 9/2008 Choe et al. D14/138 AD
- D579,434 S * 10/2008 Park et al. D14/138 AD
- D580,390 S * 11/2008 Kim et al. D14/138 AD
- D589,487 S * 3/2009 Park et al. D14/138 AD
- D594,836 S * 6/2009 Harju D14/138 AD
- D595,711 S * 7/2009 Yoon et al. D14/341
- D598,409 S * 8/2009 Jung et al. D14/138 G

- D622,244 S * 8/2010 Miyazawa et al. D14/138 G
- D627,344 S * 11/2010 Chien et al. D14/341
- D627,782 S * 11/2010 Ichise D14/346

(Continued)

OTHER PUBLICATIONS

Samsung Galaxy S II Skyrocket HD, announced Jan. 2012, [online],
[retrieved on Feb. 3, 2012]. Retrieved from Internet ,<URL: http://
www.gsmarena.com>.*

(Continued)

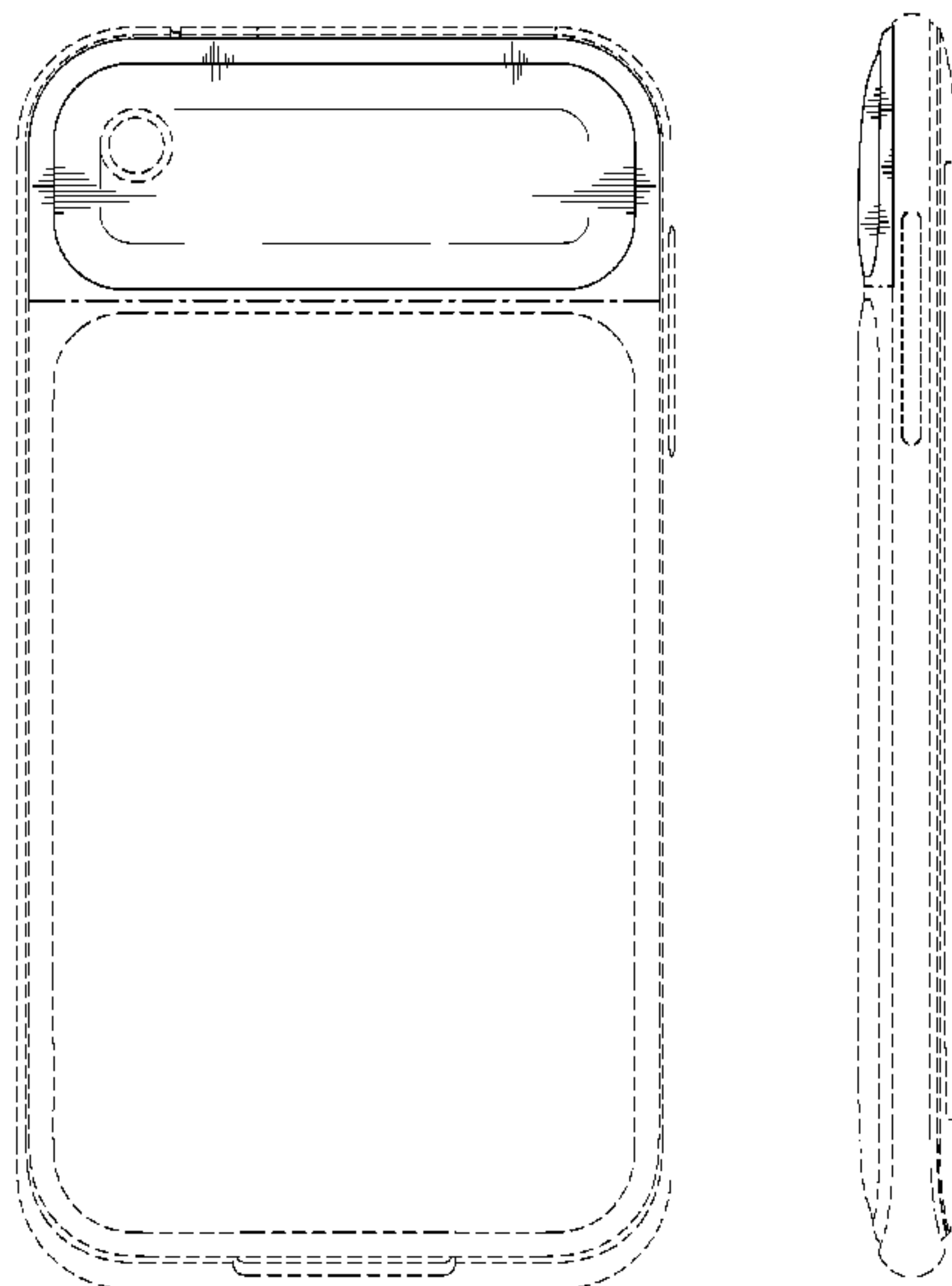
Primary Examiner — Bridget L Eland
(74) *Attorney, Agent, or Firm* — NSIP Law

(57) **CLAIM**
The ornamental design for an electronic device, as shown and
described.

DESCRIPTION

FIG. 1 is a rear perspective view of an electronic device
showing my new design;
FIG. 2 is a rear view of the electronic device of FIG. 1;
FIG. 3 is a front view of the electronic device of FIG. 1;
FIG. 4 is a left-side view of the electronic device of FIG. 1;
FIG. 5 is a right-side view of the electronic device of FIG. 1;
FIG. 6 is a top plan view of the electronic device of FIG. 1;
FIG. 7 is a bottom plan view of the electronic device of FIG.
1; and,
FIG. 8 is a front perspective view of the electronic device of
FIG. 1.
The evenly spaced broken lines and the dash-dot-dash broken
line immediately adjacent the solid-line portions of the design
represents an unclaimed boundary of the design while all
other broken lines are directed to environment and are for
illustrative purposes only; the broken lines form no part of the
claimed design.

1 Claim, 8 Drawing Sheets



US D698,767 S

Page 2

(56)

References Cited

U.S. PATENT DOCUMENTS

D628,180 S * 11/2010 Kim et al. D14/138 AD
D640,219 S * 6/2011 Sutherland et al. D14/138 G
D648,693 S * 11/2011 Kim et al. D14/138 AD
D651,601 S * 1/2012 Ichise D14/341
8,185,174 B2 * 5/2012 Kwon 455/575.4
8,260,382 B2 * 9/2012 Yoo et al. 455/575.4
D681,594 S * 5/2013 Hong D14/138 G

D686,177 S * 7/2013 Lee D14/138 G
2008/0268901 A1 * 10/2008 Miramontes 455/556.1
2009/0160810 A1 * 6/2009 Liu et al. 345/173

OTHER PUBLICATIONS

Samsung M190 Galaxy S Hoppin, announced Oct. 2010, [online],
[retrieved on Feb. 1, 2011]. Retrieved from Internet ,<URL: <http://www.gsmarena.com>>.*

* cited by examiner

FIG.1

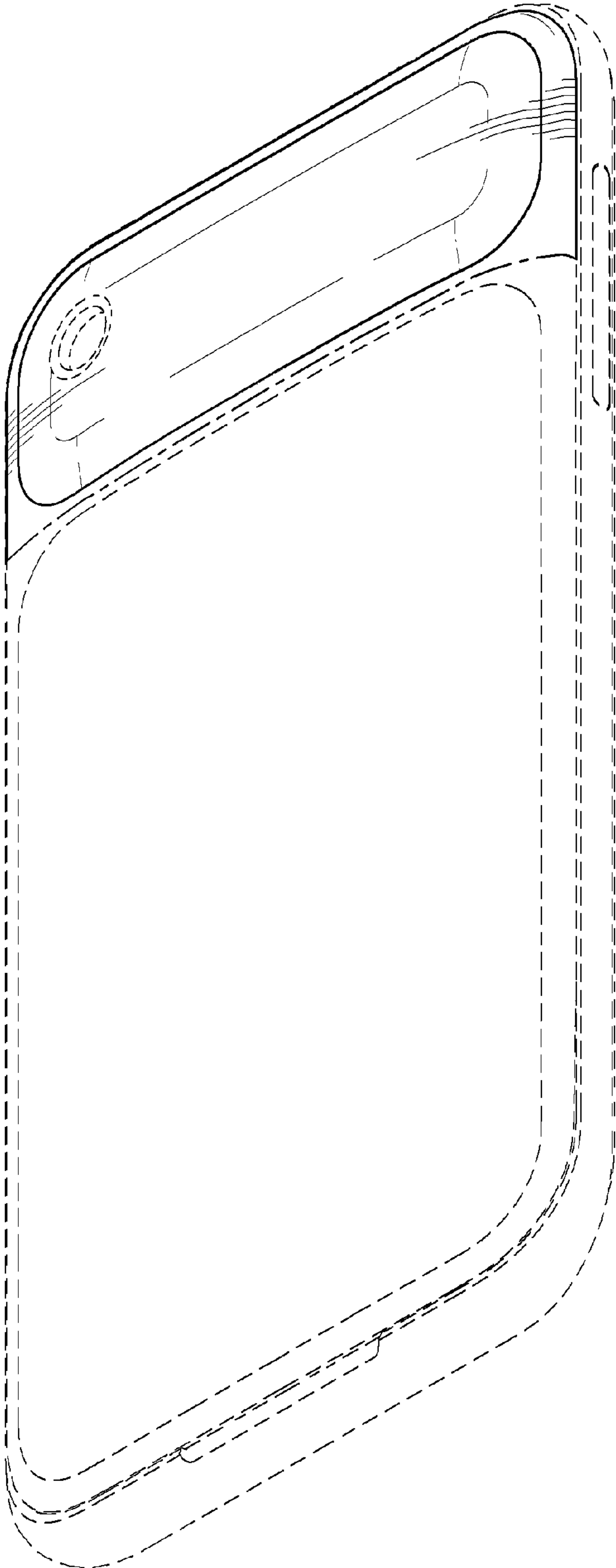


FIG.2




FIG.3




FIG.4




FIG.5




FIG.6

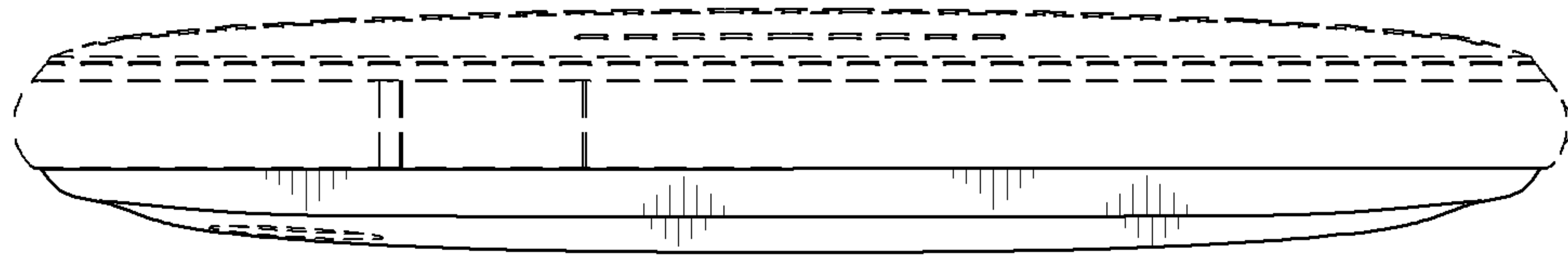


FIG.7




FIG.8

