



US00D698757S

(12) **United States Design Patent**  
**Behar et al.**

(10) **Patent No.:** **US D698,757 S**  
(45) **Date of Patent:** **\*\* Feb. 4, 2014**

(54) **SPEAKER GRILL**

(56) **References Cited**

(71) Applicant: **Aliphcom**, San Francisco, CA (US)

U.S. PATENT DOCUMENTS

(72) Inventors: **Yves Albert Behar**, San Francisco, CA (US); **Gabriel J. Lamb**, San Francisco, CA (US); **William Hardy Chambliss**, San Francisco, CA (US)

D489,707	S	*	5/2004	Kobayashi	.....	D14/214
D568,289	S	*	5/2008	Solland	.....	D14/204
D589,939	S	*	4/2009	Hsu	.....	D14/214
D645,024	S	*	9/2011	Behar et al.	.....	D14/214
D652,019	S	*	1/2012	Behar et al.	.....	D14/214
D652,020	S	*	1/2012	Behar et al.	.....	D14/214
D670,271	S	*	11/2012	Tzeng	.....	D14/216
D678,244	S	*	3/2013	Behar et al.	.....	D14/214
D678,864	S	*	3/2013	Behar et al.	.....	D14/214
D678,865	S	*	3/2013	Behar et al.	.....	D14/214

(73) Assignee: **Aliphcom**, San Francisco, CA (US)

\* cited by examiner

(\*\*) Term: **14 Years**

(21) Appl. No.: **29/445,283**

*Primary Examiner* — Keli L Hill

(22) Filed: **Feb. 8, 2013**

(74) *Attorney, Agent, or Firm* — Kilpatrick Townsend & Stockton LLP

**Related U.S. Application Data**

(63) Continuation of application No. 29/413,571, filed on Feb. 16, 2012, now Pat. No. Des. 678,864.

(51) **LOC (10) Cl.** ..... **14-03**

(52) **U.S. Cl.**  
USPC ..... **D14/219**; D14/214

(58) **Field of Classification Search**  
USPC ..... D14/172, 194, 196, 204, 207, 210–216;  
181/143, 144, 147, 148, 150, 153, 157,  
181/198, 199; 381/300–303, 306, 332, 333,  
381/336, 345, 361–364, 386–388

See application file for complete search history.

(57) **CLAIM**

The ornamental design for a speaker grill, as shown and described.

**DESCRIPTION**


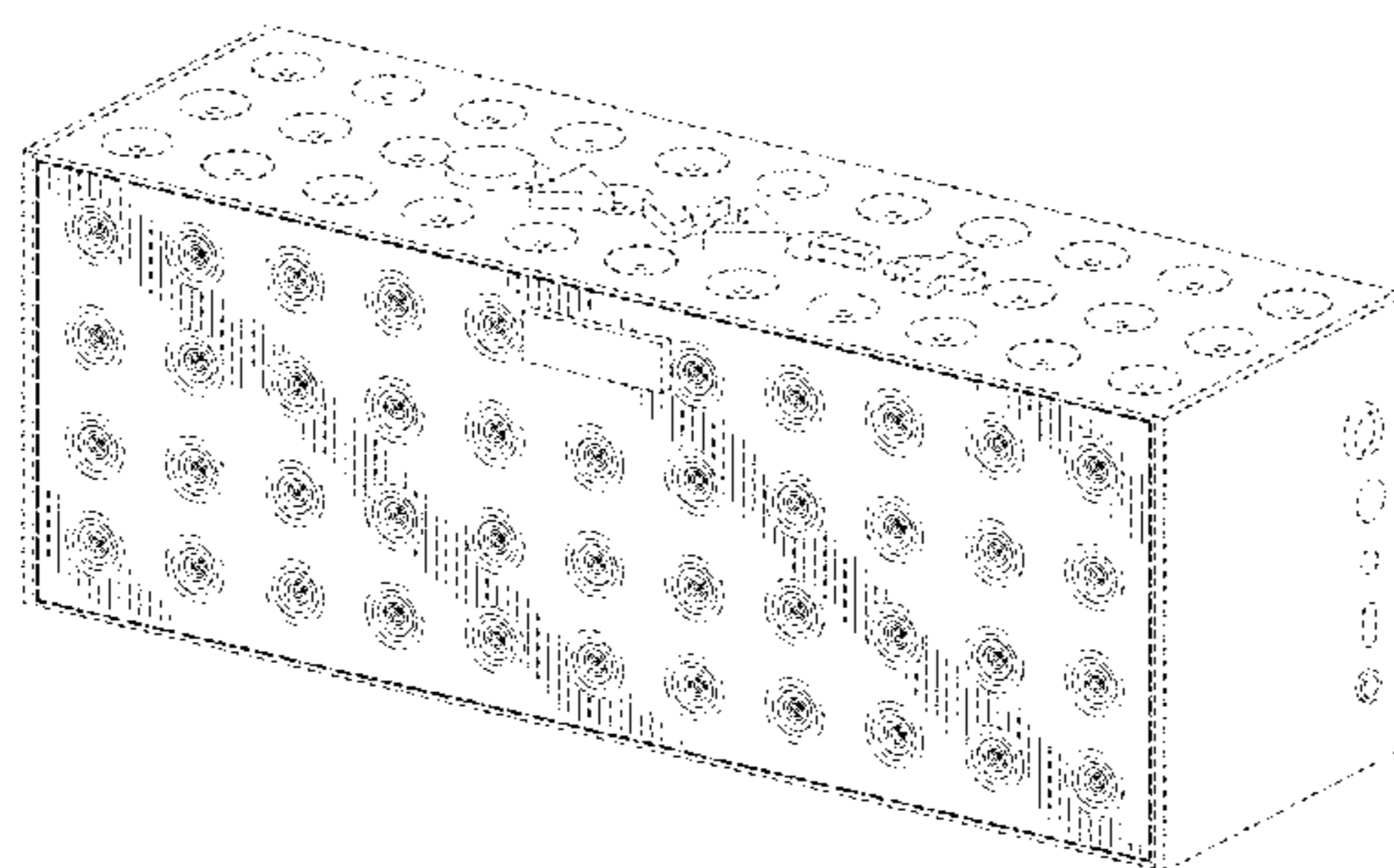
FIG. 1 is a perspective view of a speaker grill showing our new design;

FIG. 2 is a front elevational view thereof;

FIG. 3 is a duplicate of FIG. 2 showing section view 4-4; and, FIG. 4 corresponds with section 4-4 of FIG. 3.

The broken lines immediately adjacent the shaded areas represent the bounds of the claimed design while all other broken lines are included for the purpose of illustrating disclaimed portions of the speaker grill; all of the broken lines form no part of the claimed design.

**1 Claim, 3 Drawing Sheets**



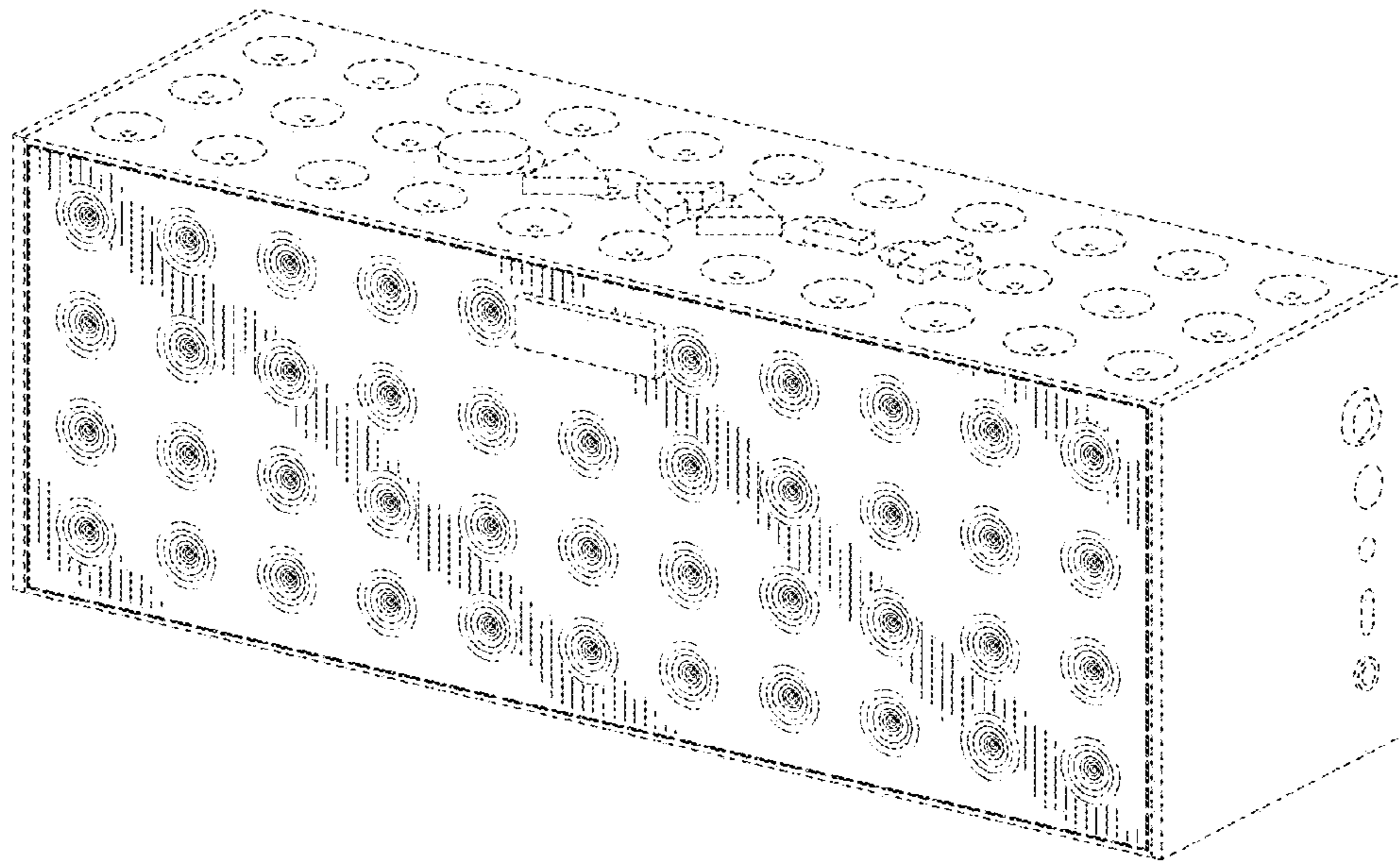


FIG. 1

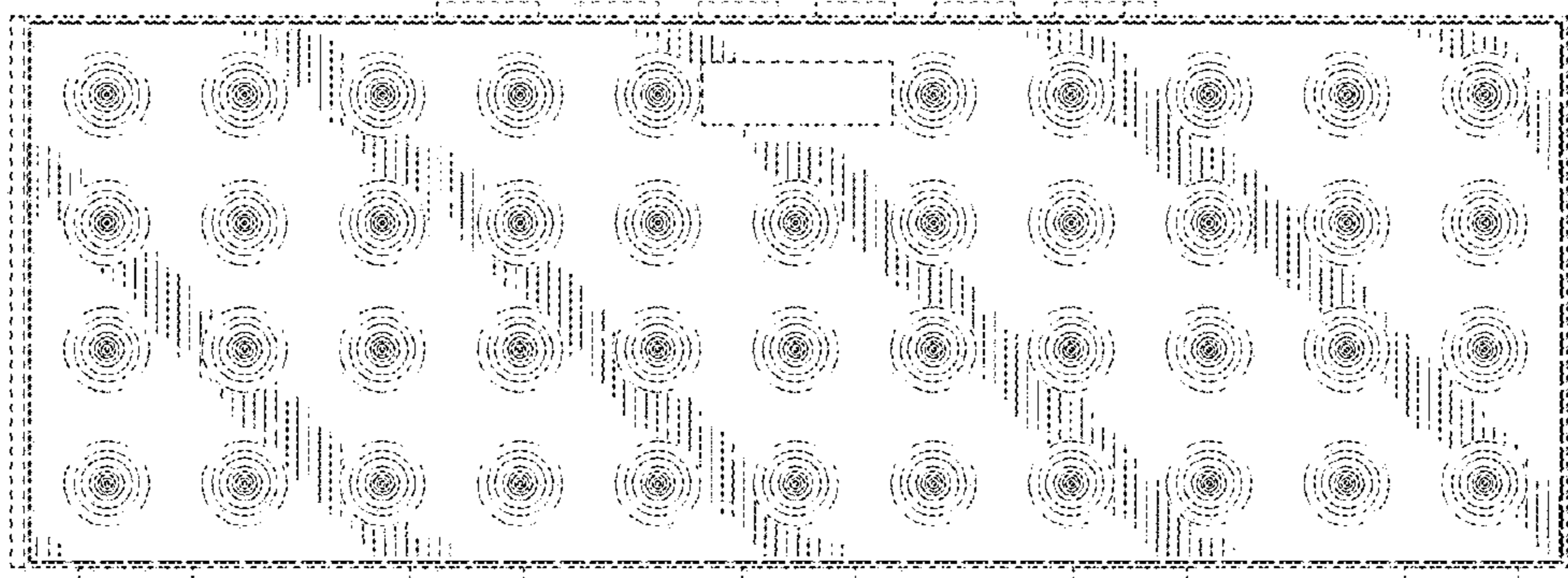


FIG. 2




FIG. 3




FIG. 4