

US00D698711S

(12) **United States Design Patent**  
**Endo et al.**

(10) **Patent No.:** **US D698,711 S**  
(45) **Date of Patent:** **\*\* Feb. 4, 2014**

(54) **REAR BUMPER FOR AUTOMOBILE**

(75) Inventors: **Giichi Endo**, Kanagawa (JP); **Yasuhiro Tani**, Kanagawa (JP)

(73) Assignee: **Nissan Motor Co., Ltd.**, Yokohama (JP)

(\*\*) Term: **14 Years**

(21) Appl. No.: **29/430,904**

(22) Filed: **Aug. 31, 2012**

(30) **Foreign Application Priority Data**

Mar. 6, 2012 (JP) ..... 2012-005053

(51) **LOC (10) Cl.** ..... **12-16**

(52) **U.S. Cl.**  
USPC ..... **D12/169**

(58) **Field of Classification Search**  
USPC ..... D12/169, 196, 171, 216, 163, 86,  
D12/90-92; 293/102, 113, 115, 117, 120;  
296/180.1, 180.2

See application file for complete search history.

(56) **References Cited**

U.S. PATENT DOCUMENTS

D631,407 S *	1/2011	Kuze .....	D12/169
D675,140 S *	1/2013	Ohkoshi .....	D12/169
D680,479 S *	4/2013	Frei et al. ....	D12/169
D682,167 S *	5/2013	Minami .....	D12/169
D683,382 S *	5/2013	Tainaka .....	D16/219
D684,903 S *	6/2013	Platto et al. ....	D12/169
D685,302 S *	7/2013	Futschik et al. ....	D12/169
D687,752 S *	8/2013	Fetherston et al. ....	D12/169

\* cited by examiner

*Primary Examiner* — Melody Brown

(74) *Attorney, Agent, or Firm* — Global IP Counselors, LLP


(57) **CLAIM**

The ornamental design for a rear bumper for an automobile, as shown and described.

**DESCRIPTION**

FIG. 1 is a right side elevational view of a rear bumper for an automobile showing our new design; FIG. 2 is a top plan view thereof; FIG. 3 is a bottom plan view thereof; FIG. 4 is a left side elevational view thereof; FIG. 5 is a right side elevational view thereof; and, FIG. 6 is a top, front and right side perspective view thereof. The rear view of the rear bumper forms no part of the claimed design.


**1 Claim, 6 Drawing Sheets**





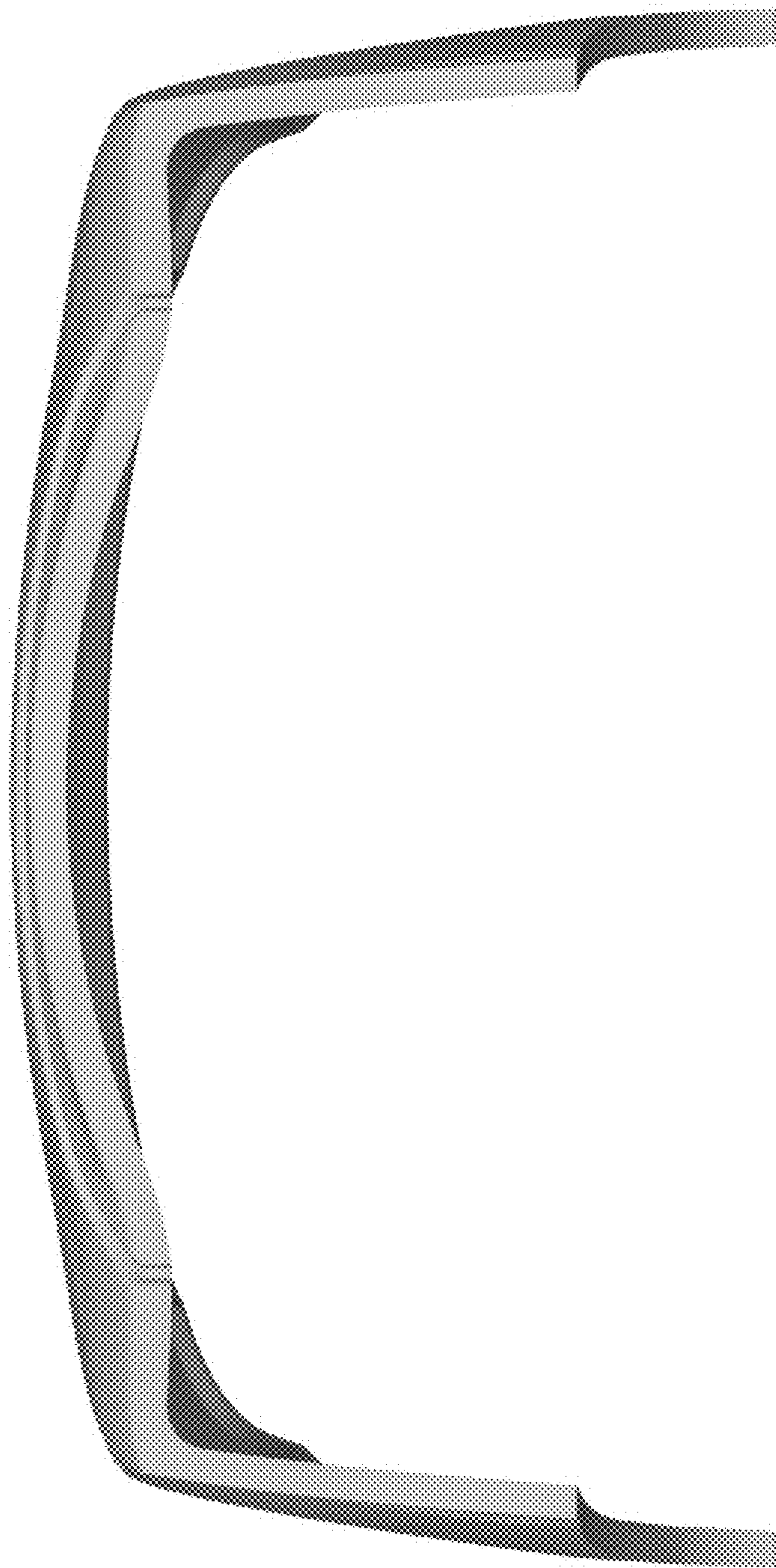


**FIG. 1**




**FIG. 2**






**FIG. 3**

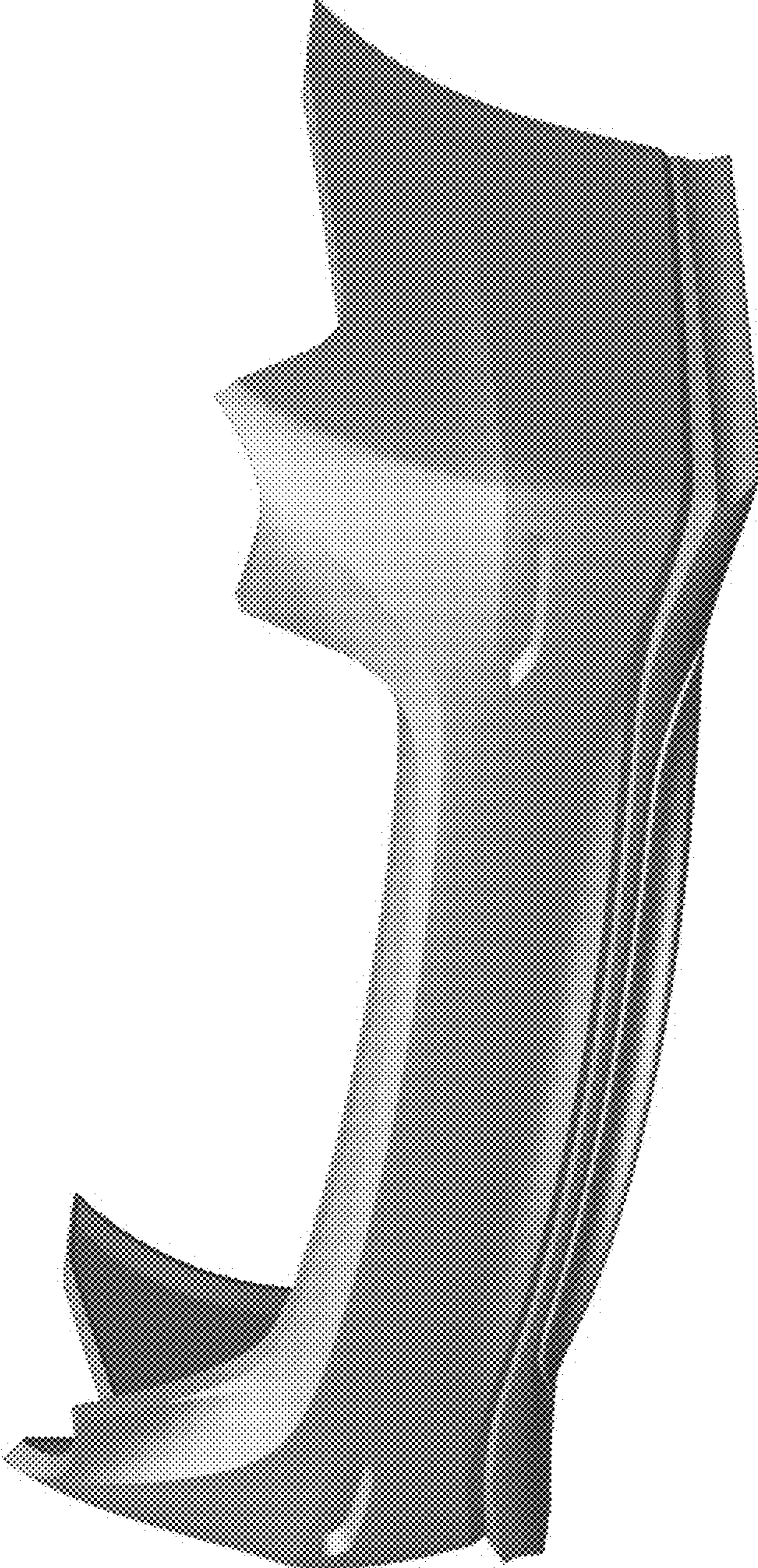


**FIG. 4**



**FIG. 5**





**FIG. 6**