

US00D698691S

(12) **United States Design Patent**
Schmucker

(10) **Patent No.:** **US D698,691 S**

(45) **Date of Patent:** **** Feb. 4, 2014**

(54) **NOVELTY DEVICE**

(76) Inventor: **Wesley Jay Schmucker**, Millersburg,
OH (US)

(**) Term: **14 Years**

(21) Appl. No.: **29/396,168**

(22) Filed: **Jun. 27, 2011**

(51) **LOC (10) Cl.** **11-02**

(52) **U.S. Cl.**

USPC **D11/131; D3/7**

(58) **Field of Classification Search**

USPC **D11/130, 157, 164, 184; D3/7, 10,**
D3/12-15; 135/65; 231/3; 256/65.02;
D2/135, 38.1

See application file for complete search history.

(56) **References Cited**

U.S. PATENT DOCUMENTS

6,005,204	A *	12/1999	Choi et al.	200/52 R
6,017,019	A *	1/2000	Erwin	256/65.05
6,234,480	B1 *	5/2001	Kershner	273/153 R
D554,851	S *	11/2007	Carroll	D3/6
2003/0085395	A1 *	5/2003	Gardner	256/65.02

* cited by examiner

Primary Examiner — T. Chase Nelson

Assistant Examiner — Michelle E Wilson

(74) *Attorney, Agent, or Firm* — Fraser Clemens Martin &
Miller LLC; J. Douglas Miller

(57) **CLAIM**

The ornamental design for a novelty device, as shown and described.

DESCRIPTION

FIG. 1 is a perspective view of the novelty device with a ball disposed in a window portion shown. The ball is free to move within the window portion of the novelty device;

FIG. 2 is a perspective view of the novelty device of FIG. 1 without the ball disposed in the window portion thereof;

FIG. 3 is a front elevational view thereof, wherein a left side elevational view, a right side elevational view, and a rear elevational view are not shown, as they are identical to the front elevational view shown;

FIG. 4 is a top plan view thereof; and,

FIG. 5 is a bottom plan view thereof.

The ornamental design which is claimed is shown in solid lines in the drawings.

1 Claim, 2 Drawing Sheets



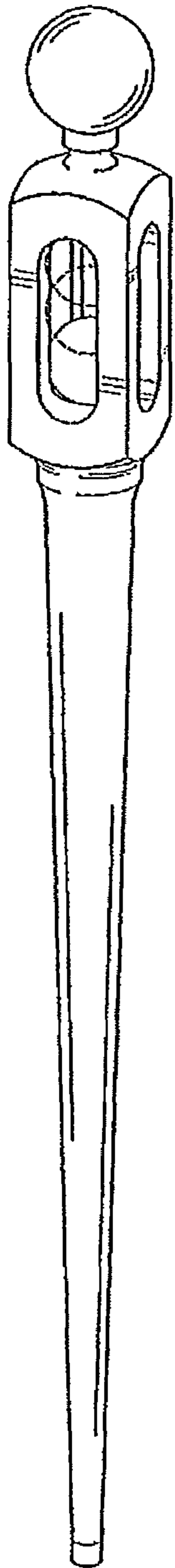


FIG.1

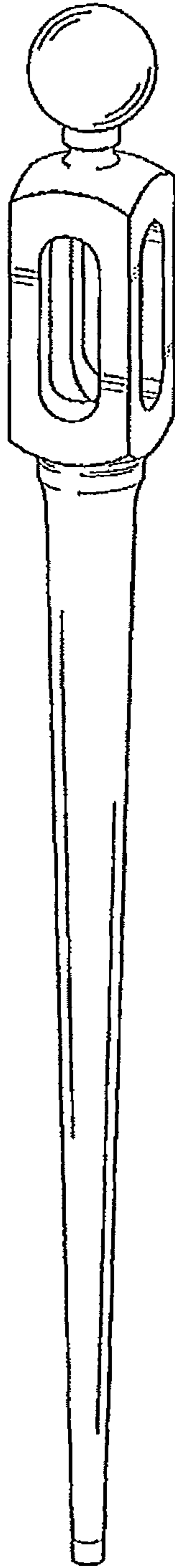


FIG.2



FIG.3

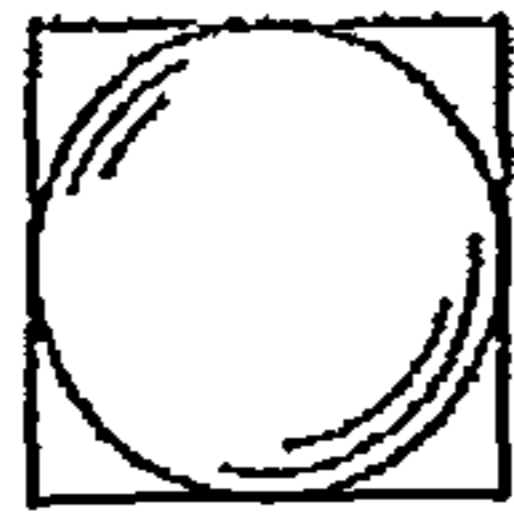


FIG.4



FIG.5