



US00D698688S

(12) **United States Design Patent**
Boulangéot

(10) **Patent No.:** **US D698,688 S**

(45) **Date of Patent:** **** Feb. 4, 2014**

(54) **WATCH DIAL**

(71) Applicant: **Cartier Creation Studio SA**, Geneva (CH)

(72) Inventor: **Sophie Boulangéot**, Geneva (CH)

(73) Assignee: **Cartier Creation Studio SA**, Geneva (CH)

(**) Term: **14 Years**

(21) Appl. No.: **29/439,971**

(22) Filed: **Dec. 18, 2012**

(30) **Foreign Application Priority Data**

Jun. 27, 2012 (WO) DM/078 833

(51) **LOC (10) Cl.** **10-07**

(52) **U.S. Cl.**
USPC **D10/126**

(58) **Field of Classification Search**
USPC D10/122-126, 30-39; 368/223, 228, 368/232
See application file for complete search history.

(56) **References Cited**

U.S. PATENT DOCUMENTS

D79,292 S * 8/1929 Gruen D10/125
D297,125 S * 8/1988 Grinberg D10/39

D322,411 S * 12/1991 Schneider D10/39
D505,342 S * 5/2005 Hayek D10/39
D506,936 S * 7/2005 Takahashi D10/32
D579,793 S * 11/2008 Hayek D10/39
D592,976 S * 5/2009 Kuchler D10/32
D609,128 S * 2/2010 Rabassa D10/126
D615,879 S * 5/2010 Monachon D10/32
D619,486 S * 7/2010 Cerrato D10/126
D620,381 S * 7/2010 Rabassa et al. D10/126
D620,826 S * 8/2010 Duport et al. D10/126
D640,145 S * 6/2011 Goto D10/32
D657,704 S * 4/2012 Cerrato D10/126
D668,162 S * 10/2012 Inoue D10/39

* cited by examiner

Primary Examiner — Lucy Lieberman

(74) *Attorney, Agent, or Firm* — Krieg DeVault LLP; Clifford W. Browning

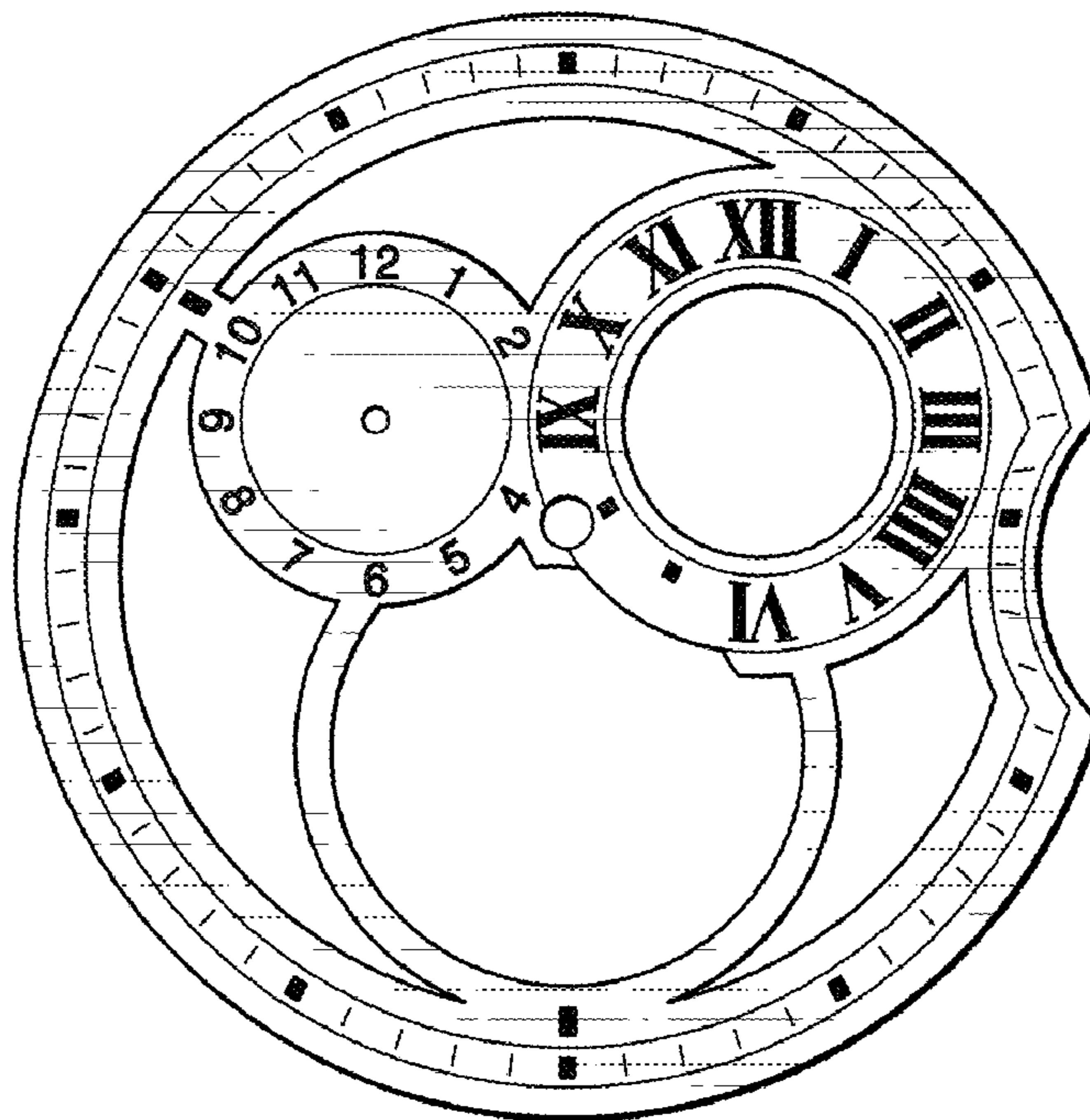
(57) **CLAIM**

The ornamental design for a watch dial, as shown and described.

DESCRIPTION

FIG. 1 is a top view of the watch dial of the present invention. FIG. 2 is a bottom view of the watch dial of FIG. 1. FIG. 3 is a front view of the watch dial of FIG. 1; FIG. 4 is a left-side view of the watch dial of FIG. 1. FIG. 5 is a right side view of the watch dial of FIG. 1; FIG. 6 is a back view of the watch dial of FIG. 1; and, FIG. 7 is top, left-side perspective view of the watch dial of FIG. 1.

1 Claim, 1 Drawing Sheet



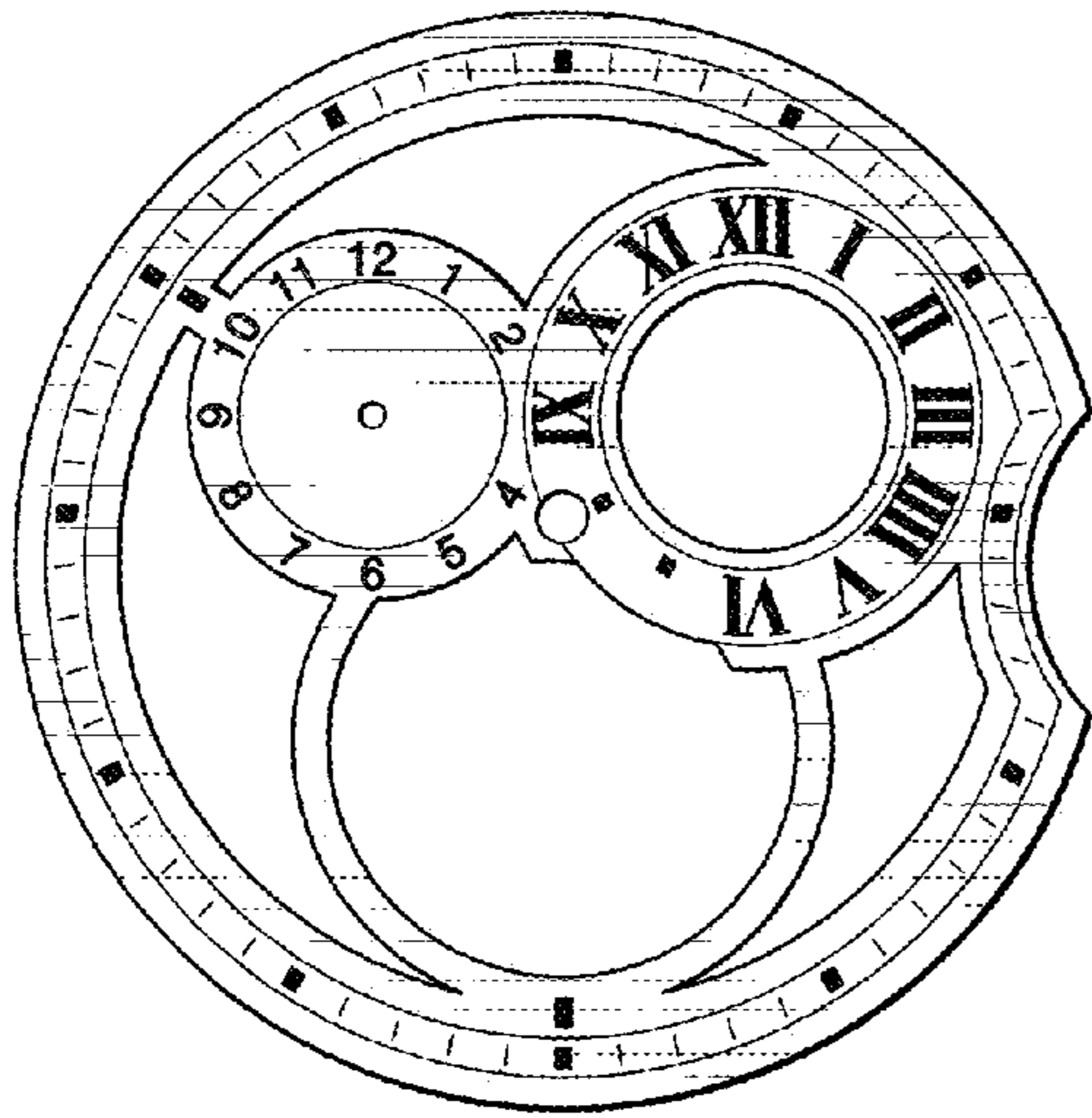


Fig. 1

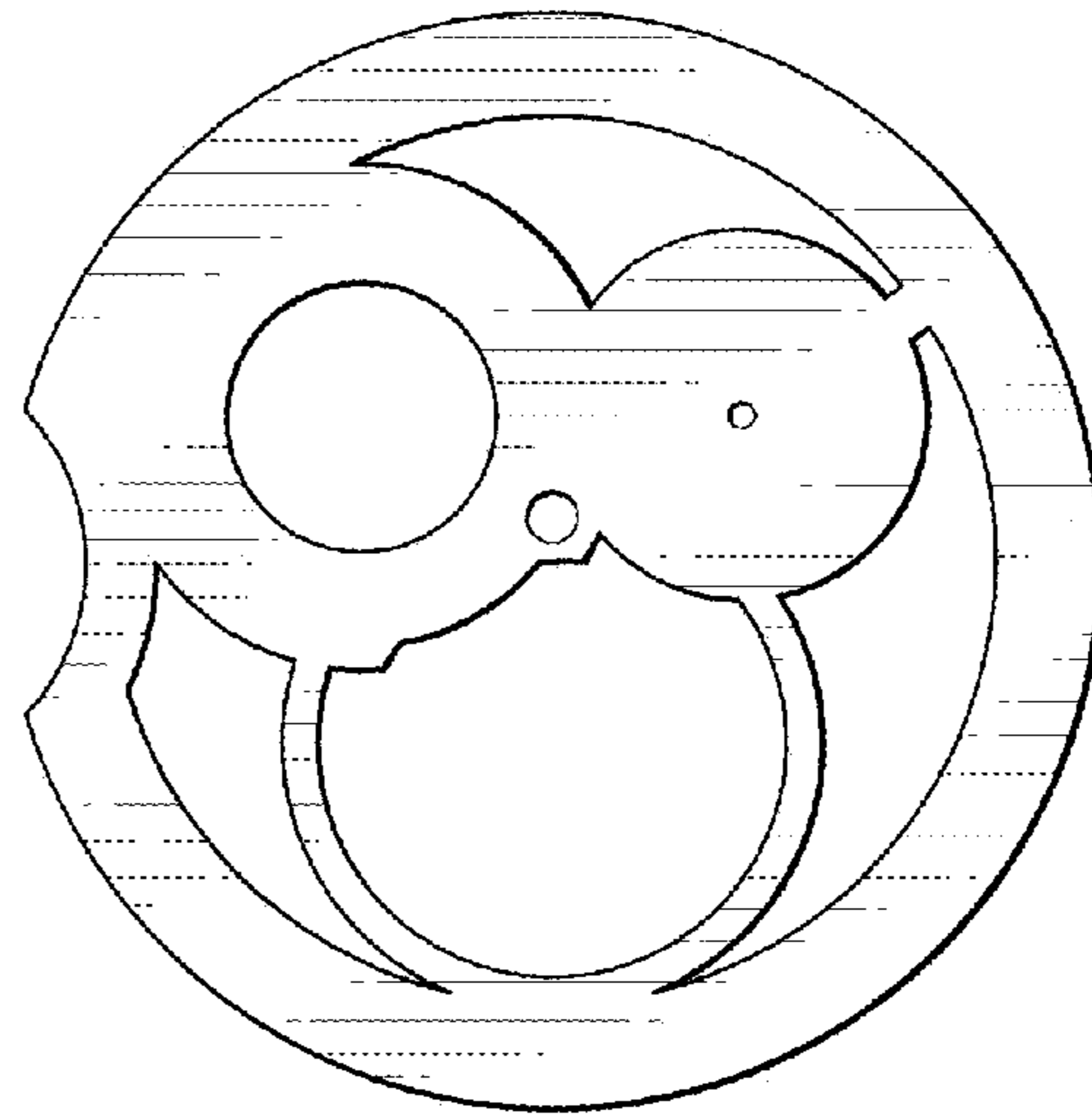


Fig. 2

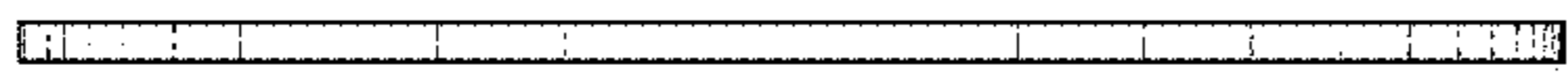


Fig. 3

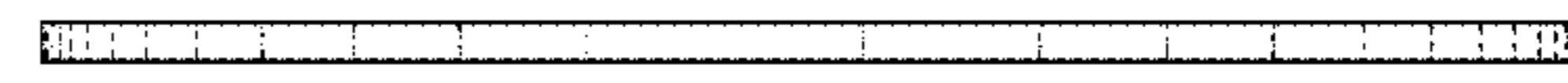


Fig. 4




Fig. 5




Fig. 6

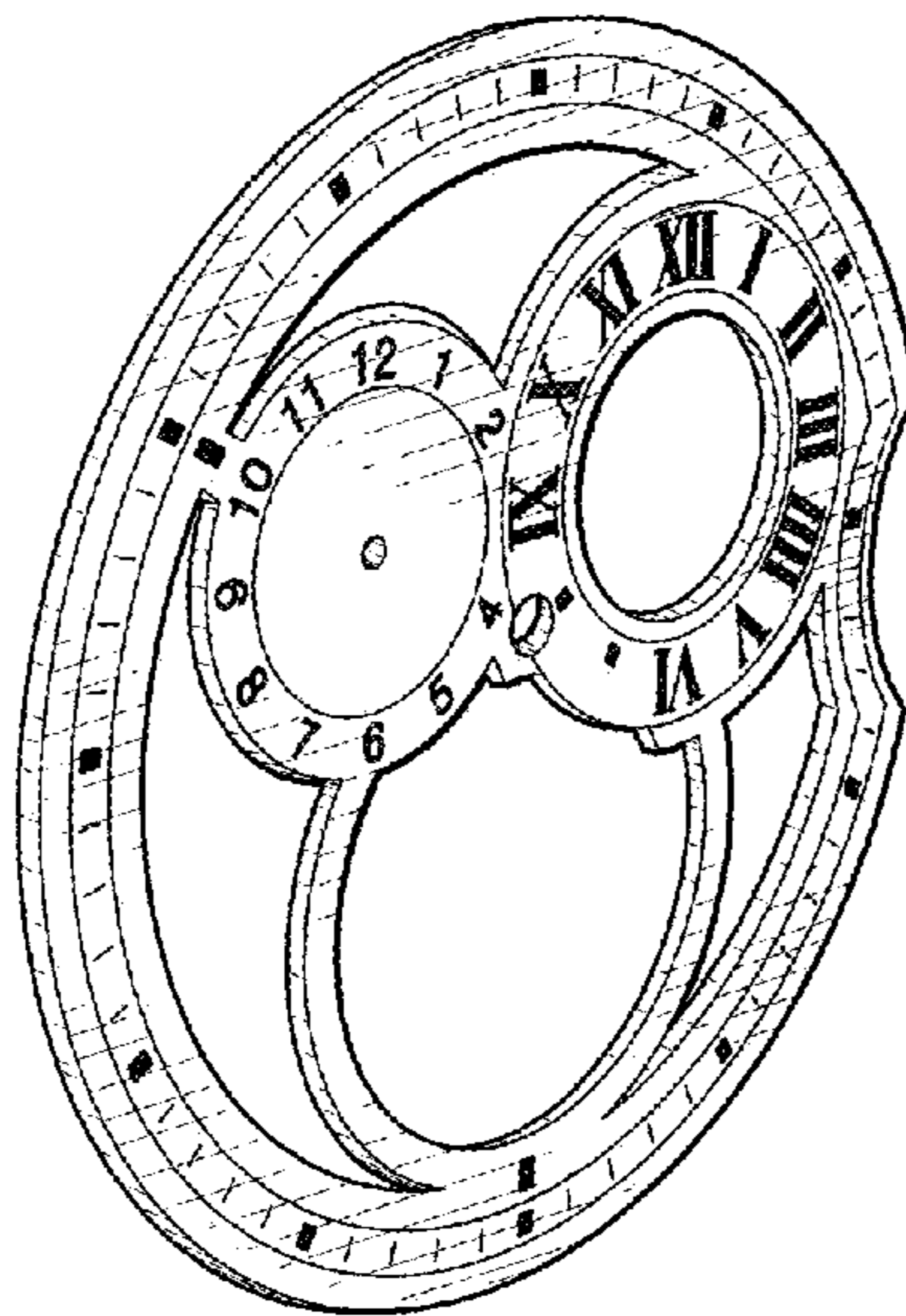


Fig. 7