



US00D698662S

(12) **United States Design Patent**
Kim

(10) **Patent No.:** **US D698,662 S**

(45) **Date of Patent:** **** Feb. 4, 2014**

(54) **COSMETIC CONTAINER**
(71) Applicant: **Yonwoo Co., Ltd.**, Incheon (KR)
(72) Inventor: **Ah-Young Kim**, Incheon (KR)
(73) Assignee: **Yonwoo Co. Ltd.**, Incheon (KR)
(**) Term: **14 Years**

D202,302	S	*	9/1965	Long	D9/448
D322,392	S	*	12/1991	Schneider et al.	D9/689
D327,003	S	*	6/1992	Schneider et al.	D9/691
D352,901	S	*	11/1994	Ufferfilge et al.	D9/448
5,388,727	A	*	2/1995	Jouillat	222/94
5,542,580	A	*	8/1996	Hatakeyama et al.	222/183
D383,382	S	*	9/1997	Meshberg	D9/690
5,988,443	A	*	11/1999	Smith et al.	222/96
D438,787	S	*	3/2001	Heeter et al.	D9/697
D620,808	S	*	8/2010	Gioux	D9/695
D654,809	S	*	2/2012	Rossi et al.	D9/689
2004/0050871	A1	*	3/2004	Delage	222/212

(21) Appl. No.: **29/455,245**

(22) Filed: **May 17, 2013**

(30) **Foreign Application Priority Data**

Dec. 14, 2012 (KR) 30-2012-0060501

(51) **LOC (10) Cl.** **09-01**

(52) **U.S. Cl.**
USPC **D9/689**

(58) **Field of Classification Search**
USPC D9/682-694, 695, 697-699, 520,
D9/434-436, 438, 442-445, 447-450;
222/96, 105-107, 206-215, 153.01,
222/153.04, 153.09, 153.1, 153.11, 153.12,
222/153.13, 153.14, 631, 635, 321.1,
222/321.6-322, 325-327, 372, 378, 379,
222/382, 383.1, 398, 400.7, 401, 402,
222/402.1-402.25

See application file for complete search history.

(56) **References Cited**

U.S. PATENT DOCUMENTS

1,797,686	A	*	3/1931	Homer	222/92
D191,487	S	*	10/1961	Sagarin et al.	D9/689
D200,609	S	*	3/1965	Fahlstrom	D9/448

FOREIGN PATENT DOCUMENTS

EM	000253240-0019	*	1/2005
EM	001672940-0002	*	2/2010
KR	300505268.0000	*	9/2008
KR	300591534.0000	*	3/2011
KR	300592338.0000	*	3/2011

* cited by examiner

Primary Examiner — Catherine Tuttle

(57) **CLAIM**

The ornamental design for a cosmetic container, as shown and described.

DESCRIPTION

FIG. 1 is a perspective view of the cosmetic container showing my new design;

FIG. 2 is a front elevational view thereof;

FIG. 3 is a rear elevational view thereof;

FIG. 4 is a left side elevational view thereof;

FIG. 5 is a right side elevational view thereof;

FIG. 6 is a top plan view thereof; and,

FIG. 7 is a bottom plan view thereof.

1 Claim, 6 Drawing Sheets




Fig. 1




Fig. 2




Fig. 3




Fig. 4

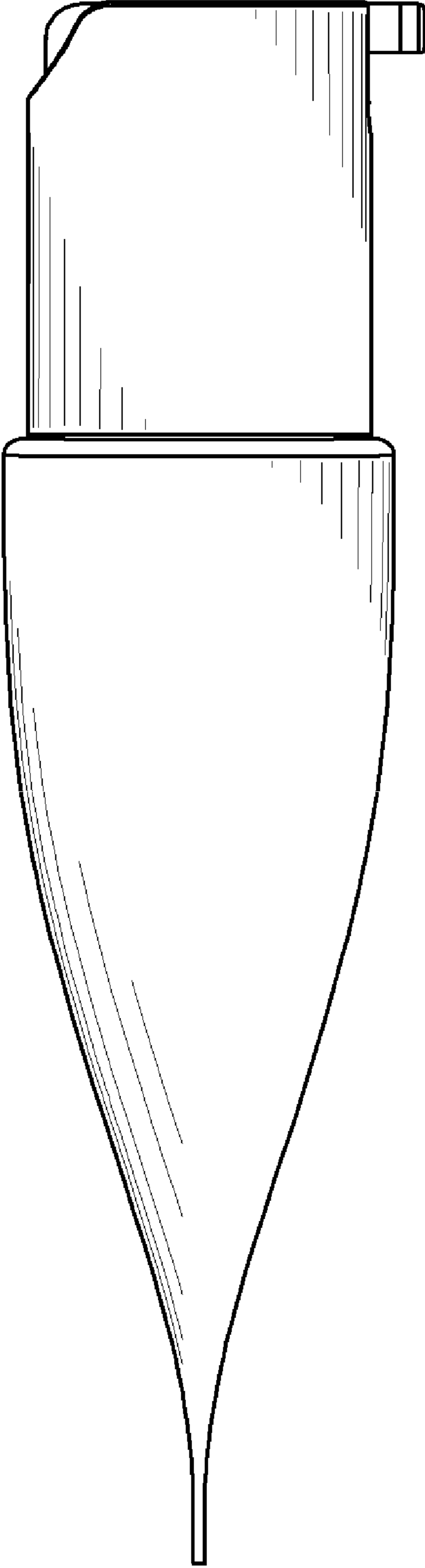


Fig. 5



Fig. 6

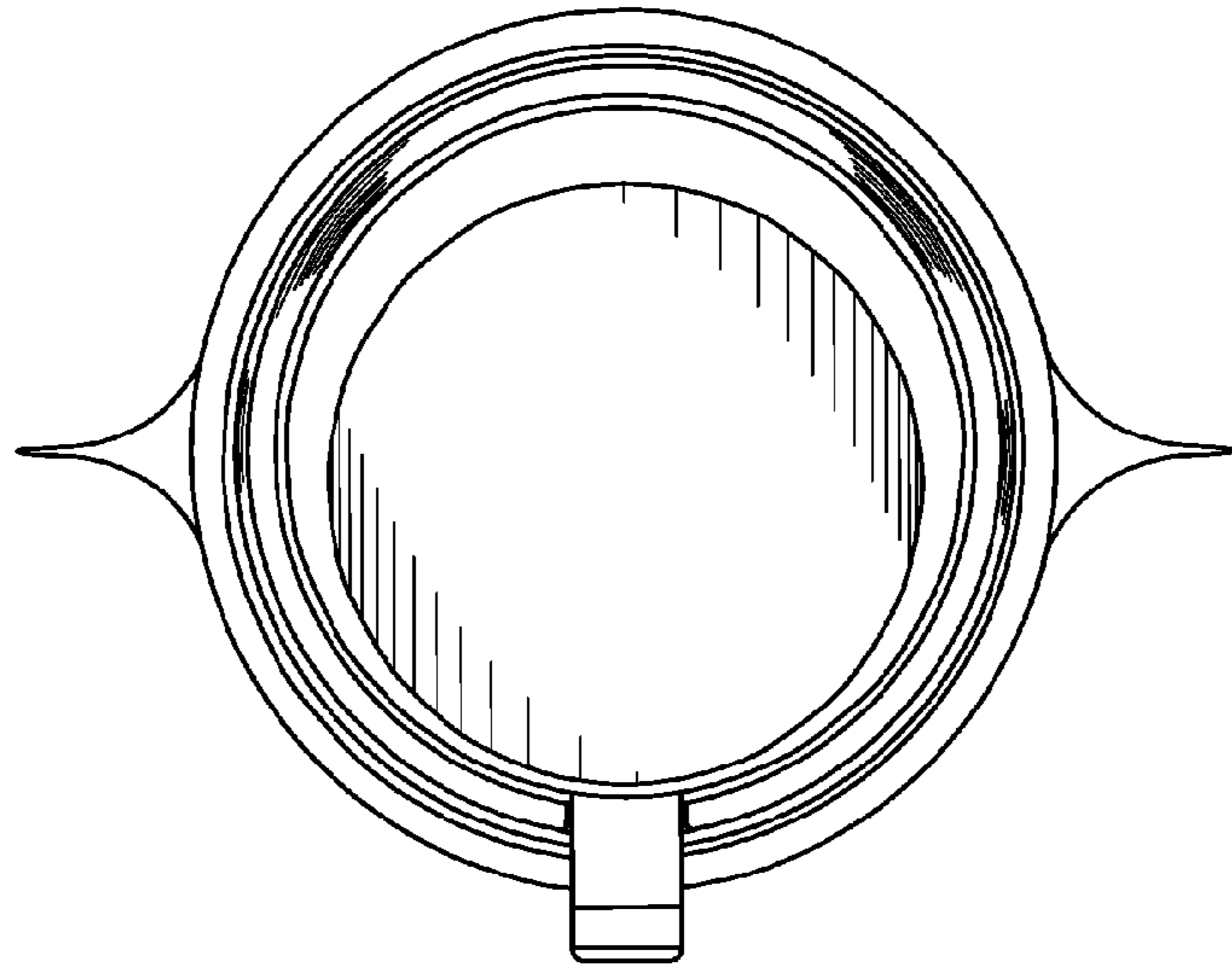


Fig. 7

