



US00D698653S

(12) **United States Design Patent**
Schumaier

(10) **Patent No.:** **US D698,653 S**
(45) **Date of Patent:** **** Feb. 4, 2014**

(54) **DESICCANT CONTAINER**

(71) Applicant: **Daniel R. Schumaier**, Johnson City, TN (US)

(72) Inventor: **Daniel R. Schumaier**, Johnson City, TN (US)

(**) Term: **14 Years**

(21) Appl. No.: **29/433,489**

(22) Filed: **Oct. 1, 2012**

(51) **LOC (10) Cl.** **09-01**

(52) **U.S. Cl.**

USPC **D9/504**; D9/518

(58) **Field of Classification Search**

USPC D9/500, 502-504, 516, 518-519, 529, D9/549, 438, 682, 686-687, 694, 416, 435, D9/449; 215/247, 379, 381-382, 235; 206/204, 568, 581; 220/669, 675; D28/76, 78, 91, 82

See application file for complete search history.

(56) **References Cited**

U.S. PATENT DOCUMENTS

4,036,360	A	7/1977	Deffeyes	
4,693,399	A *	9/1987	Hickman et al.	215/235
4,955,513	A *	9/1990	Bennett	215/235
5,224,373	A	7/1993	Williams et al.	
5,322,176	A *	6/1994	Dubach	215/235
D352,896	S *	11/1994	Jones	D9/503
5,947,274	A	9/1999	Taskis et al.	
6,315,112	B1	11/2001	Garrill et al.	
6,390,291	B1	5/2002	Garrill et al.	
D464,886	S *	10/2002	Bried et al.	D9/504
D476,572	S *	7/2003	Merritt	D9/504
D484,408	S *	12/2003	Anderson	D9/500
6,679,374	B2	1/2004	Garrill et al.	
D560,495	S *	1/2008	Mettler et al.	D9/504

7,413,083	B2	8/2008	Belfance et al.	
D599,953	S *	9/2009	Gibson et al.	D9/504
D603,698	S *	11/2009	VerWeyst	D9/500
7,665,601	B2	2/2010	Portier	
7,743,642	B2	6/2010	Chiba et al.	
7,913,497	B2	3/2011	Dickerson	
8,003,179	B2	8/2011	Merical et al.	
8,365,932	B2 *	2/2013	Lancesseur et al.	215/235
2004/0231666	A1	11/2004	Barker et al.	
2005/0000356	A1	1/2005	Golner et al.	
2005/0016873	A1	1/2005	Belfance et al.	
2006/0144726	A1	7/2006	Foust et al.	
2007/0160789	A1	7/2007	Merical et al.	
2007/0193891	A1	8/2007	Portier	
2009/0013760	A1	1/2009	Chiba et al.	

FOREIGN PATENT DOCUMENTS

EP	0222102	9/1986
EP	0847804	11/1997
EP	1818091	8/2007

* cited by examiner

Primary Examiner — Wan Laymon

(74) *Attorney, Agent, or Firm* — Luedeka Neely Group, P.C.


(57) **CLAIM**

The ornamental design of a desiccant container, as shown and described.

DESCRIPTION

FIG. 1 is a perspective view of the desiccant container; FIG. 2 is a side view of the desiccant container, the opposite side being a mirror image; FIG. 3 is a top view of the desiccant container; and, FIG. 4 is a bottom view of the desiccant container. The broken lines shown in the figures represent portions of the desiccant container that form no part of the claimed design.

1 Claim, 4 Drawing Sheets



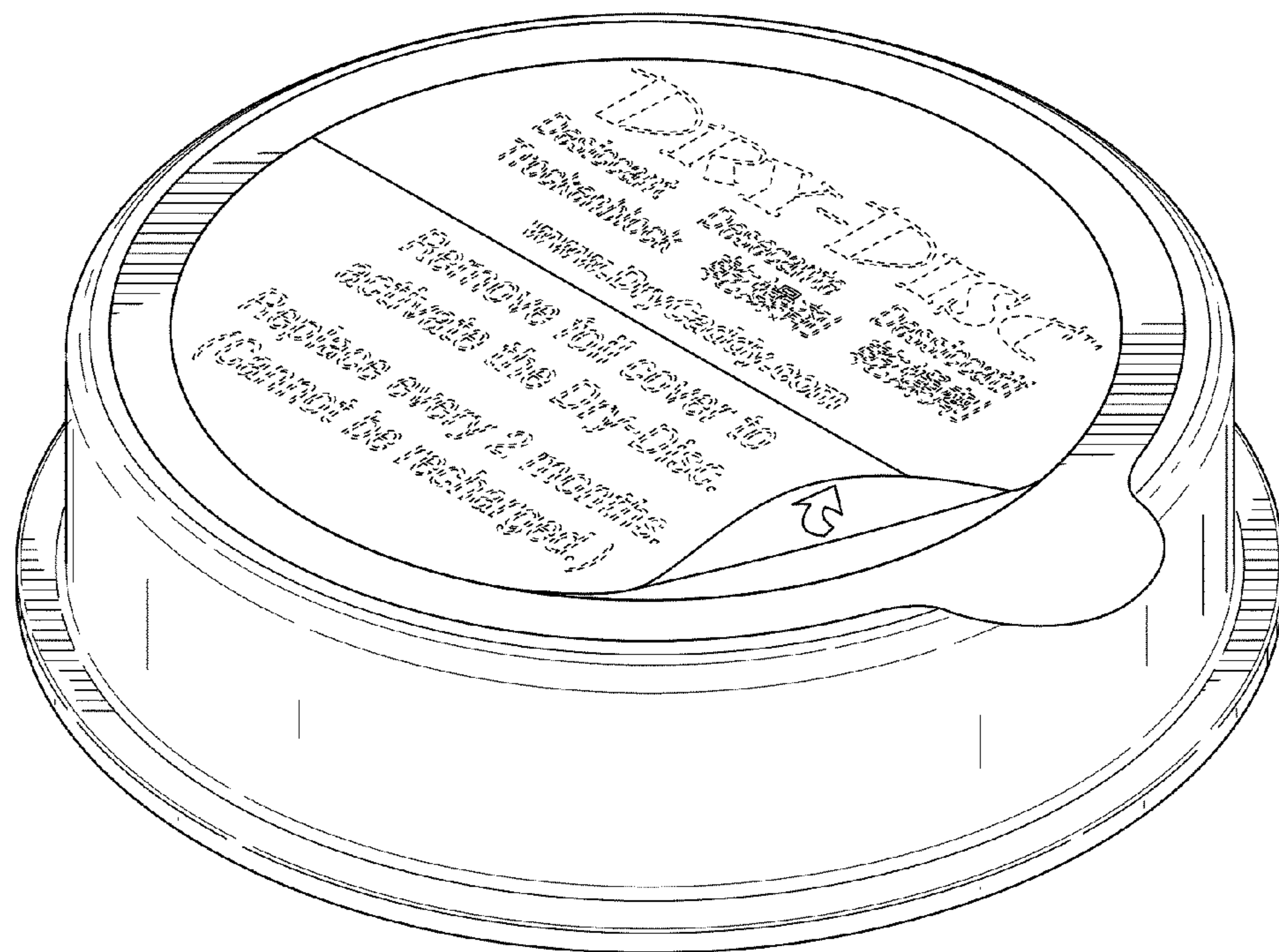


FIG. 1

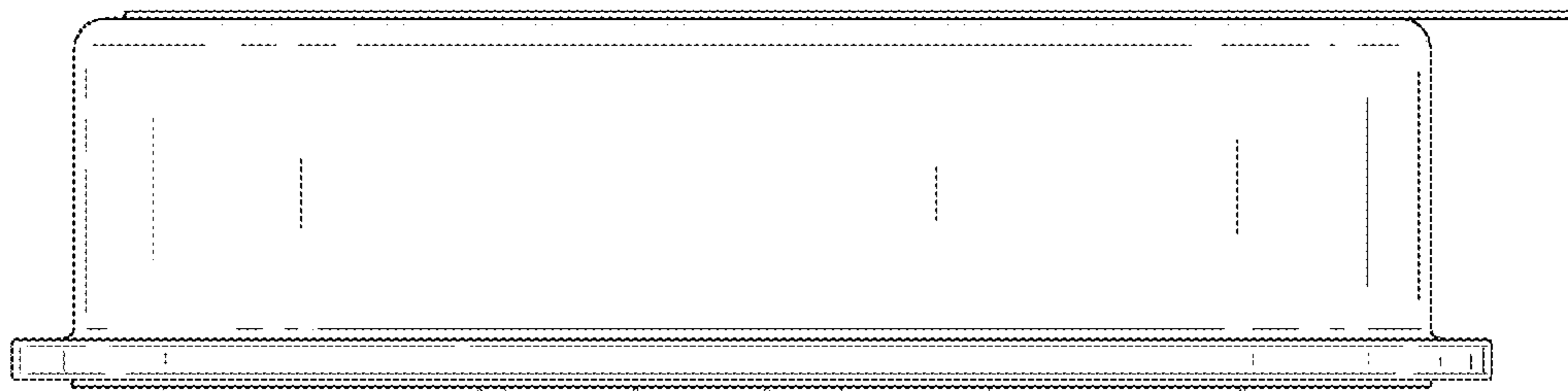


FIG. 2



FIG. 3

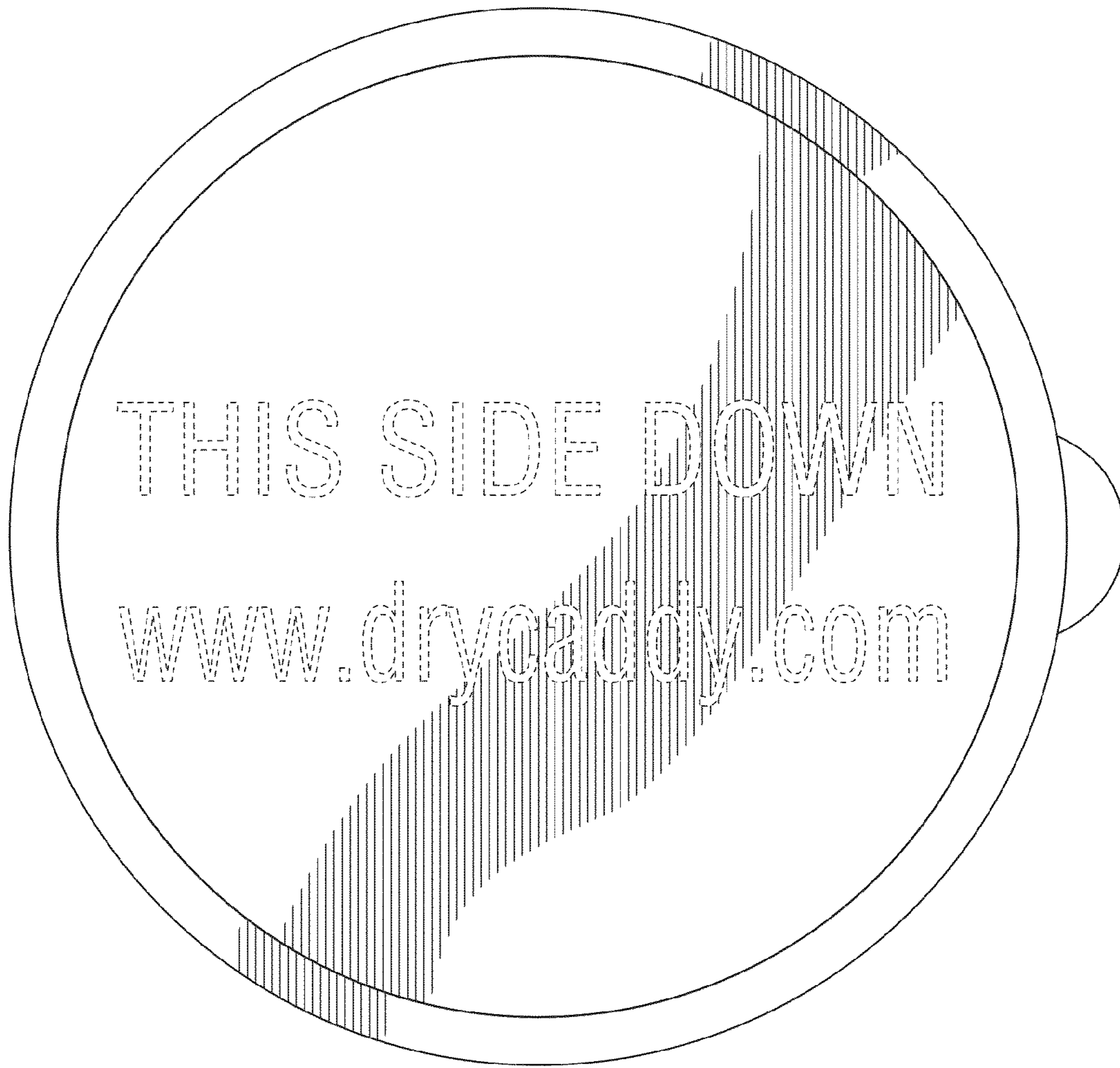


FIG. 4