



US00D698650S

(12) **United States Design Patent**
Marchant et al.

(10) **Patent No.:** **US D698,650 S**
(45) **Date of Patent:** **** Feb. 4, 2014**

(54) **BOTTLE WITH A CAP**

(75) Inventors: **David Richard Marchant**, Petit Lancy (CH); **Franz Steigerwald**, Darmstadt (DE); **Peter Karl Patzak**, Darmstadt (DE)

(73) Assignee: **The Procter & Gamble Company**, Cincinnati, OH (US)

(**) Term: **14 Years**

(21) Appl. No.: **29/390,423**

(22) Filed: **Apr. 25, 2011**

(30) **Foreign Application Priority Data**

Oct. 25, 2010 (WO) DM/074624

(51) **LOC (10) Cl.** **09-01**

(52) **U.S. Cl.**
USPC **D9/503; D9/504; D9/529; D9/539**

(58) **Field of Classification Search**
USPC D9/435, 444, 445, 454, 500, 502-504, D9/516, 529, 537, 539, 549-550, 558, 682, D9/686, 688-692, 763, 772, 779-780; D7/509-511, 605, 608; 215/379, 215/381-384; 220/660, 669-673, 675
See application file for complete search history.

(56) **References Cited**

U.S. PATENT DOCUMENTS

D258,199 S * 2/1981 Torongo, Jr. D9/726
D454,282 S * 3/2002 Mano D7/608
D456,218 S * 4/2002 Hatsumoto D7/608
D458,708 S * 6/2002 Oates et al. D28/10
D473,460 S * 4/2003 Whitworth D9/716
D490,699 S * 6/2004 Nelson et al. D9/689
D499,336 S * 12/2004 Flecheux D9/500

D505,591 S * 5/2005 Bodum D7/507
D511,097 S * 11/2005 Sherratt D9/503
D511,302 S * 11/2005 Lamb et al. D9/689
D536,220 S * 2/2007 Sandberg D7/608

(Continued)

FOREIGN PATENT DOCUMENTS

DE M9508577 4/1996
DE M9709744 7/1998

(Continued)

OTHER PUBLICATIONS

U.S. Appl. No. 29/390,426, filed Apr. 25, 2011, Marchant.

Primary Examiner — Ian Simmons

Assistant Examiner — Dana L Meyrow

(74) *Attorney, Agent, or Firm* — James T. Fondriest

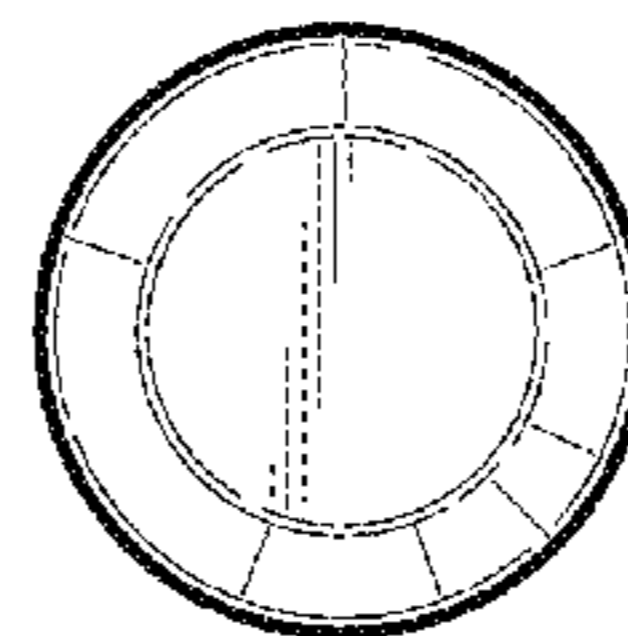
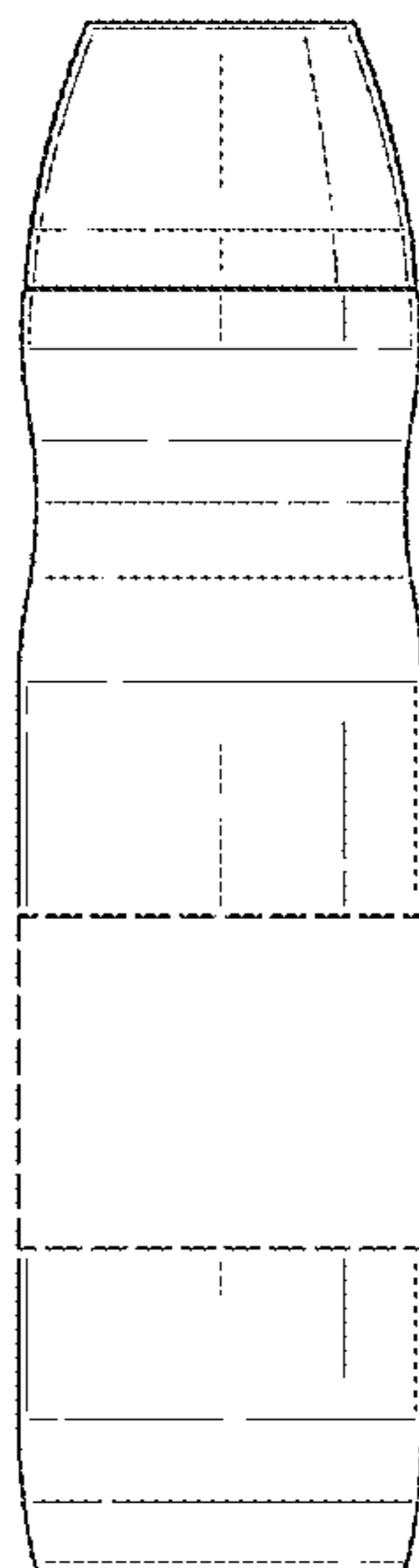
(57) **CLAIM**

The ornamental design for a bottle with a cap, as shown and described.

DESCRIPTION

FIG. 1 is a perspective view of a bottle with a cap embodying our new design;
FIG. 2 is a front view of the bottle with a cap shown in FIG. 1;
FIG. 3 is a back view of the bottle with a cap shown in FIG. 1;
FIG. 4 is a left side view of the bottle with a cap shown in FIG. 1;
FIG. 5 is a right side view of the bottle with a cap shown in FIG. 1;
FIG. 6 is a top view of the bottle with a cap shown in FIG. 1; and,
FIG. 7 is a bottom view of the bottle with a cap shown in FIG. 1.
The broken lines shown in the drawings are for illustrative purposes only and form no part of the claimed design.

1 Claim, 2 Drawing Sheets



(56)

References Cited

U.S. PATENT DOCUMENTS

D540,625 S * 4/2007 Sandberg D7/608
 D553,003 S 10/2007 Baker
 D557,145 S 12/2007 Miller
 D558,585 S 1/2008 Sheppard
 D562,696 S 2/2008 Baker
 D563,793 S 3/2008 Nomoto
 D580,765 S 11/2008 Amann
 D604,640 S * 11/2009 Renz et al. D9/776
 D605,517 S * 12/2009 Caldwell D9/500
 D647,806 S * 11/2011 Toh et al. D9/688
 D652,318 S * 1/2012 Toh et al. D9/688
 D677,570 S * 3/2013 Cueto D9/504

FOREIGN PATENT DOCUMENTS

DE 040702597.0001 12/2007
 DE 040702597.0004 12/2007

EM 000061031.0001 12/2003
 EM 118393 12/2003
 EM 000050505.0001 2/2004
 EM 131016 2/2004
 EM 000110283.0001 3/2004
 EM 187380 6/2004
 EM 227608 9/2004
 EM 000220561.0001 11/2004
 EM 000238027.0001 12/2004
 EM 000087796.0002 2/2005
 EM 000324629.0014 6/2005
 EM 000360086.0001 8/2005
 EM 462817 1/2006
 EM 000749148.0007 7/2007
 GB 3013315 7/2004
 JP D1165994 2/2003
 JP D1209862 6/2004
 WO D015023 1/1990
 WO 064600 11/2003
 WO 065178 12/2003

* cited by examiner

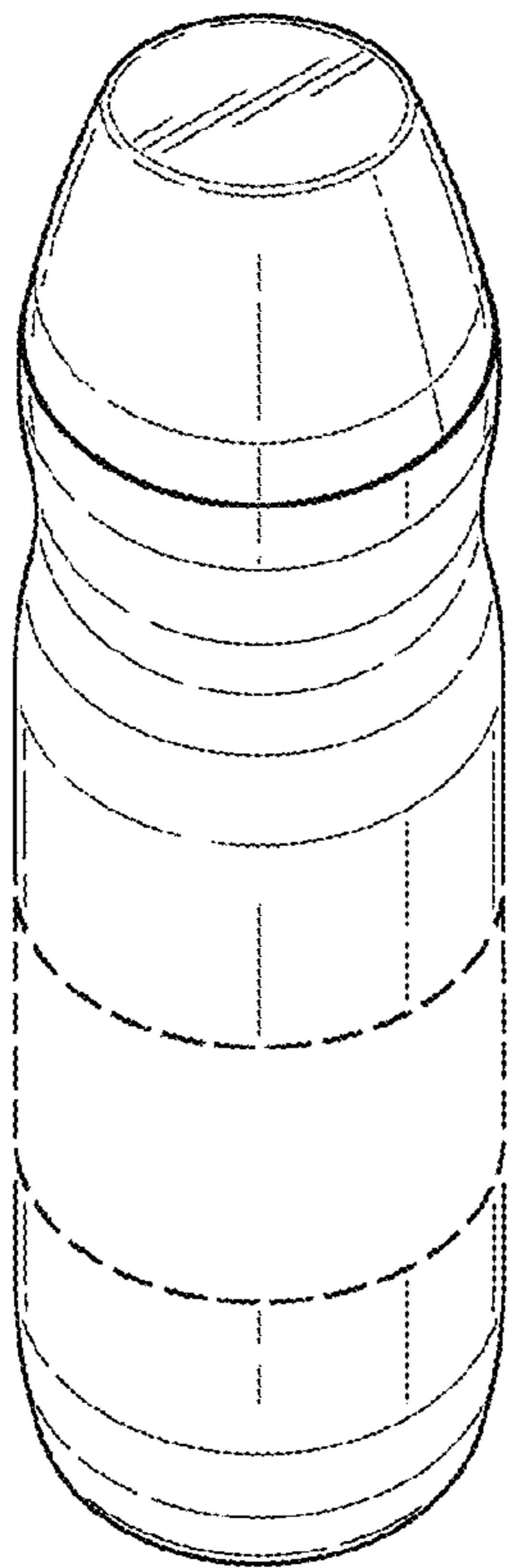


Fig. 1

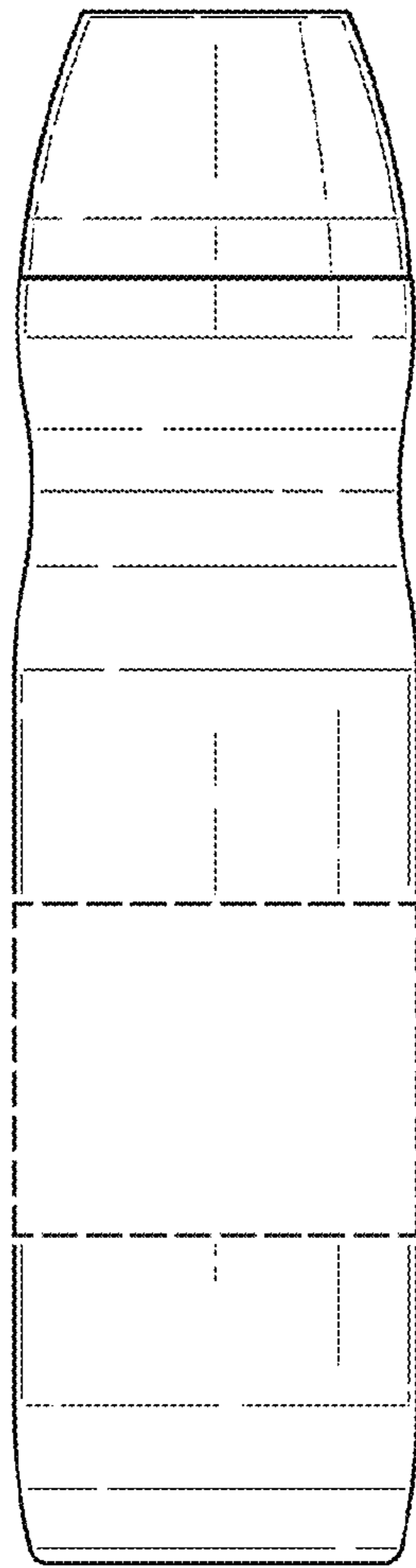


Fig. 2

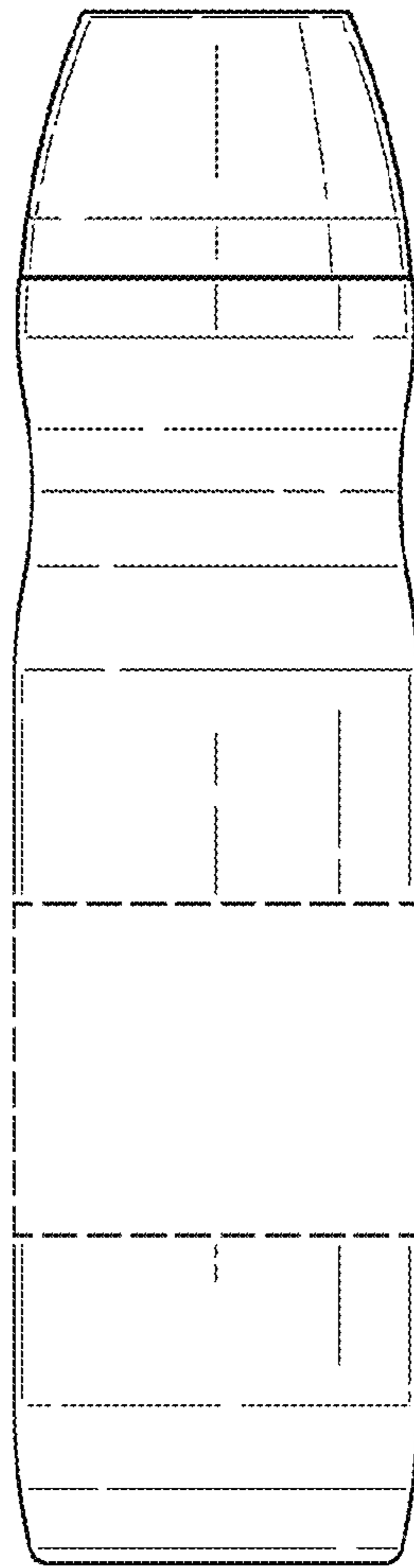


Fig. 3

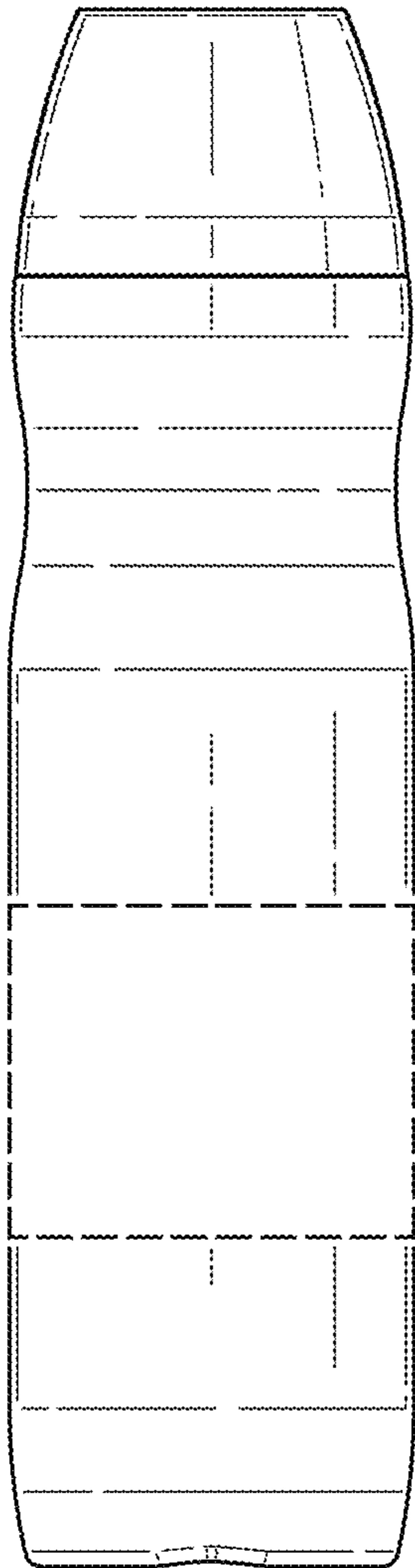


Fig. 4

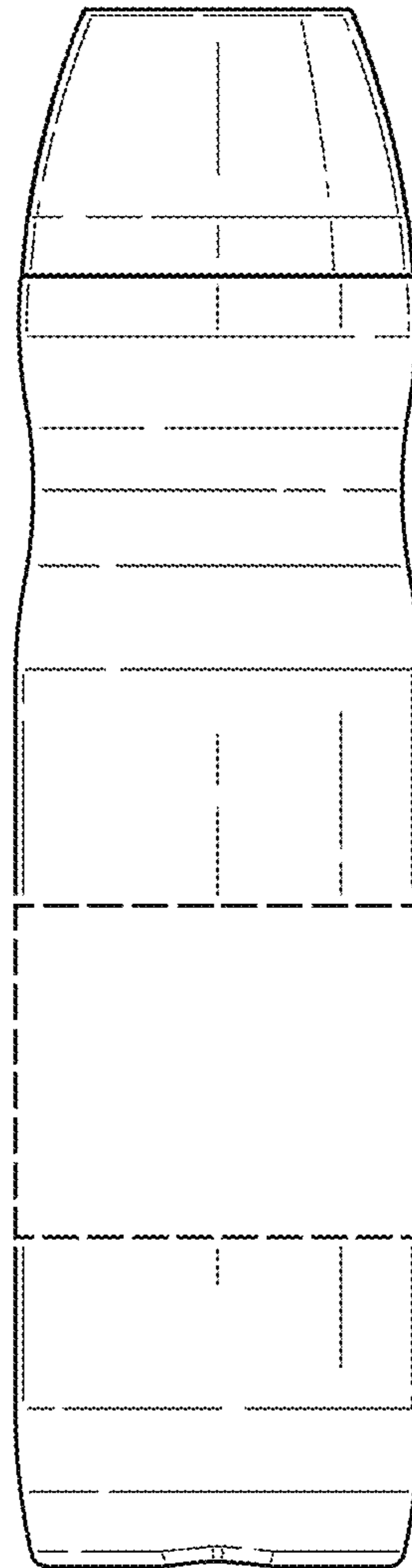


Fig. 5

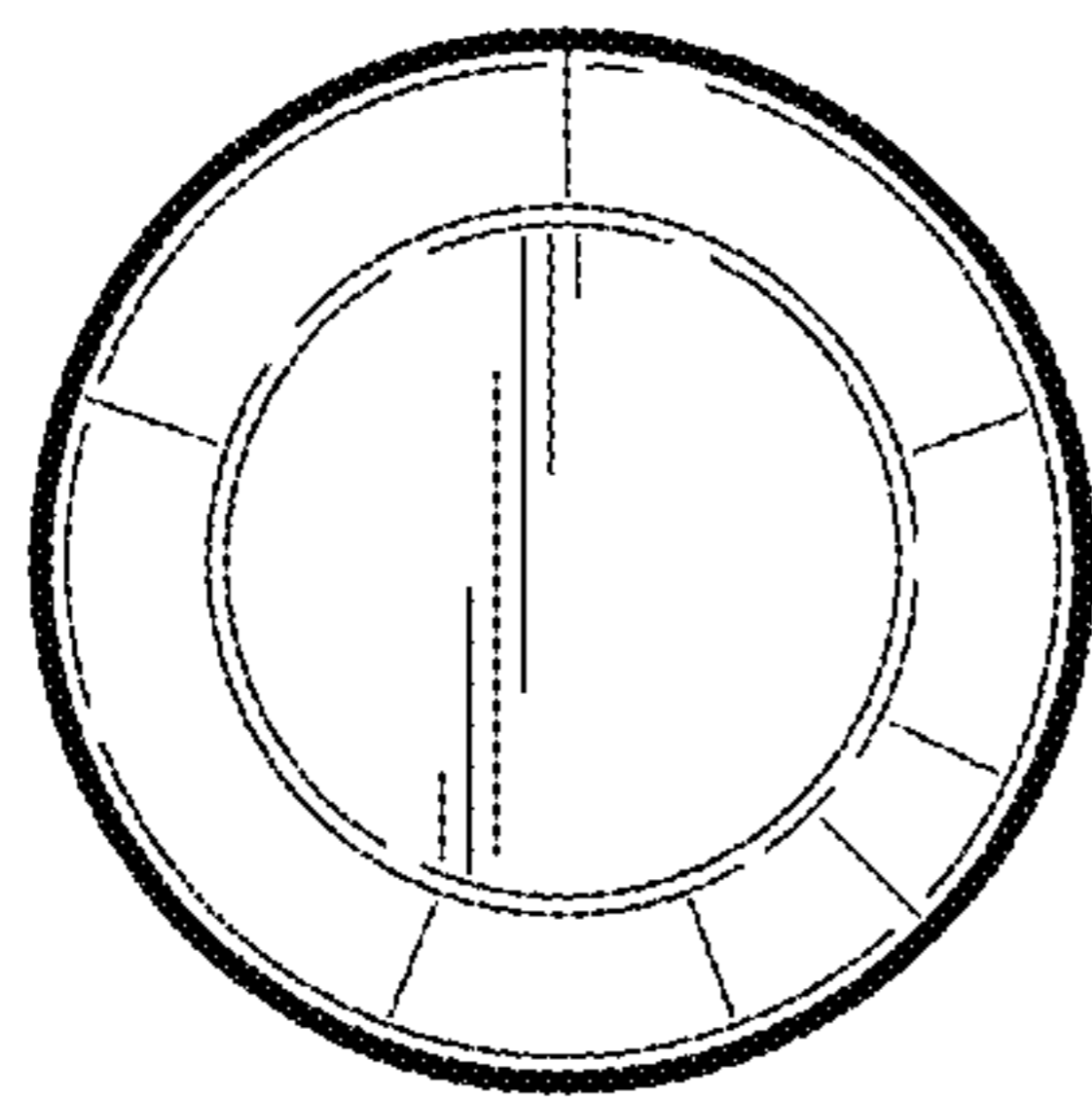


Fig. 6

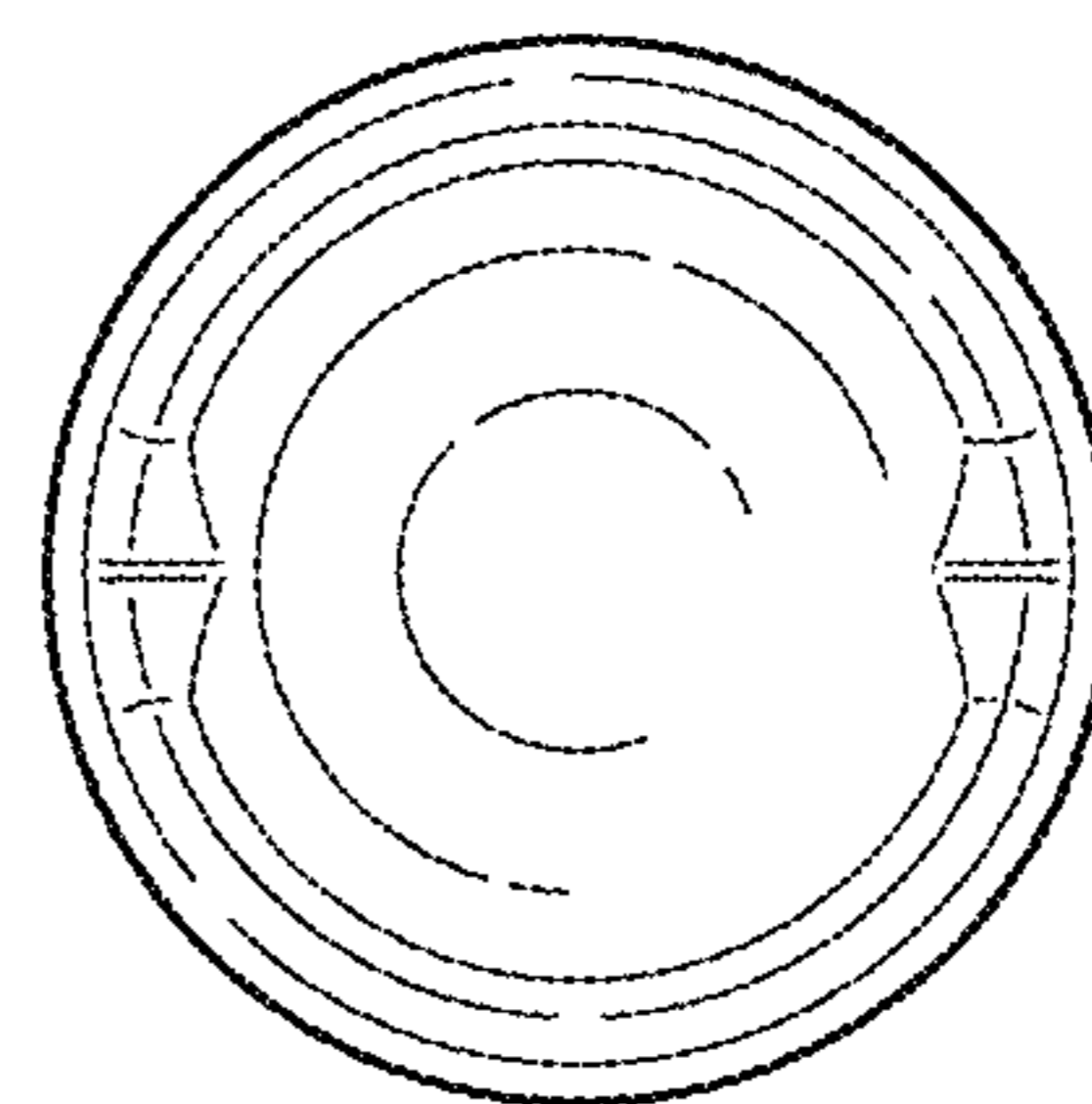


Fig. 7