

US00D698640S

(12) **United States Design Patent**
Buchanan et al.

(10) **Patent No.:** **US D698,640 S**

(45) **Date of Patent:** **** Feb. 4, 2014**

(54) **PACKAGE**

(71) Applicant: **MeadWestvaco Corporation**,
Richmond, VA (US)

(72) Inventors: **Stacy Buchanan**, Richmond, VA (US);
Nima Jarvandi, Richmond, VA (US);
Kenneth G. Sadler, Lake St Louis, MO
(US); **Frederick Thompson**, Richmond,
VA (US); **Sutka Veselinovic**, Seminole,
FL (US)

(73) Assignee: **MeadWestvaco Corporation**,
Richmond, VA (US)

(**) Term: **14 Years**

(21) Appl. No.: **29/437,165**

(22) Filed: **Nov. 14, 2012**

(51) **LOC (10) Cl.** **09-03**

(52) **U.S. Cl.**
USPC **D9/416**

(58) **Field of Classification Search**
USPC D9/414, 415, 418, 416, 420, 423, 424,
D9/425, 426, 428, 430-433, 434, 435, 445,
D9/449, 454, 455, 456, 465, 499, 501-503,
D9/522, 529, 643, 645, 651, 688-692,
D9/702-715, 734, 737-738, 740-742, 744,
D9/751, 755, 722, 756, 759, 760, 727, 758,
D9/749; D24/216; 220/23.87-23.89,
220/560.01, 560.1, 579; 206/273, 467;
229/87.13, 87.19, 87.07, 103.3,
229/117.17, 122.1, 122.2, 241, 245, 939,
229/940, 149; 211/40

See application file for complete search history.

(56) **References Cited**

U.S. PATENT DOCUMENTS

D333,262 S *	2/1993	Zogg	D9/734
D503,087 S *	3/2005	Dzwill et al.	D9/416
D536,965 S *	2/2007	Levy	D9/430
D594,742 S *	6/2009	Meier et al.	D9/432
D655,153 S *	3/2012	Mitten et al.	D9/420
D656,400 S *	3/2012	Bohache et al.	D9/516
D660,721 S *	5/2012	Kim	D9/721
D675,515 S *	2/2013	Villiers et al.	D9/420
D675,916 S *	2/2013	Villiers et al.	D9/420

OTHER PUBLICATIONS

<http://www.twinsupply.com/office/proddetail.asp?prod=ESS17185>
searched RMS Apr. 3, 2013.*

(Continued)

Primary Examiner — Robert M Spear

Assistant Examiner — Rhea Shields

(74) *Attorney, Agent, or Firm* — MWV Intellectual Property
Group

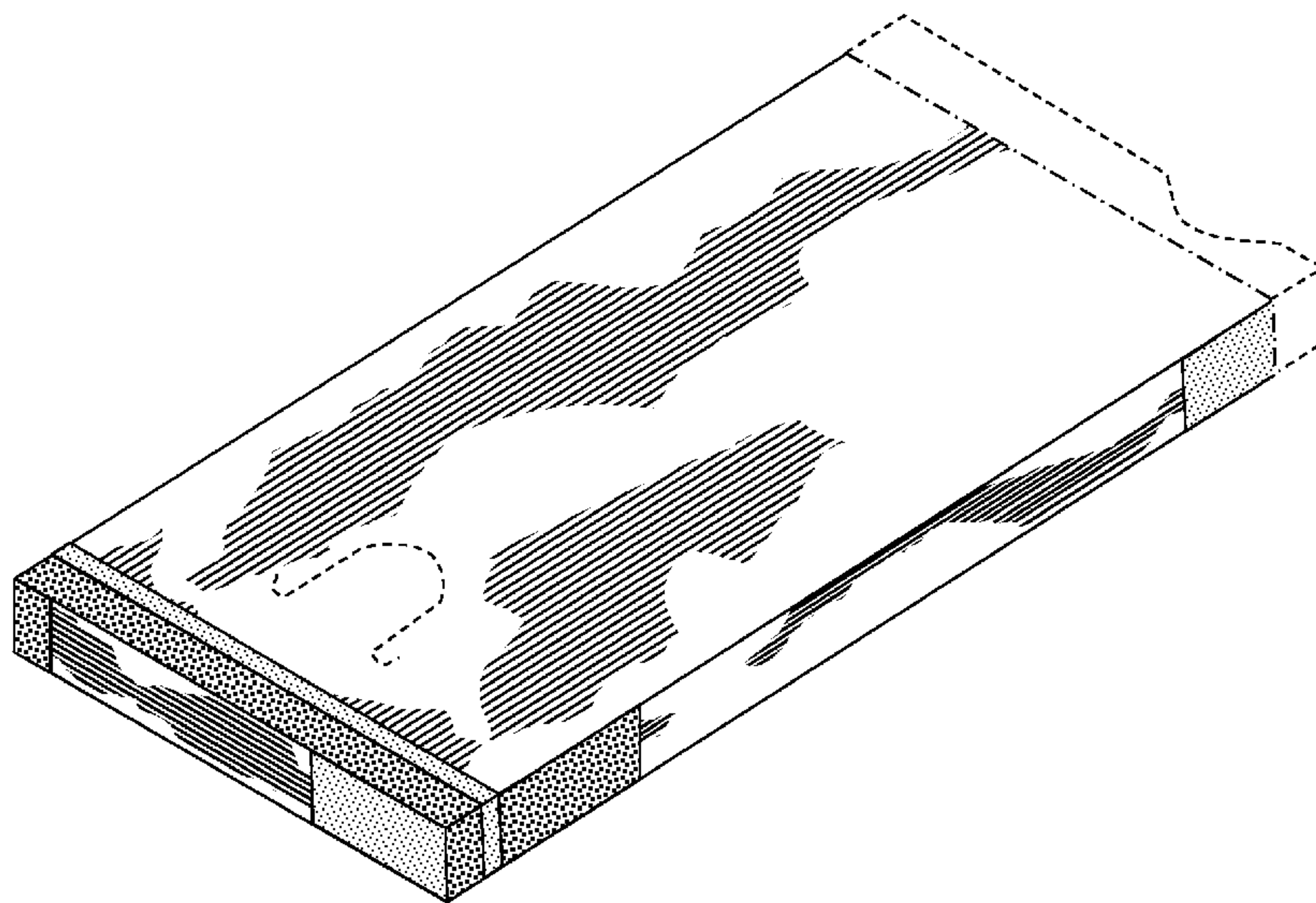
(57) **CLAIM**

The ornamental design for a package, as shown and
described.

DESCRIPTION

FIG. 1 is a top plan view of a first embodiment of a package;
FIG. 2 is a bottom plan view of the package of FIG. 1;
FIG. 3 is a left side view of the package of FIG. 1;
FIG. 4 is a right side view of the package of FIG. 1;
FIG. 5 is a rear plan view of the package of FIG. 1; and,
FIG. 6 is a top perspective view of the package of FIG. 1.
The two different types of stippling shown in FIGS. 1-6
indicate contrasting appearance, wherein the lighter stippling
represents one appearance and the darker stippling represents
a different appearance. In FIGS. 1-6, the portions with the
same type of stippling have the same appearance.
The broken lines in the figures illustrate unclaimed environ-
ment only and form no part of the claimed design.

1 Claim, 4 Drawing Sheets



(56)

References Cited

OTHER PUBLICATIONS

<http://www.office-supplies.us.com/Colored-Designs-Paper-Universal-p/unv11201.htm> searched RMS Apr. 3, 2013.*

http://www.oempromo.com/Crafts-and-gifts/Boxes/index_30.htm searched RMS Apr. 3, 2013.*

<http://blog.wholesaleonepiece.com/onn-m3-dual-core-battleship-tablet-open-box-review/> searched RMS Apr. 1, 2013.*

Pictures of cartons. 19 black/white photographs by Applicant. Color photographs will be provided to the USPTO upon request.

* cited by examiner

FIG. 1




FIG. 2




FIG. 3

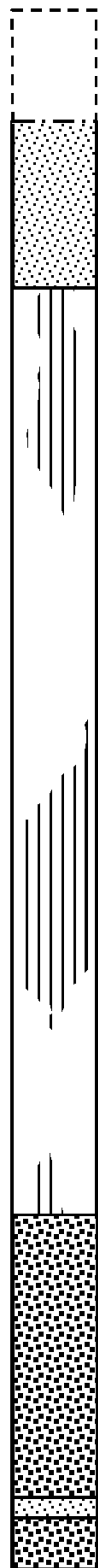


FIG. 4



FIG. 5

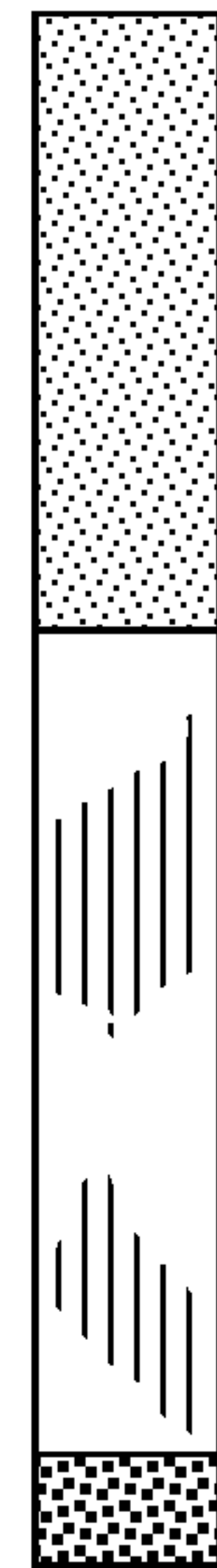


FIG. 6

