

US00D698627S

(12) **United States Design Patent**
Chance et al.

(10) **Patent No.:** **US D698,627 S**
(45) **Date of Patent:** **** Feb. 4, 2014**

(54) **CABLE CRIMP COVER**
(71) Applicant: **Stout Stuff, LLC**, Bentonville, AR (US)
(72) Inventors: **Christopher Chance**, Bella Vista, AR (US); **Thomas Lawson**, Rogers, AR (US); **Andrew Bojie**, Centerton, AR (US); **Jack Mackenzie Houser**, Bentonville, AR (US); **Timothy Hart**, Rogers, AR (US)

(73) Assignee: **Stout Stuff, LLC**, Bentonville, AR (US)
(**) Term: **14 Years**

(21) Appl. No.: **29/450,211**

(22) Filed: **Mar. 15, 2013**

(51) **LOC (10) Cl.** **08-05**

(52) **U.S. Cl.**
USPC **D8/360.1**; D13/156; D8/356

(58) **Field of Classification Search**
USPC D13/155, 154, 153, 133, 156;
D8/360.1, 355, 354, 356, 383;
70/456 R; 24/115 R, 115 G, 136 R,
24/115 M; D11/221, 212; D2/978;
351/156, 157

See application file for complete search history.

(56) **References Cited**

U.S. PATENT DOCUMENTS

D244,027 S	4/1977	Mooney et al.	
D320,367 S *	10/1991	Kalbach	D11/221
5,359,870 A *	11/1994	Reutlinger	70/456 R
D360,188 S	7/1995	Kiely et al.	
D367,036 S	2/1996	Lee	
D405,056 S	2/1999	Lee	
D425,487 S	5/2000	Lee	
D435,486 S *	12/2000	Odgard	D11/221
D437,294 S	2/2001	Amin	
D443,858 S	6/2001	Treiger et al.	

D460,739 S	7/2002	Fox	
D460,740 S	7/2002	Montena	
D460,946 S	7/2002	Montena	
D460,947 S	7/2002	Montena	
D460,948 S	7/2002	Montena	
D461,166 S	8/2002	Montena	
D461,167 S	8/2002	Montena	
D487,015 S *	2/2004	Kalbach	D8/382
6,709,100 B2 *	3/2004	Kalbach	351/156

(Continued)

Primary Examiner — Cynthia Underwood

(74) *Attorney, Agent, or Firm* — Thomas J. Oppold; Larkin Hoffman Daly & Lindgren Ltd.

(57) **CLAIM**

The ornamental design for a cable crimp cover, as shown and described.

DESCRIPTION

FIG. 1 is a top end perspective view of the cable crimp cover of the present design.

FIG. 2 is a bottom end perspective view of the cable crimp cover of FIG. 1.

FIG. 3 is a front elevation view of the cable crimp cover of FIG. 1.

FIG. 4 is a rear elevation view of the cable crimp cover of FIG. 1.

FIG. 5 is a right side elevation view of the cable crimp cover of FIG. 1.

FIG. 6 is a left side elevation view of the cable crimp cover of FIG. 1.

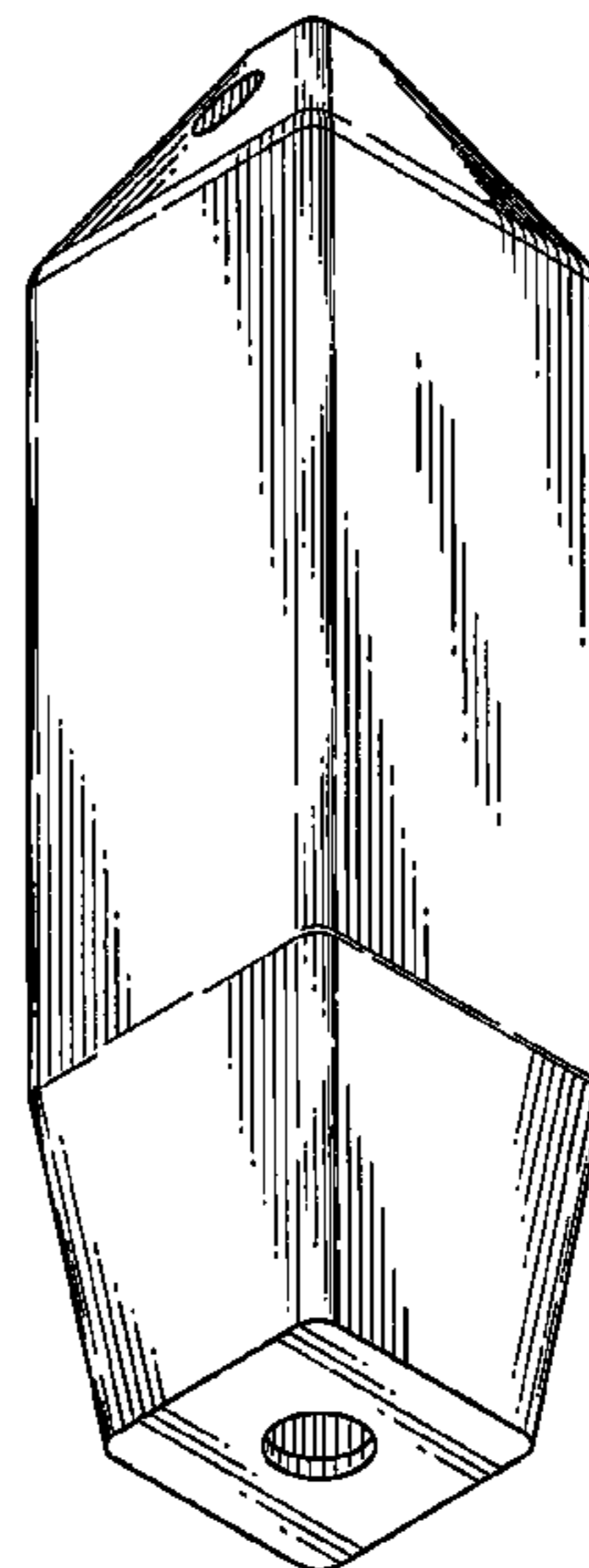

FIG. 7 is a top plan view of the cable crimp cover of FIG. 1.

FIG. 8 is a bottom plan view of the cable crimp cover of FIG. 1; and,

FIG. 9 is a side elevation view of the cable crimp cover of FIG. 1 in relation to a cable (shown in broken lines).

The broken lines illustrate environmental structure and form no part of the claimed design.

1 Claim, 5 Drawing Sheets



(56)

References Cited

U.S. PATENT DOCUMENTS

D489,336 S	5/2004	Kitamura		D620,439 S	7/2010	Higuchi	
D502,924 S	3/2005	Sirichai et al.		D626,091 S *	10/2010	Neitzel et al.	D13/156
D503,155 S	3/2005	Noji		D628,050 S *	11/2010	Petersen et al.	D8/356
D507,241 S	7/2005	Koessler		D629,290 S *	12/2010	Stevens et al.	D8/367
6,933,847 B2 *	8/2005	Feibelman	340/572.1	D633,371 S *	3/2011	Stevens et al.	D8/367
D528,163 S *	9/2006	Mandel	D19/84	D642,989 S	8/2011	Montena et al.	
D537,199 S *	2/2007	Poirier	D27/161	D643,335 S *	8/2011	Pontaoe	D11/221
D555,599 S	11/2007	Victor		D644,185 S	8/2011	Hargreaves	
D556,146 S	11/2007	Victor		D644,916 S *	9/2011	Lee	D8/356
D560,479 S *	1/2008	Yoshie et al.	D8/383	D659,649 S	5/2012	Montena et al.	
D560,616 S	1/2008	Victor		D661,256 S	6/2012	Shawgo	
D567,128 S *	4/2008	Sayegh	D10/106.94	D662,893 S	7/2012	Haberek et al.	
D577,990 S *	10/2008	Andre et al.	D8/395	D664,100 S	7/2012	Montena et al.	
D597,824 S *	8/2009	Wang	D8/356	D668,230 S	10/2012	Chu	
D599,299 S	9/2009	Parnapy et al.		D669,392 S *	10/2012	Dunn	D11/184
D607,826 S	1/2010	Shaw		D675,985 S	2/2013	Izen et al.	
D607,827 S	1/2010	Shaw		D678,199 S	3/2013	Izen et al.	
D607,828 S	1/2010	Shaw		D679,660 S	4/2013	Haberek et al.	
D607,829 S	1/2010	Shaw		D680,963 S	4/2013	Purdy	
D607,830 S	1/2010	Shaw		D682,791 S	5/2013	Nikayin	
D608,294 S	1/2010	Shaw		D682,909 S *	5/2013	Kim	D16/219
D608,353 S *	1/2010	Tsai	D14/228	D684,122 S	6/2013	Strater	
D613,137 S *	4/2010	Wieberdink et al.	D8/14	D686,164 S	7/2013	Haberek et al.	
D614,584 S *	4/2010	Neitzel et al.	D13/156	D686,576 S	7/2013	Haberek et al.	
				D686,995 S	7/2013	Nikayin	
				D686,997 S	7/2013	Inaba et al.	
				2005/0145765 A1 *	7/2005	Petzl	248/231.9

* cited by examiner




FIG. 1

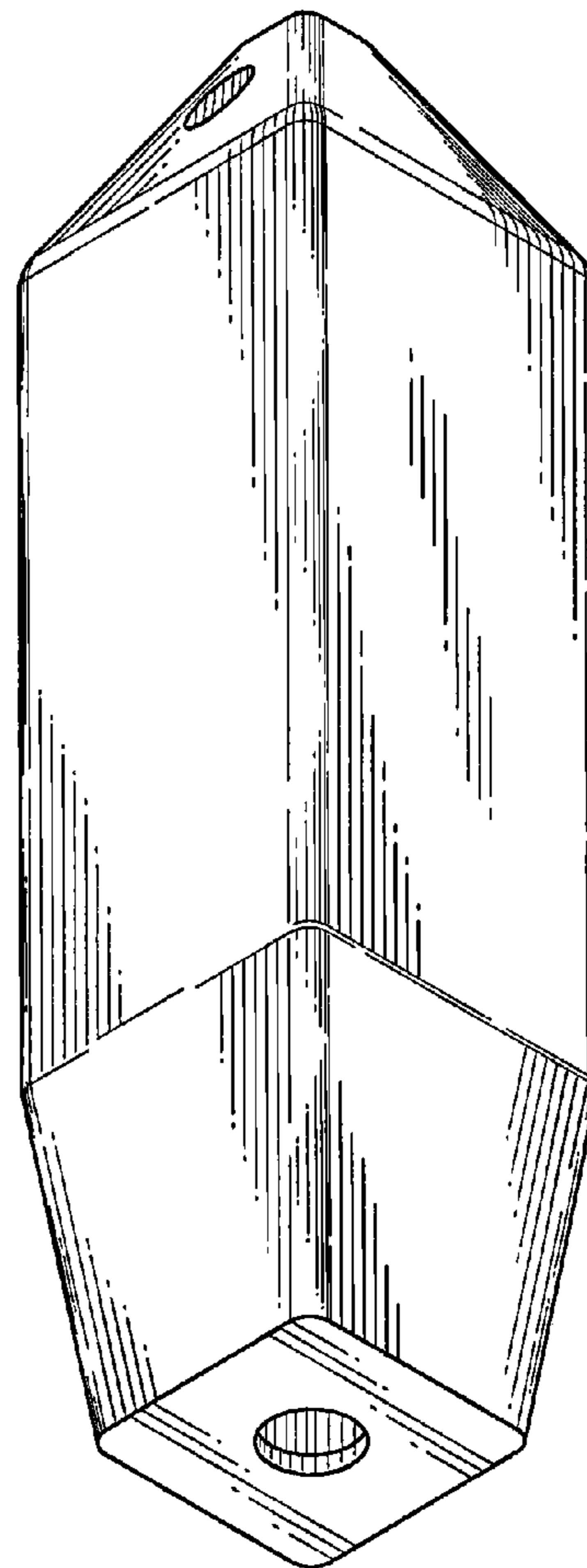


FIG. 2




FIG. 3




FIG. 4




FIG. 5



FIG. 6

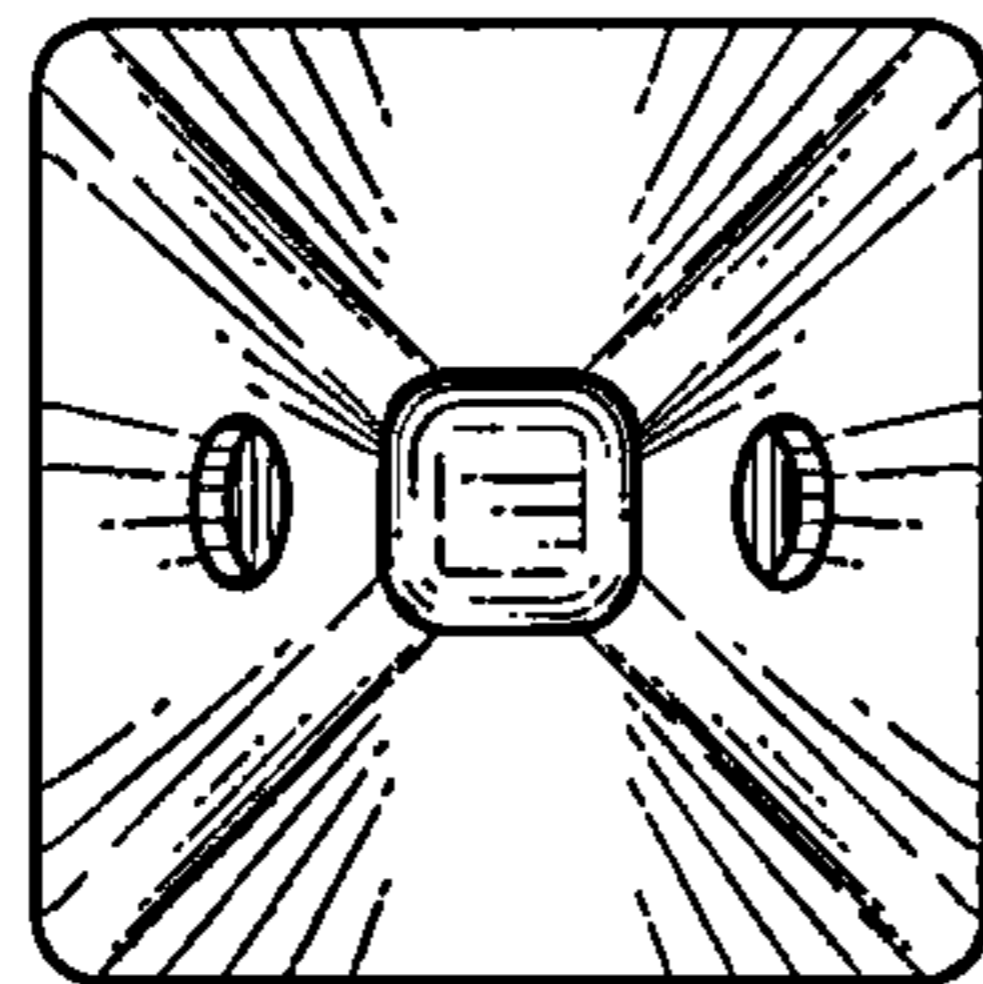


FIG. 7

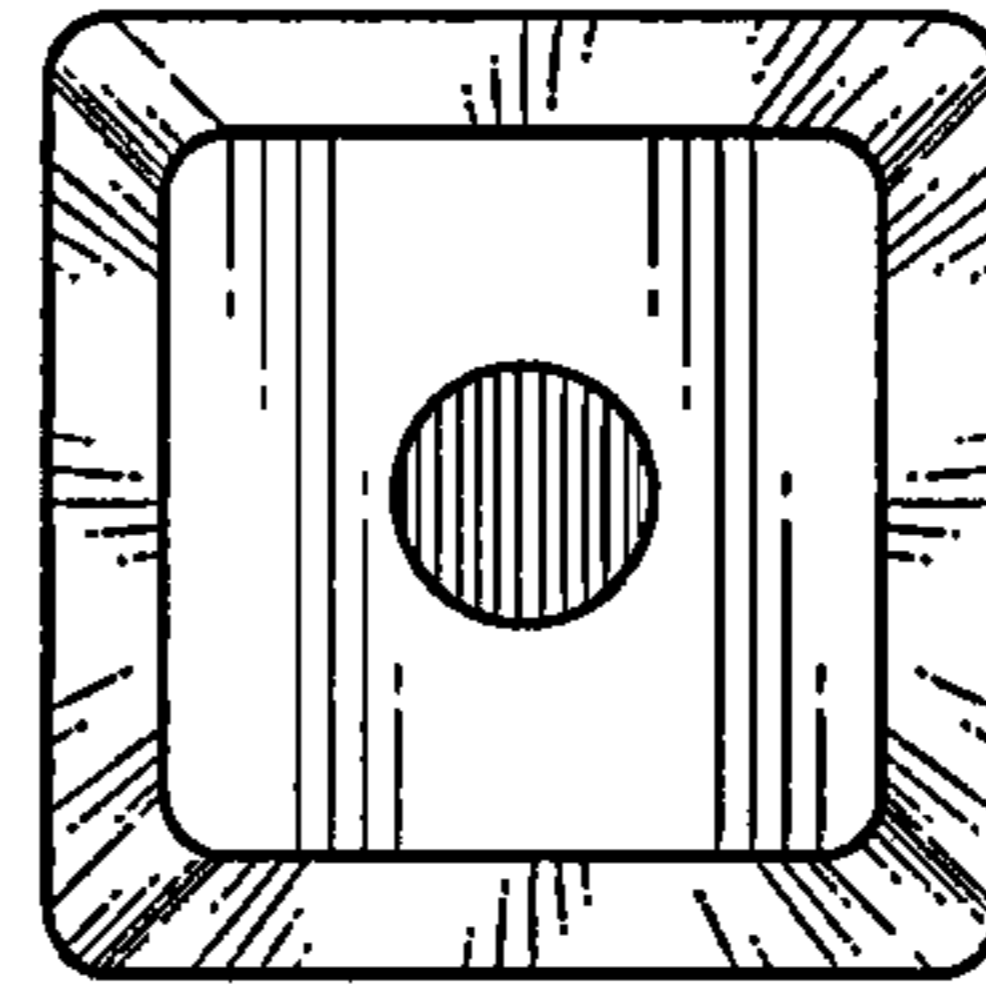


FIG. 8



FIG. 9