

US00D698620S

(12) **United States Design Patent**  
**Huang**

(10) **Patent No.:** **US D698,620 S**

(45) **Date of Patent:** **\*\* Feb. 4, 2014**

- (54) **WRENCH**
- (71) Applicant: **New Way Tools Co., Ltd.**, Taichung (TW)
- (72) Inventor: **Ping-Wen Huang**, Taichung (TW)
- (73) Assignee: **New Way Tools Co., Ltd.**, Taichung (TW)

2,890,613	A *	6/1959	Monckton	81/177.8
3,901,107	A *	8/1975	Halls	81/170
6,568,300	B1 *	5/2003	Steffe	81/126
D507,163	S *	7/2005	Hsien	D8/22
D524,126	S *	7/2006	Beckwith	D8/22
8,276,484	B2 *	10/2012	Huang	81/165
D681,409	S *	5/2013	Macor	D8/22
D684,446	S *	6/2013	Nichols et al.	D8/22
8,549,961	B2 *	10/2013	Huang	81/165
2004/0035262	A1 *	2/2004	Hsien	81/170

\* cited by examiner

(\*\*) Term: **14 Years**

(21) Appl. No.: **29/465,310**

(22) Filed: **Aug. 27, 2013**

(51) **LOC (10) Cl.** ..... **08-05**

(52) **U.S. Cl.**  
USPC ..... **D8/22**

(58) **Field of Classification Search**  
USPC ..... D8/22, 55; 81/111, 126, 124.5, 129.5,  
81/117, 133, 155, 165-170  
See application file for complete search history.

(56) **References Cited**

**U.S. PATENT DOCUMENTS**

2,232,259	A *	2/1941	Morgan	81/126
2,562,060	A *	7/1951	Pehrsson	81/126

*Primary Examiner* — Randall Gholson

(74) *Attorney, Agent, or Firm* — Alan Kamrath; Kamrath IP Lawfirm, P.A.

(57) **CLAIM**

The ornamental design for wrench, as shown and described.

**DESCRIPTION**

FIG. 1 is a perspective view of a wrench showing my new design;

FIG. 2 is a front view thereof;

FIG. 3 is a rear view thereof;

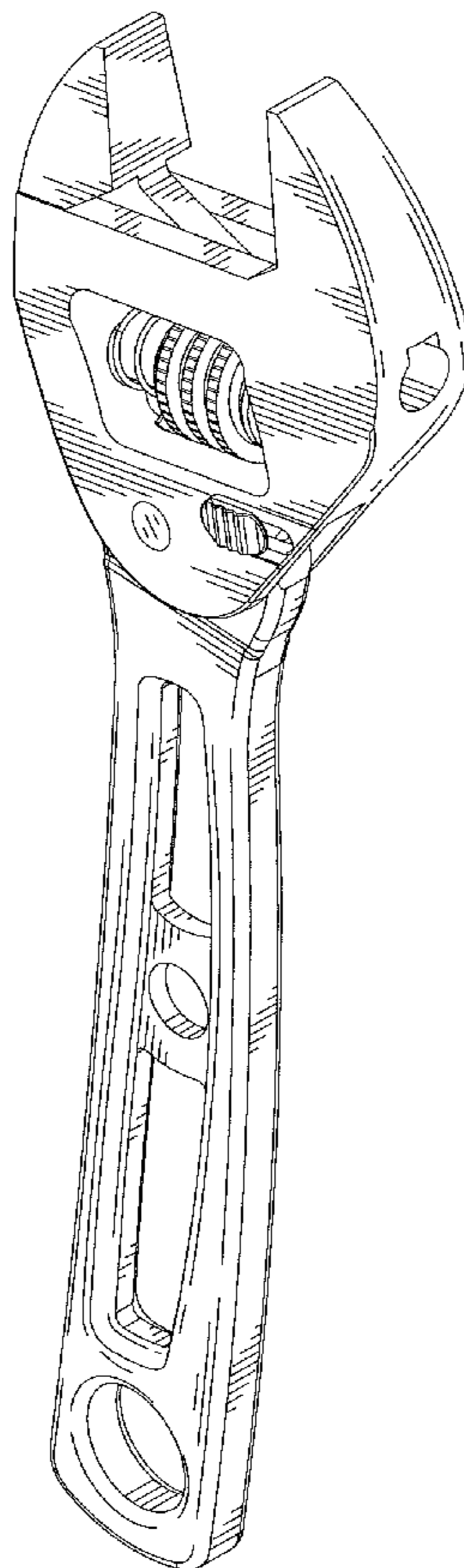
FIG. 4 is a left view thereof;

FIG. 5 is a right view thereof;

FIG. 6 is a top view thereof; and,

FIG. 7 is a bottom view thereof.

**1 Claim, 7 Drawing Sheets**



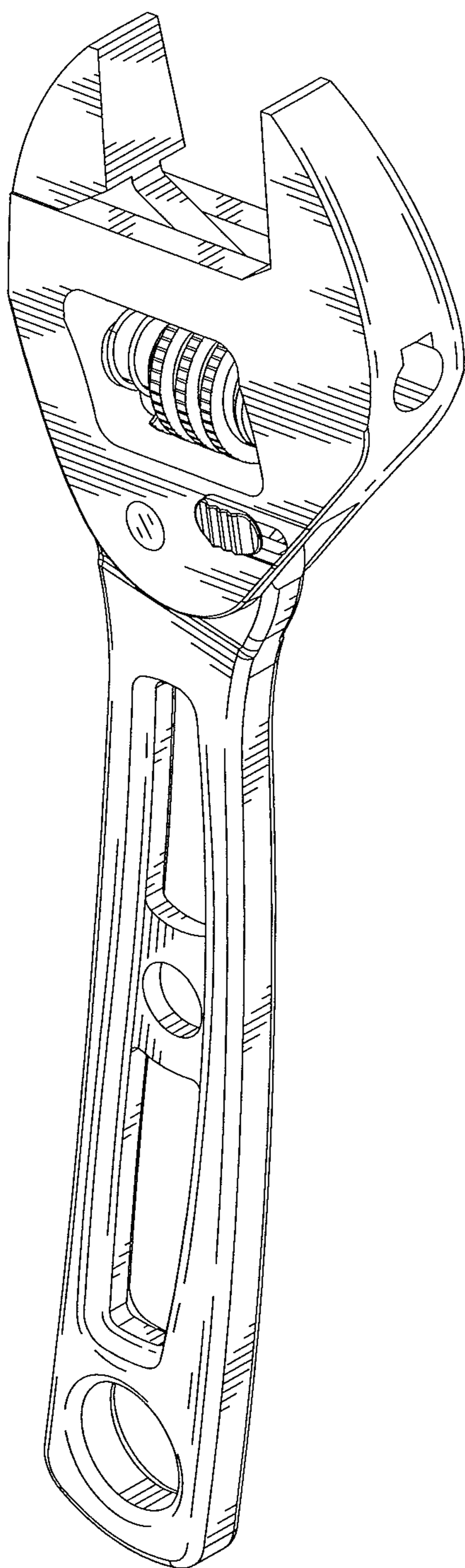


FIG. 1

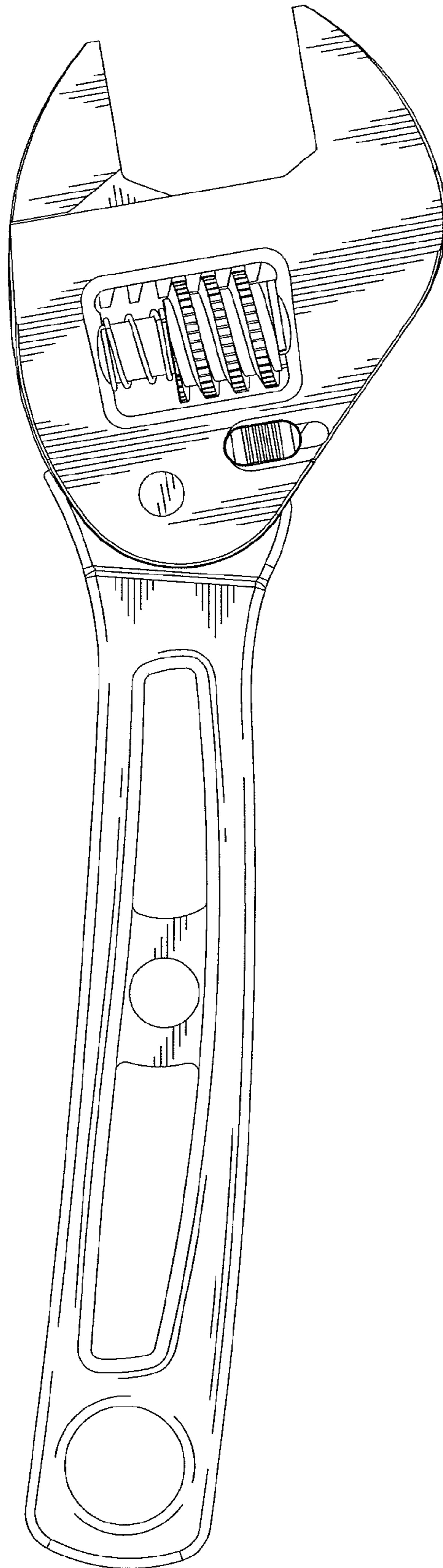


FIG. 2

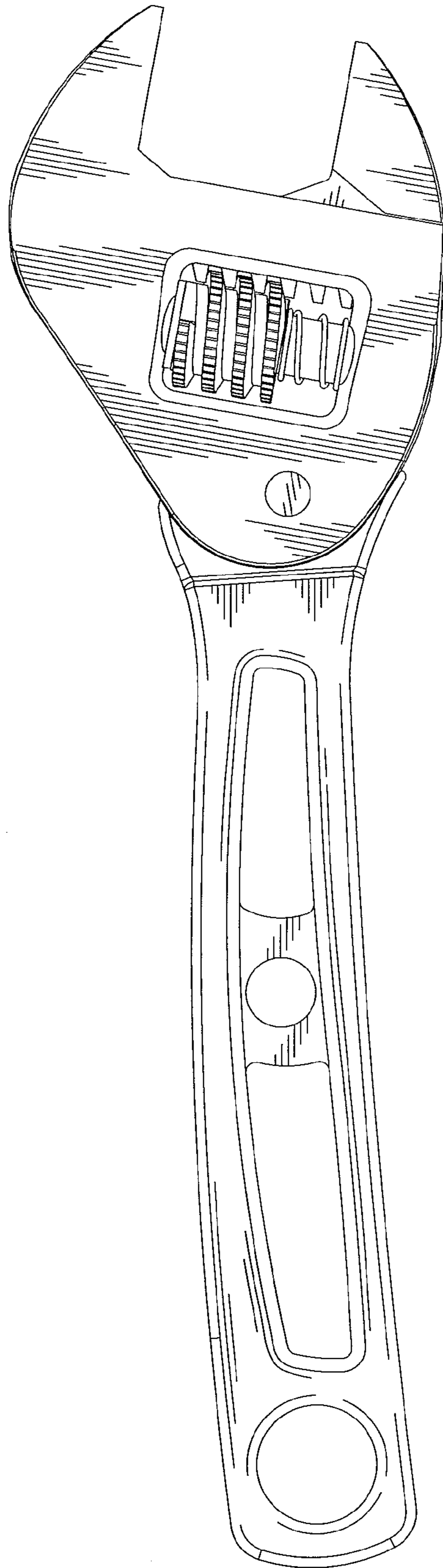


FIG. 3

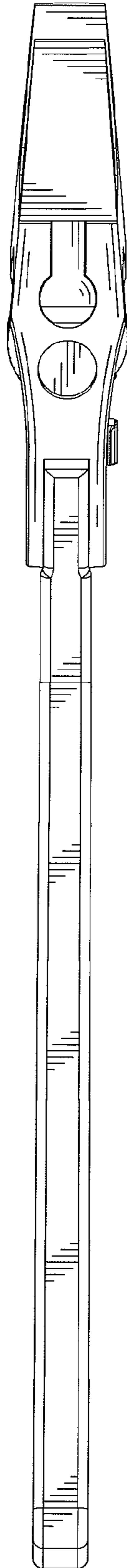


FIG. 4

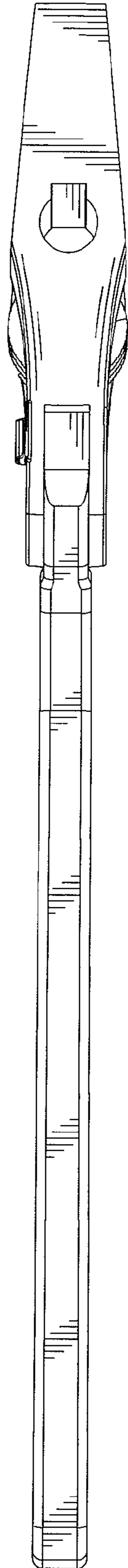


FIG. 5

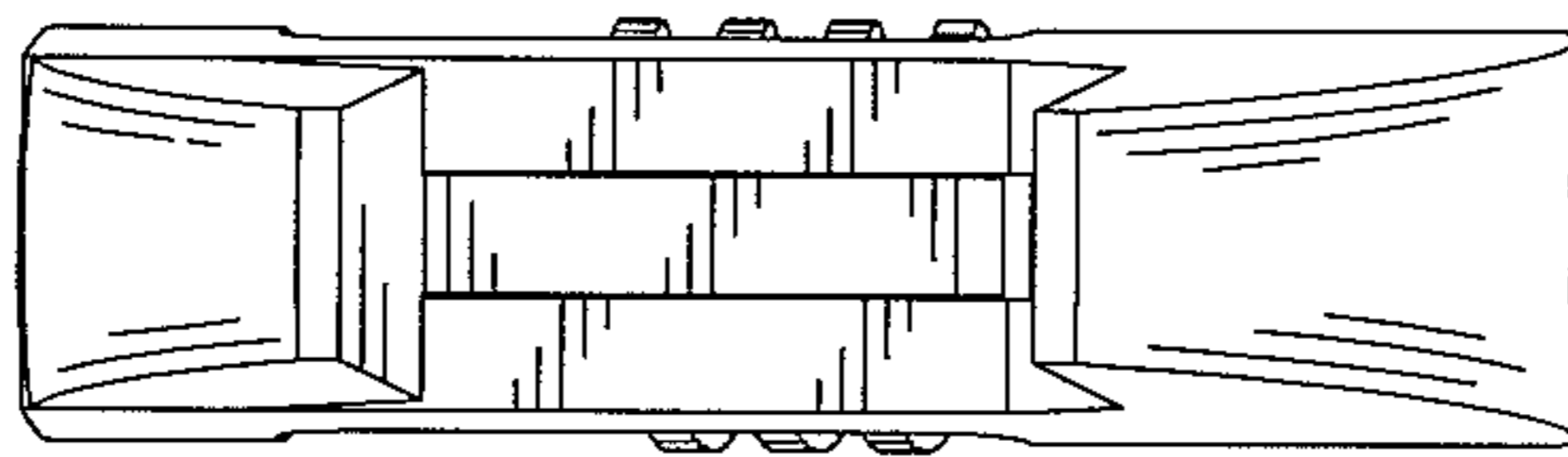


FIG. 6

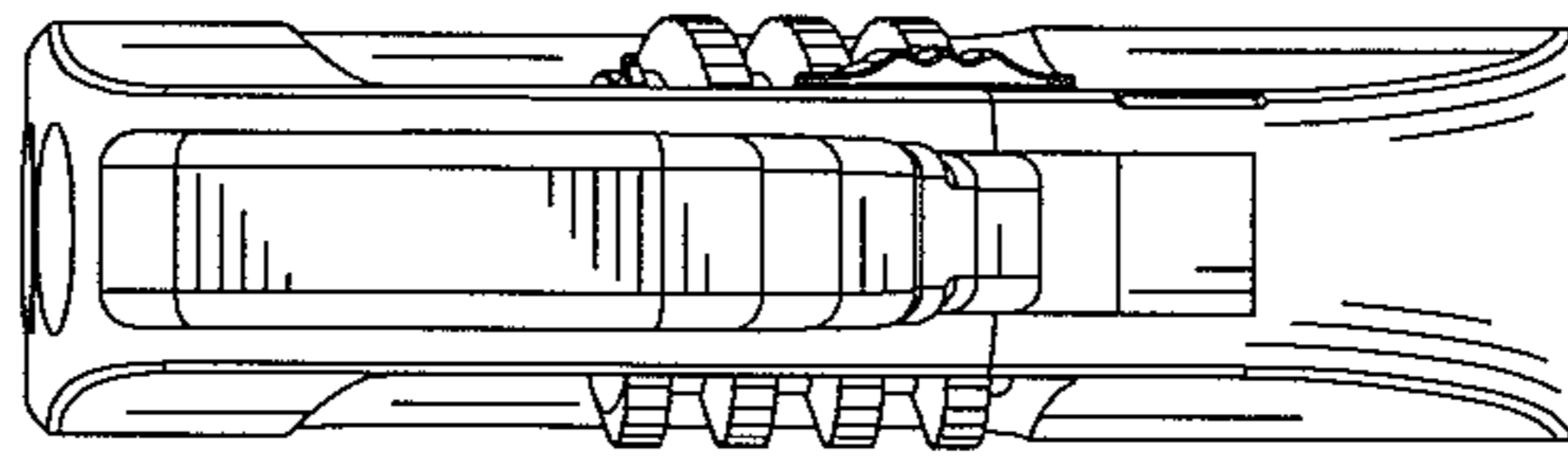


FIG. 7