



US00D698617S

(12) **United States Design Patent**  
**Evans**

(10) **Patent No.:** **US D698,617 S**

(45) **Date of Patent:** **\*\* Feb. 4, 2014**

(54) **ROOT DEFENDER**

(71) Applicant: **Donald L. Evans**, Madison, WI (US)

(72) Inventor: **Donald L. Evans**, Madison, WI (US)

(\*\*) Term: **14 Years**

(21) Appl. No.: **29/442,373**

(22) Filed: **Feb. 14, 2013**

(51) **LOC (10) Cl.** ..... **11-02**

(52) **U.S. Cl.**  
USPC ..... **D8/1; D11/152**

(58) **Field of Classification Search**  
USPC ..... D6/403–405, 556–558; D8/1;  
D11/143–156, 164; D19/77, 80, 81,  
D19/84; D25/100; D26/9–11, 16, 19;  
D34/1, 2, 4–6; D99/5, 19; 47/17, 32.4,  
47/32.5, 32.7, 33, 39, 41.01, 41.1,  
47/41.11–41.15, 44–47, 65, 65.5, 65.9,  
47/66.1, 66.2, 66.6, 66.7, 67–71

See application file for complete search history.

(56) **References Cited**

**U.S. PATENT DOCUMENTS**

1,987,255 A \* 1/1935 Husted ..... 47/32.7  
2,857,076 A \* 10/1958 Tolbert, Jr. et al. .... D11/152

3,984,941 A \* 10/1976 Chetta, Jr. .... 47/41.01  
D259,870 S \* 7/1981 Marantette ..... D11/164  
D278,613 S \* 4/1985 Einsel ..... D11/152  
4,665,645 A \* 5/1987 Schau et al. .... 47/32.7  
4,858,380 A \* 8/1989 Gayle ..... 47/45  
D322,768 S \* 12/1991 Lillelund et al. .... D11/147  
D418,651 S \* 1/2000 Dionne et al. .... D34/1  
7,752,805 B2 \* 7/2010 Lilborn ..... 47/32.7  
D641,658 S \* 7/2011 Thorn et al. .... D11/152  
D644,387 S \* 8/2011 McWhorter ..... D34/1  
2006/0005466 A1 \* 1/2006 Atchley ..... 47/39

\* cited by examiner

*Primary Examiner* — Garth Rademaker

(74) *Attorney, Agent, or Firm* — George W. Wasson

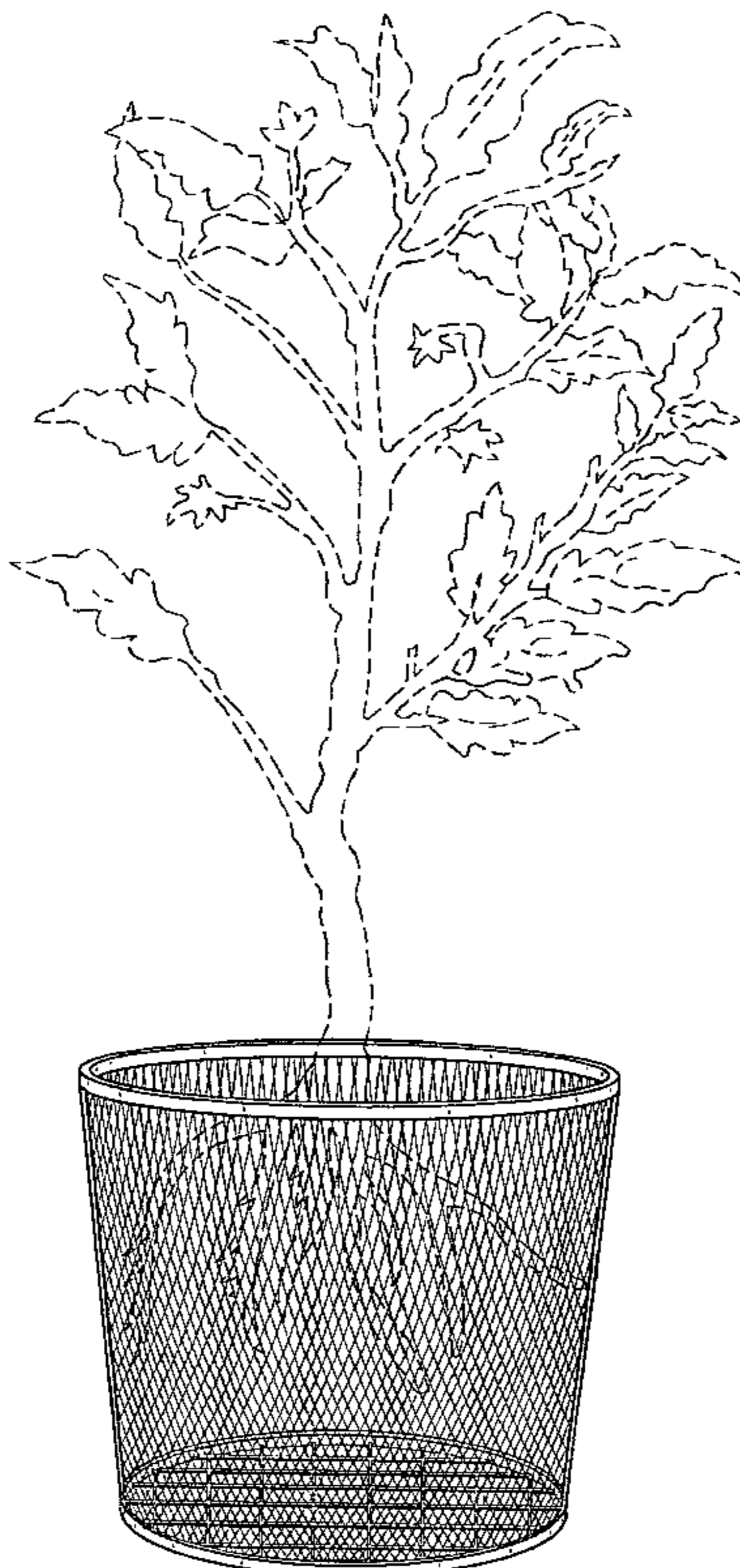
(57) **CLAIM**

The ornamental design for a root defender, as shown and described.

**DESCRIPTION**

FIG. 1 is a front elevation view of a root defender.  
FIG. 2 is a side elevation view of the root defender of FIG. 1.  
FIG. 3 is a top plan view of the root defender of FIG. 1.  
FIG. 4 is a bottom plan view of the root defender of FIG. 1.  
FIG. 5 is an isometric view of the root defender of FIG. 1; and,  
FIG. 6 shows a portion of the mesh material which forms the sidewalls of the root defender of FIG. 1 at an enlarged scale.  
The broken lines showing a plant are included to show environmental subject matter only and form no part of the claimed design.

**1 Claim, 3 Drawing Sheets**






FIG. 1




FIG. 2




FIG. 3




FIG. 4

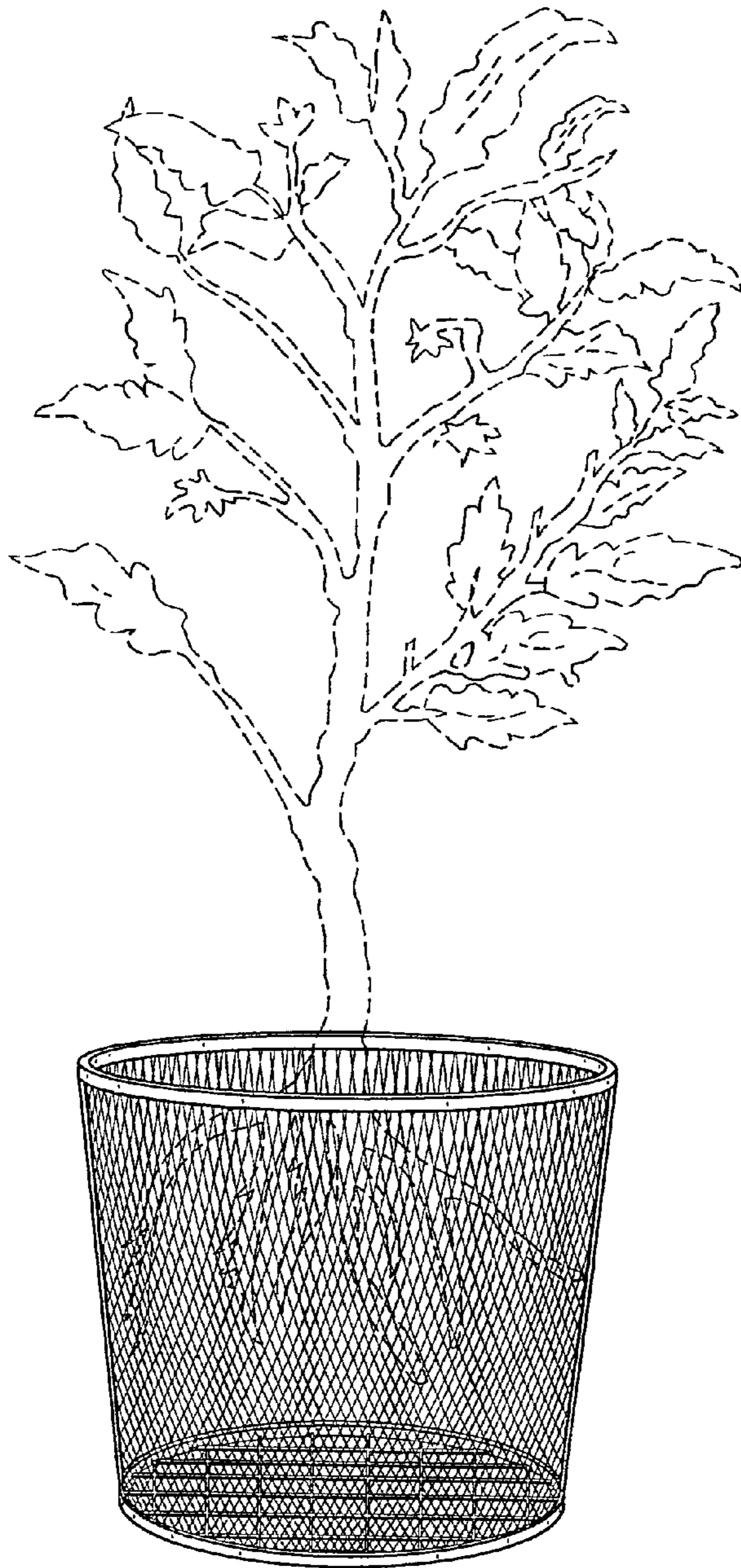


FIG. 5

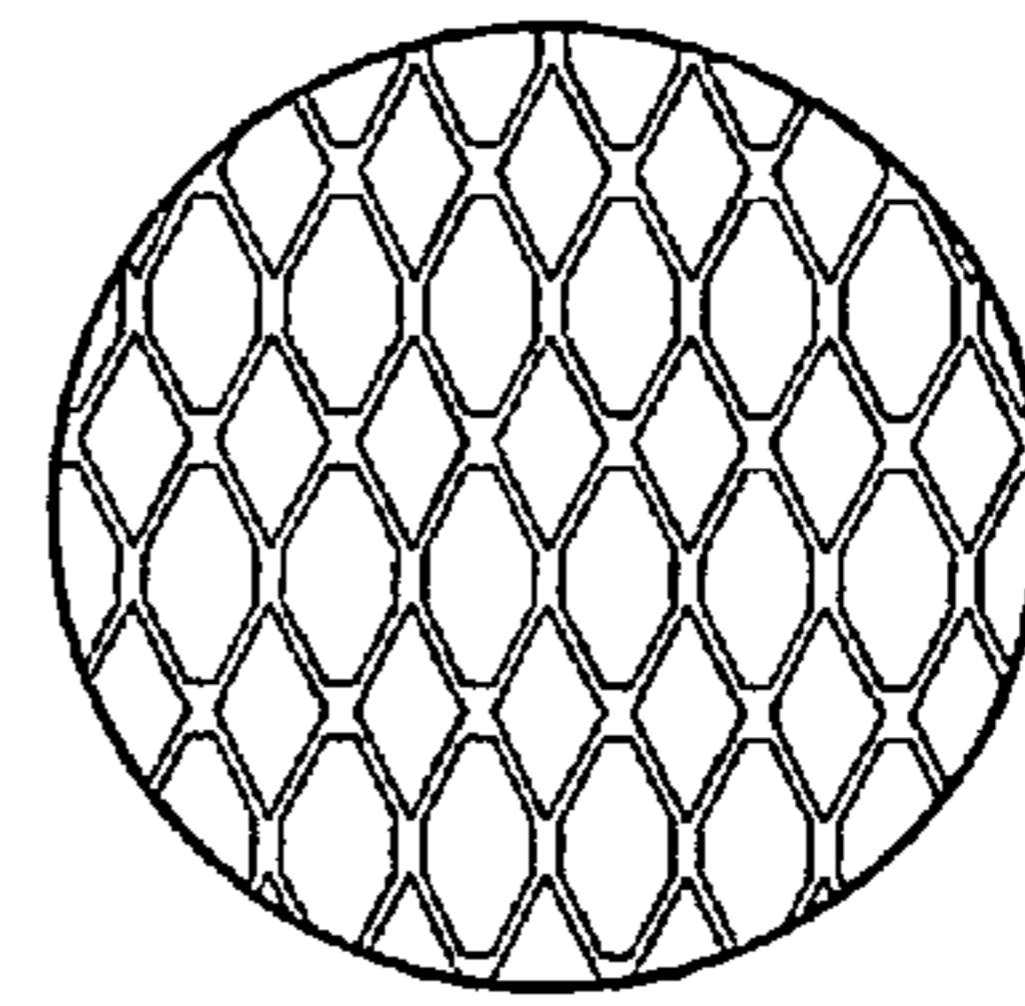


FIG. 6