

US00D698615S

(12) **United States Design Patent**
Wandrup

(10) **Patent No.:** **US D698,615 S**
(45) **Date of Patent:** **** Feb. 4, 2014**

(54) **KNIFE**

(75) Inventor: **Tobias Wandrup**, Copenhagen (DK)

(73) Assignee: **Iittala Group Oy Ab**, Helsinki (FI)

(**) Term: **14 Years**

(21) Appl. No.: **29/430,283**

(22) Filed: **Aug. 23, 2012**

(30) **Foreign Application Priority Data**

Feb. 27, 2012 (EM) 001998469-0001
Feb. 27, 2012 (EM) 001998469-0003

(51) **LOC (10) Cl.** **07-03**

(52) **U.S. Cl.**
USPC **D7/649**

(58) **Field of Classification Search**
USPC D7/368, 393-395, 401.2, 642-646,
D7/649-654, 660-664, 669, 675-676, 683,
D7/688-692, 695-696; D8/25, 83, 98-99,
D8/107, 303; 30/115, 137, 141-143,
30/147-150, 322-327, 329, 335, 340,
30/342-348, 355; 416/70 R
See application file for complete search history.

(56) **References Cited**

U.S. PATENT DOCUMENTS

D458,511 S * 6/2002 Rorke D7/395
D473,430 S * 4/2003 Fedor et al. D7/649
D513,927 S * 1/2006 Chen D7/395
D524,121 S * 7/2006 Loeb D7/649
D595,544 S * 7/2009 Thun D7/649
D623,483 S * 9/2010 Gerlach D7/649
D629,260 S * 12/2010 Krent et al. D7/649

D632,934 S * 2/2011 Thun D7/649
D649,412 S * 11/2011 Lo D7/649
D660,097 S * 5/2012 Chen D7/649
D660,098 S * 5/2012 Chen D7/649
D661,554 S * 6/2012 Thomkins D7/649
D674,670 S * 1/2013 Thun D7/649

OTHER PUBLICATIONS

Russian Office Action, dated Feb. 7, 2013, Russian Patent Application No. 2012502266, with English Translation.

* cited by examiner

Primary Examiner — Ricky Pham

(74) *Attorney, Agent, or Firm* — Andrus, Scales, Starke & Sawall, LLP

(57) **CLAIM**
The ornamental design for a knife, as shown.

DESCRIPTION

The file of this patent contains at least one photograph executed in color. Copies of this patent with color photographs will be provided by the Office upon request and payment of the necessary fee.

FIG. 1 is a left side view of a knife showing my new design; FIG. 2 is a right side view thereof, wherein the right side is a mirror image of the left side;

FIG. 3 is a perspective view thereof;


FIG. 4 is a top view thereof;

FIG. 5 is a bottom view thereof;

FIG. 6 is an enlarged front view thereof; and,

FIG. 7 is an enlarged rear view thereof.

1 Claim, 7 Drawing Sheets
(7 of 7 Drawing Sheet(s) Filed in Color)






Fig. 1




Fig. 2



Fig. 3




Fig. 4

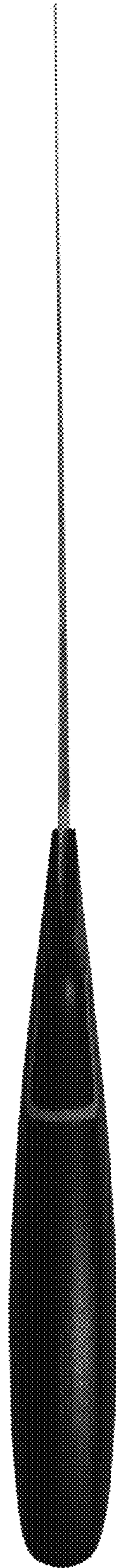


Fig. 5




Fig. 6



Fig. 7