



US00D698604S

(12) **United States Design Patent**  
**Tsai**

(10) **Patent No.:** **US D698,604 S**  
(45) **Date of Patent:** **\*\* Feb. 4, 2014**

(54) **DRAWER**

312/323, 330.1, 334.1, 334.27, 408,  
312/410, 334.44; 220/485

(71) Applicant: **Dongguan Master United Plastic & Hardware Products Co., Ltd.,**  
Dongguan (CN)

See application file for complete search history.

(72) Inventor: **Tsung-Yu Tsai,** Changhua (TW)

(56) **References Cited**

(73) Assignee: **Dongguan Master United Plastic & Hardware Products Co., Ltd.,**  
Dongguan, Guandong Province (CN)

U.S. PATENT DOCUMENTS

(\*\*) Term: **14 Years**

2,968,418	A	*	1/1961	Stoddard	.....	206/509
D380,299	S	*	7/1997	Schlaeger et al.	.....	D3/310
D433,709	S	*	11/2000	Hardy	.....	D19/75
D433,711	S	*	11/2000	Andujar	.....	D19/78
D434,074	S	*	11/2000	Hardy	.....	D19/75
D498,375	S	*	11/2004	Post et al.	.....	D6/510
D513,874	S	*	1/2006	Hardy et al.	.....	D3/306
D527,767	S	*	9/2006	Hardy	.....	D19/92
D567,553	S	*	4/2008	Post et al.	.....	D6/510
D579,246	S	*	10/2008	Snider	.....	D6/510
D579,254	S	*	10/2008	Dominique et al.	.....	D6/566
D615,328	S	*	5/2010	Snider	.....	D6/510
D624,753	S	*	10/2010	Post et al.	.....	D3/306
D653,876	S	*	2/2012	Snider	.....	D6/462

(21) Appl. No.: **29/448,381**

(22) Filed: **Mar. 12, 2013**

(51) **LOC (10) Cl.** ..... **07-06**

(52) **U.S. Cl.**  
USPC ..... **D7/600.1; D6/705.6**

(58) **Field of Classification Search**

USPC ..... D7/600, 600.1-600.4, 392, 397, 589,  
D7/590, 596, 597, 601, 602, 609, 610, 612,  
D7/614, 615, 620-623, 628-632, 637-641,  
D7/701-708, 708.1, 709, 710;  
D3/304-315, 317, 319, 302; D6/559,  
D6/560, 566, 567, 570, 571, 573, 574, 512,  
D6/705, 705.1, 705.2, 705.3, 705.4, 705.5,  
D6/705.6, 705.7, 706, 707, 707.1, 707.19,  
D6/707.15, 627, 628, 629, 631, 654,  
D6/654.11, 654.12, 654.13, 654.14,  
D6/654.15, 654.18, 654.19, 654.2, 654.22,  
D6/654.21, 655, 655.11, 655.12, 655.13,  
D6/655.14, 655.15, 655.17, 655.18,  
D6/655.19, 655.2, 655.22, 655.23, 691.9,  
D6/692.4, 692.5, 693.1, 693.2; D19/75,  
D19/77, 78, 83, 86, 92; 206/511, 557, 560,  
206/510, 513, 503; 211/1, 10, 13.1, 69.1,  
211/69.5, 70, 70.1, 70.6, 74, 77, 78, 85.1,  
211/85.2, 85.4, 85.5, 85.31, 126.9, 126.11,  
211/126.15, 129.1, 131.1, 133.2, 133.4,  
211/134, 133.5, 133.6, 181.1, 182;

(Continued)

*Primary Examiner* — Ian Simmons

*Assistant Examiner* — Shannon Morgan

(74) *Attorney, Agent, or Firm* — Muncy, Geissler, Olds & Lowe, PLLC

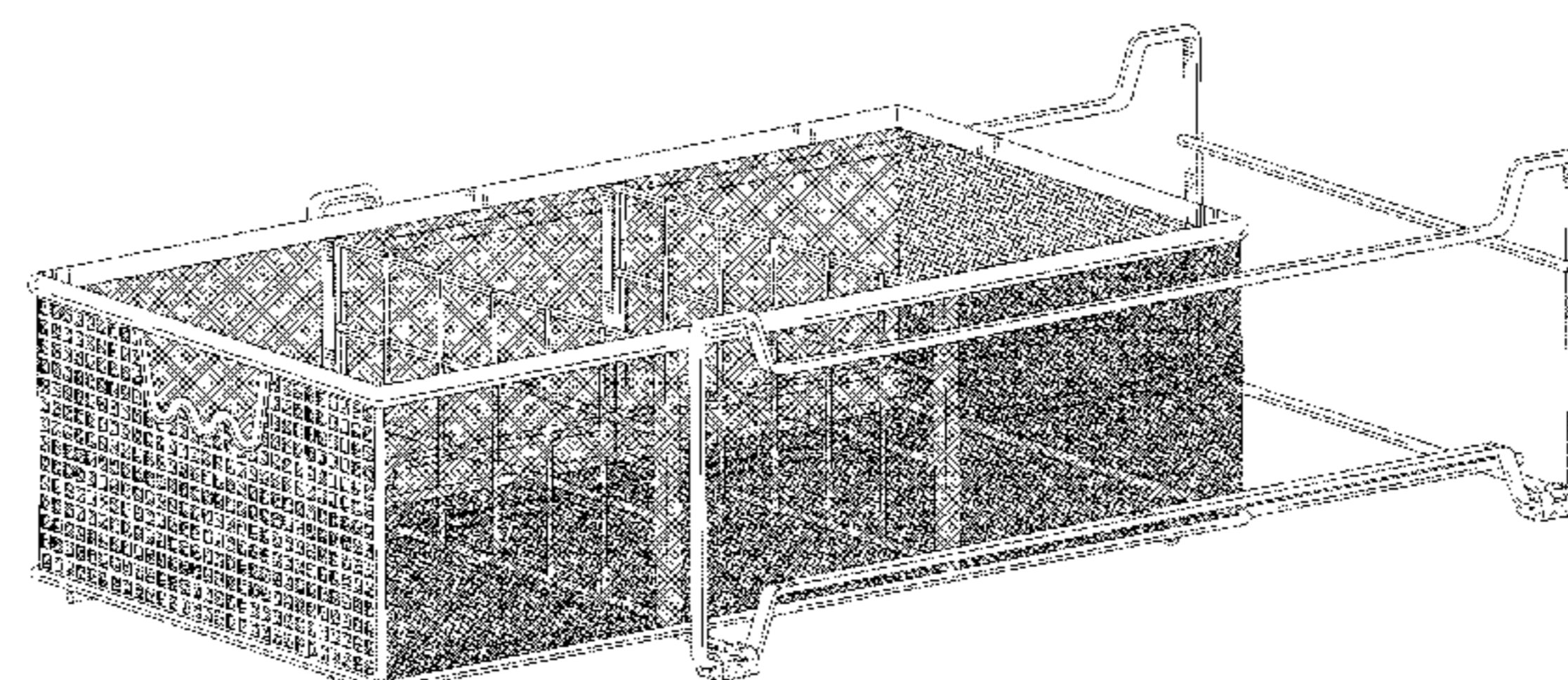
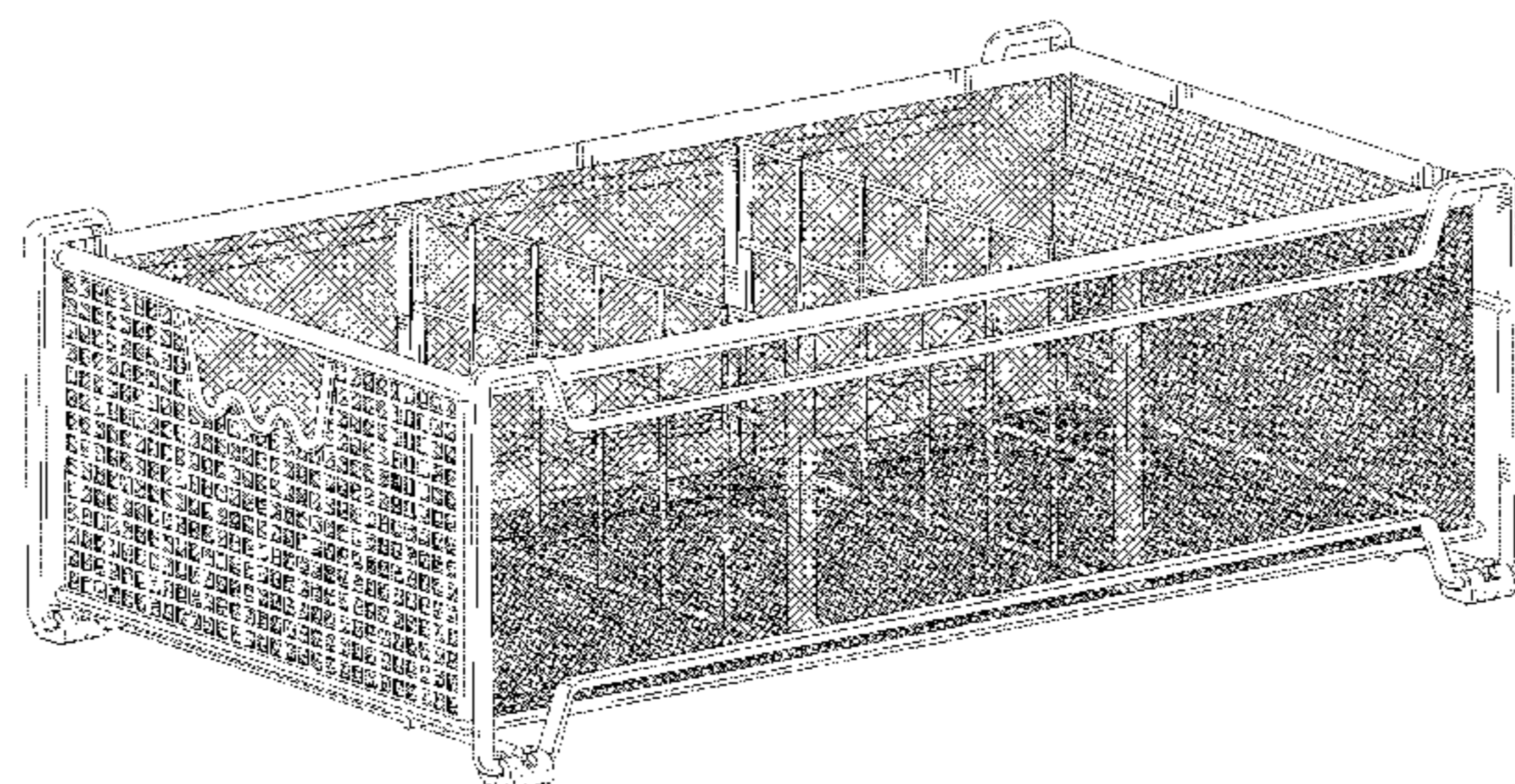
(57) **CLAIM**

The ornamental design for a drawer, as shown and described.

**DESCRIPTION**

FIG. 1 is a front, right perspective view of a drawer showing my new design;  
FIG. 2 is a front elevational view thereof;  
FIG. 3 is a rear elevational view thereof;  
FIG. 4 is a left side elevational view thereof;  
FIG. 5 is a right side elevational view thereof;  
FIG. 6 is a top plan view thereof;  
FIG. 7 is a bottom plan view thereof; and,  
FIG. 8 is a front, right perspective view shown in an open condition.

**1 Claim, 7 Drawing Sheets**



(56)

**References Cited**

U.S. PATENT DOCUMENTS

D654,292 S *	2/2012	Snider	.....	D6/510	D677,056 S *	3/2013	Hu	.....	D3/306
D654,734 S *	2/2012	Snider	.....	D6/510	D680,381 S *	4/2013	Tsai	.....	D7/600.1
D654,735 S *	2/2012	Snider	.....	D6/510	D683,567 S *	6/2013	Hsu et al.	.....	D6/675.2
8,141,737 B1 *	3/2012	Tsai	.....	220/485	D683,963 S *	6/2013	Tsai	.....	D3/304
D657,588 S *	4/2012	Snider	.....	D6/462	D684,404 S *	6/2013	Hertaus	.....	D6/705
D670,943 S *	11/2012	Hertaus	.....	D6/510	D688,487 S *	8/2013	Hertaus	.....	D6/705
D675,849 S *	2/2013	Tawil	.....	D6/705	D688,902 S *	9/2013	Hertaus	.....	D6/663
D675,850 S *	2/2013	Tawil	.....	D6/705	D689,941 S *	9/2013	Hu	.....	D19/77
					D689,946 S *	9/2013	Hu	.....	D19/92
					2005/0077299 A1 *	4/2005	Cheng et al.	.....	220/485
					2005/0205578 A1 *	9/2005	Yeh	.....	220/485

\* cited by examiner

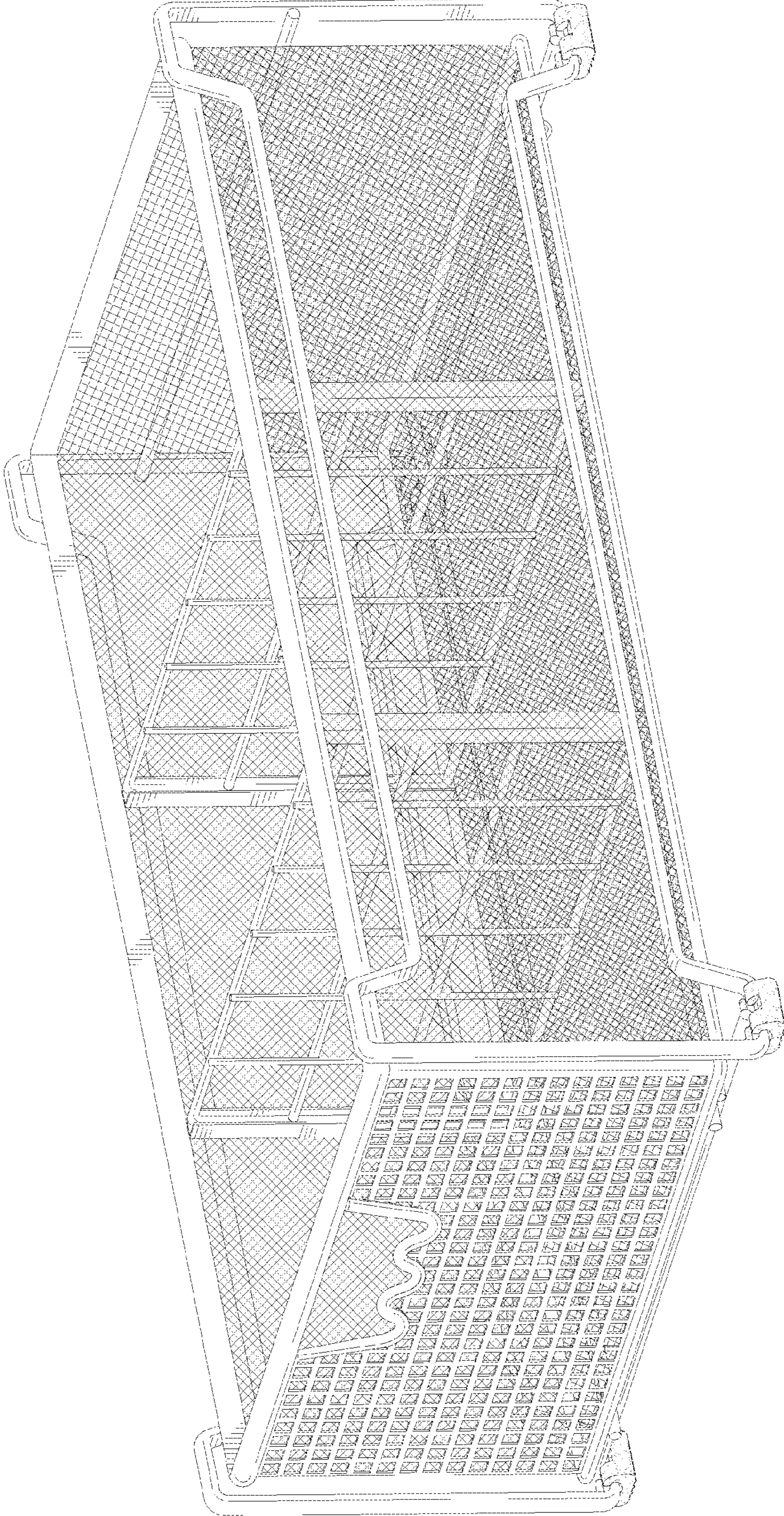


FIG. 1

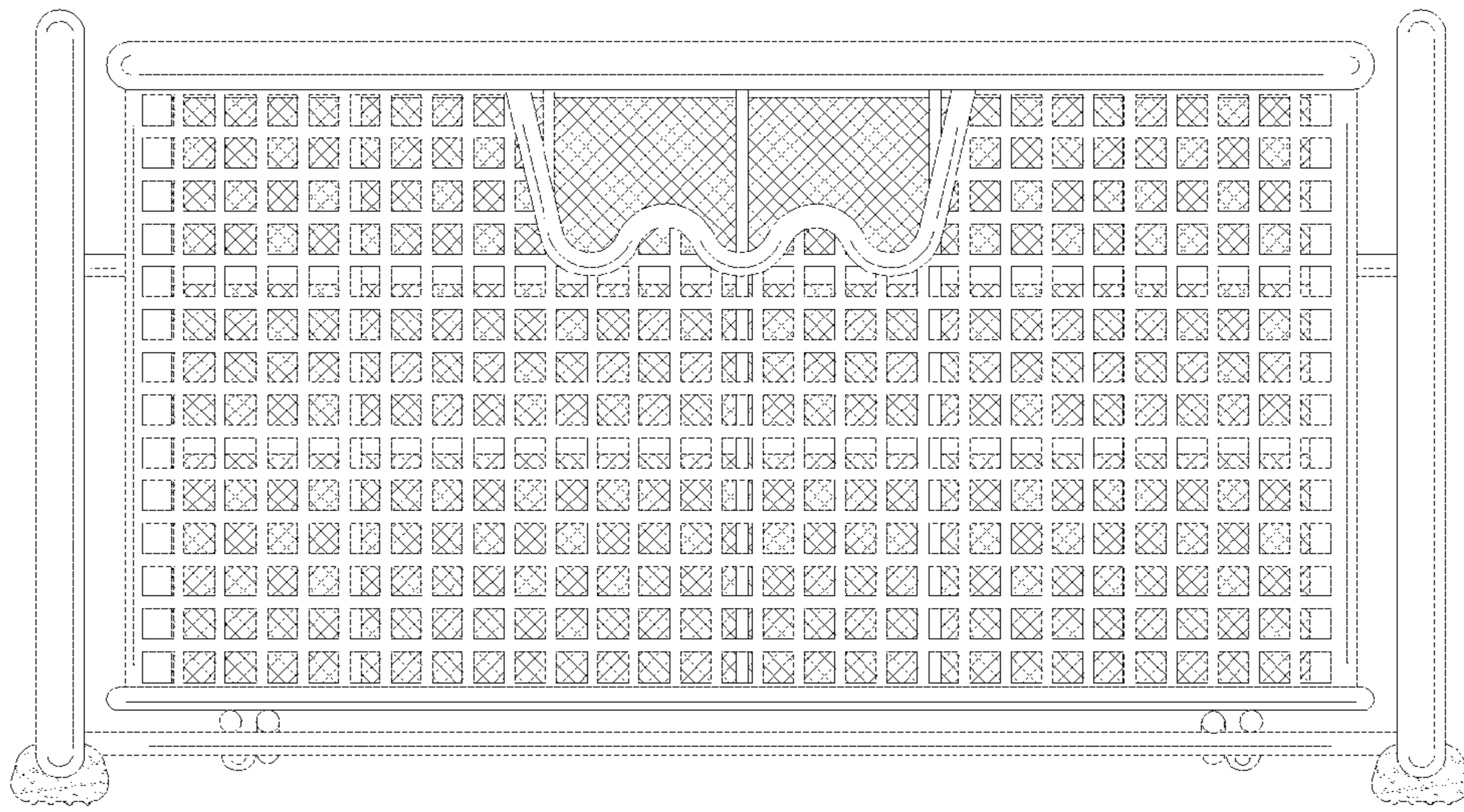


FIG. 2




FIG. 3




FIG.4




FIG. 5




FIG.6




FIG. 7



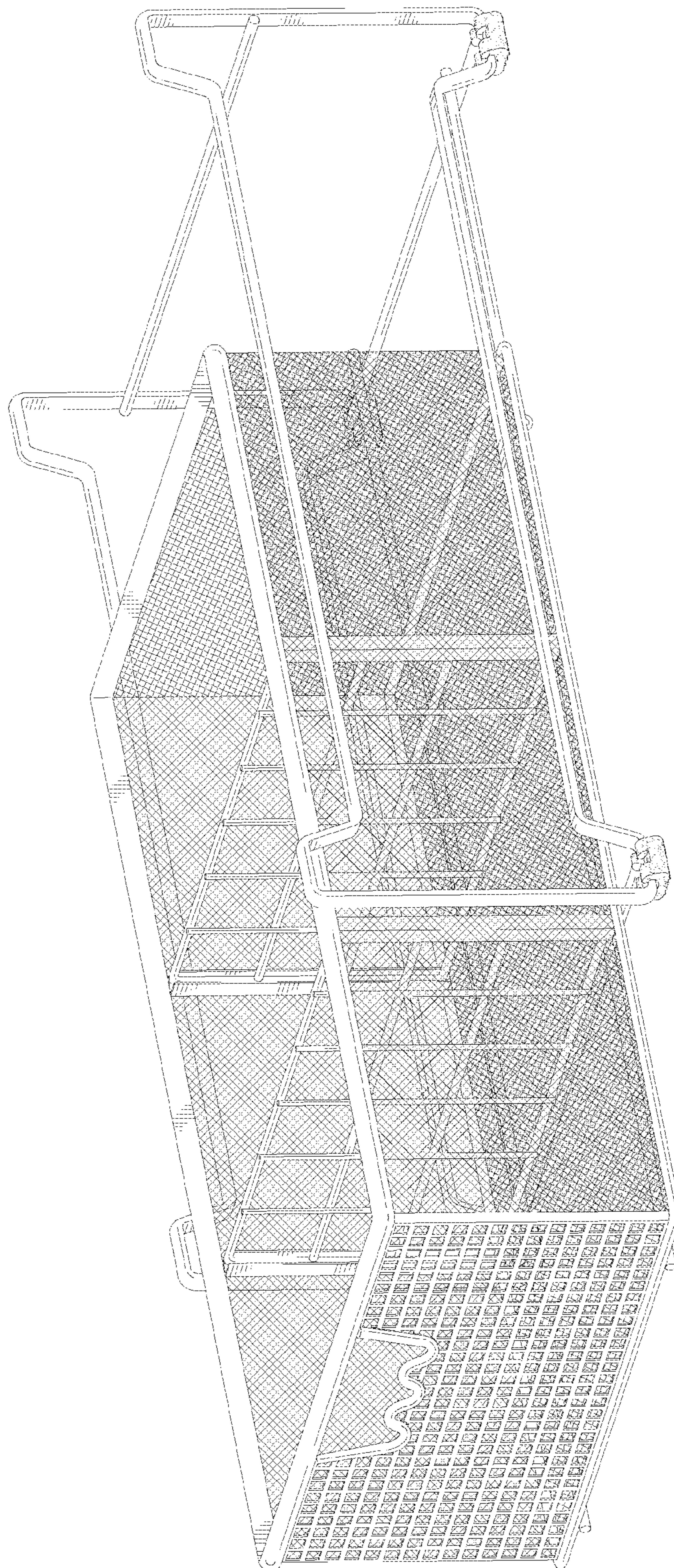


FIG. 8