



US00D698600S

(12) **United States Design Patent**
Aslan

(10) **Patent No.:** **US D698,600 S**

(45) **Date of Patent:** **** Feb. 4, 2014**

(54) **COLLAR WITH HANDLES**

(71) Applicant: **Adlin Aslan**, Jakarta (ID)

(72) Inventor: **Adlin Aslan**, Jakarta (ID)

(73) Assignee: **Munchkin, Inc.**, Van Nuys, CA (US)

(**) Term: **14 Years**

(21) Appl. No.: **29/447,321**

(22) Filed: **Mar. 1, 2013**

(51) **LOC (10) Cl.** **07-02**

(52) **U.S. Cl.**
USPC **D7/393**; D7/396.2

(58) **Field of Classification Search**
USPC D7/393, 394, 395, 318, 319, 320, 509,
D7/510, 533, 534, 535, 619.1, 622, 623,
D7/392, 396.2; D9/527, 531, 533, 434,
D9/443; D24/197, 199; 215/11.1-11.6,
215/387, 395, 396; 220/212.5, 703, 710.5,
220/714, 719

See application file for complete search history.

(56) **References Cited**

U.S. PATENT DOCUMENTS

D329,355 S	9/1992	Yagi
D366,987 S	2/1996	Allegre
D368,529 S	4/1996	Allegre
D375,655 S	11/1996	King
D454,642 S	3/2002	Hakim

D476,849 S	7/2003	Randolph	
D513,932 S	1/2006	De Oliveira	
D515,867 S *	2/2006	Randolph et al.	D7/396.2
D559,624 S *	1/2008	Carreno	D7/534
7,562,789 B2 *	7/2009	Randolph et al.	220/710.5
D616,706 S	6/2010	Bofinger et al.	
D630,048 S *	1/2011	Boonprasop	D7/393
D644,067 S	8/2011	Valderrama	
D652,248 S	1/2012	Valderrama	
8,256,641 B2 *	9/2012	Randolph et al.	220/710.5
8,333,299 B2 *	12/2012	Kemper et al.	220/719
D688,099 S *	8/2013	Hsu	D7/534
D688,524 S *	8/2013	Hsu	D7/534

* cited by examiner

Primary Examiner — Cynthia M Chin

(74) *Attorney, Agent, or Firm* — Robert Z. Evora, Esq.

(57) **CLAIM**

The ornamental design for a collar with handles, as shown and described.

DESCRIPTION

FIG. 1 is an upper rear perspective view of a collar with handles in accordance with the new design.

FIG. 2 is a front view thereof;

FIG. 3 is a top view thereof;

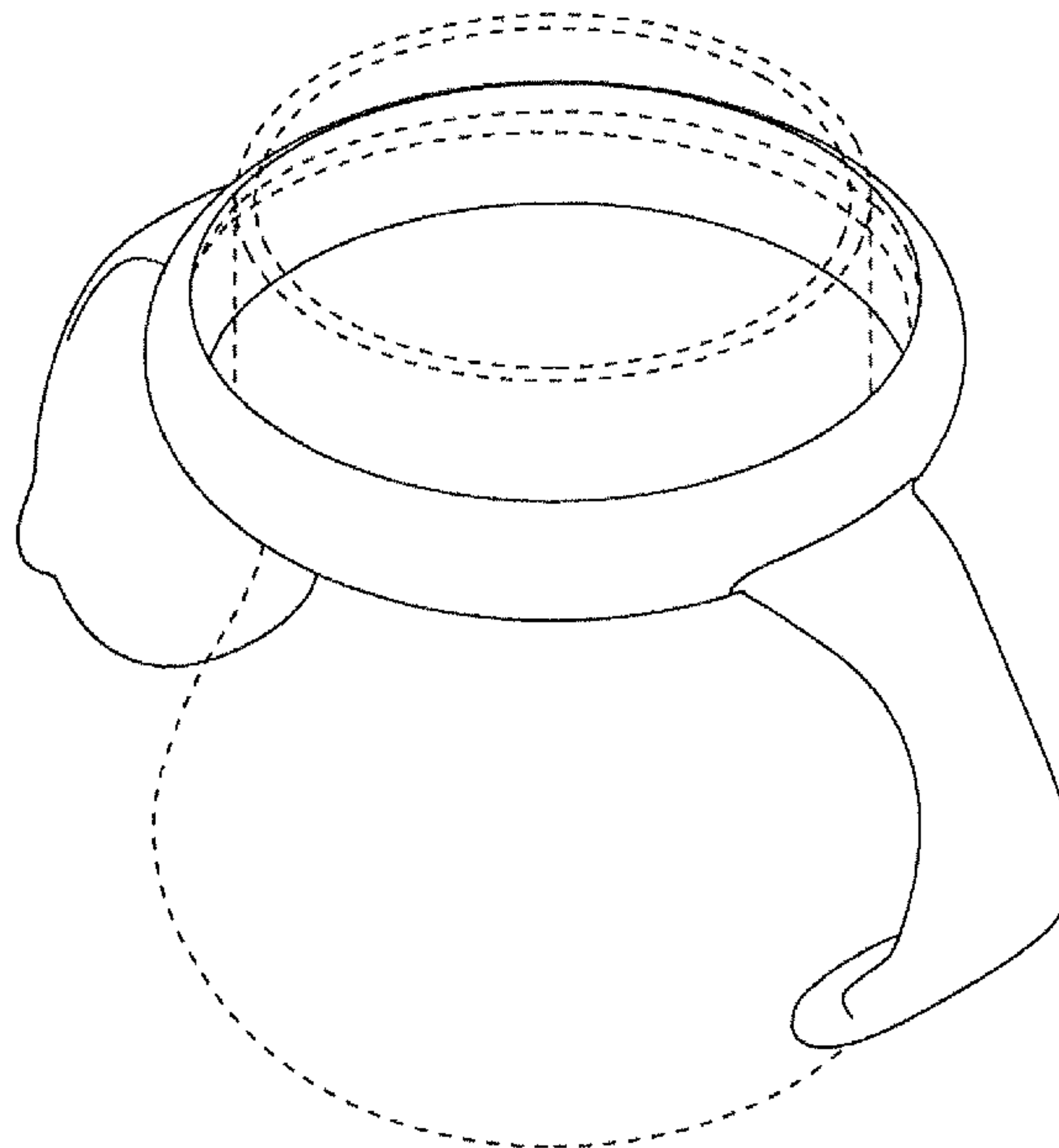
FIG. 4 is a right side view thereof;

FIG. 5 is a bottom view thereof; and,

FIG. 6 is a left side view thereof.

The broken lines shown in the drawings represent environmental structure in FIGS. 1, 3 and 5 that form no part of the claimed design.

1 Claim, 3 Drawing Sheets



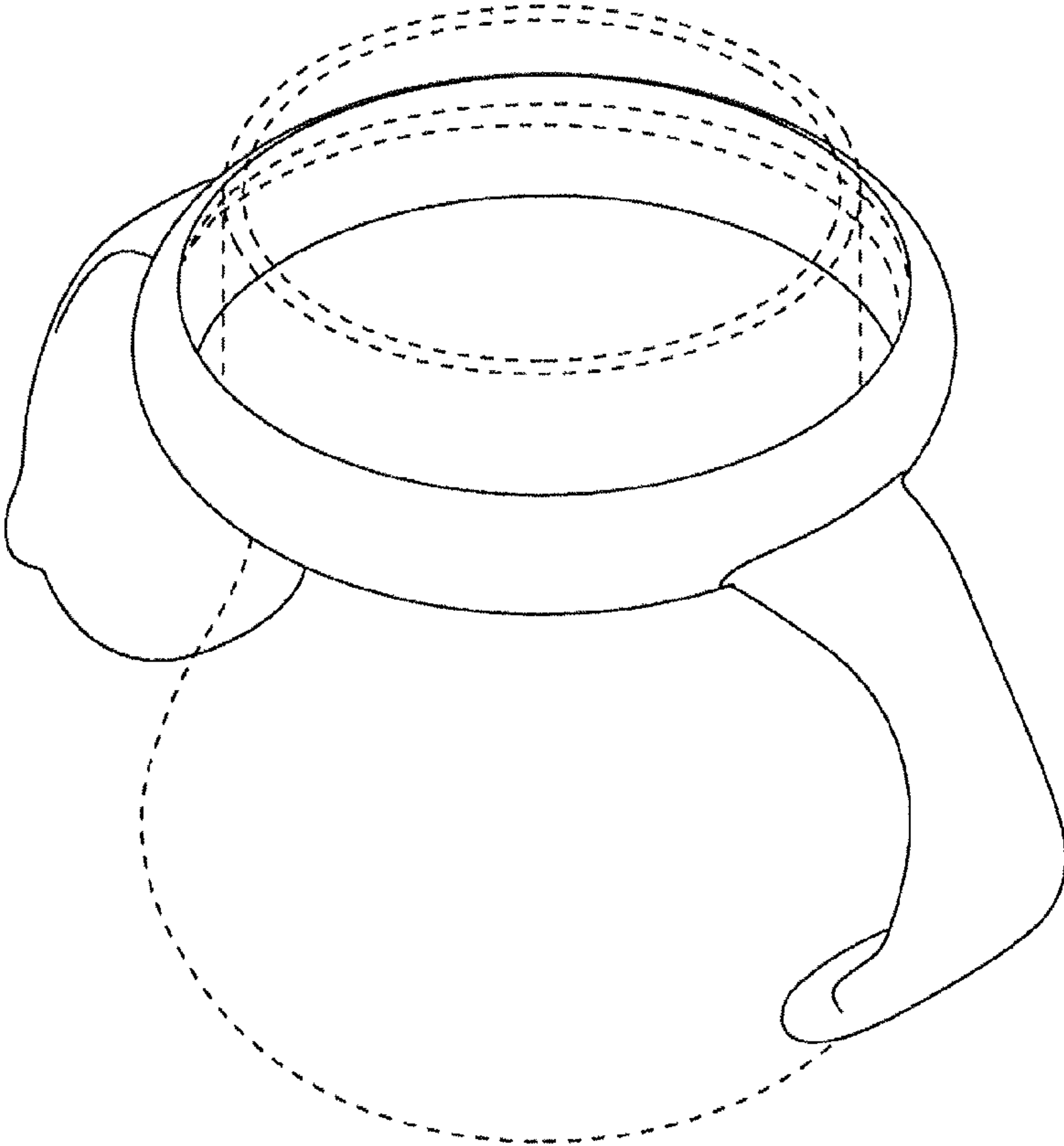


FIG. 1

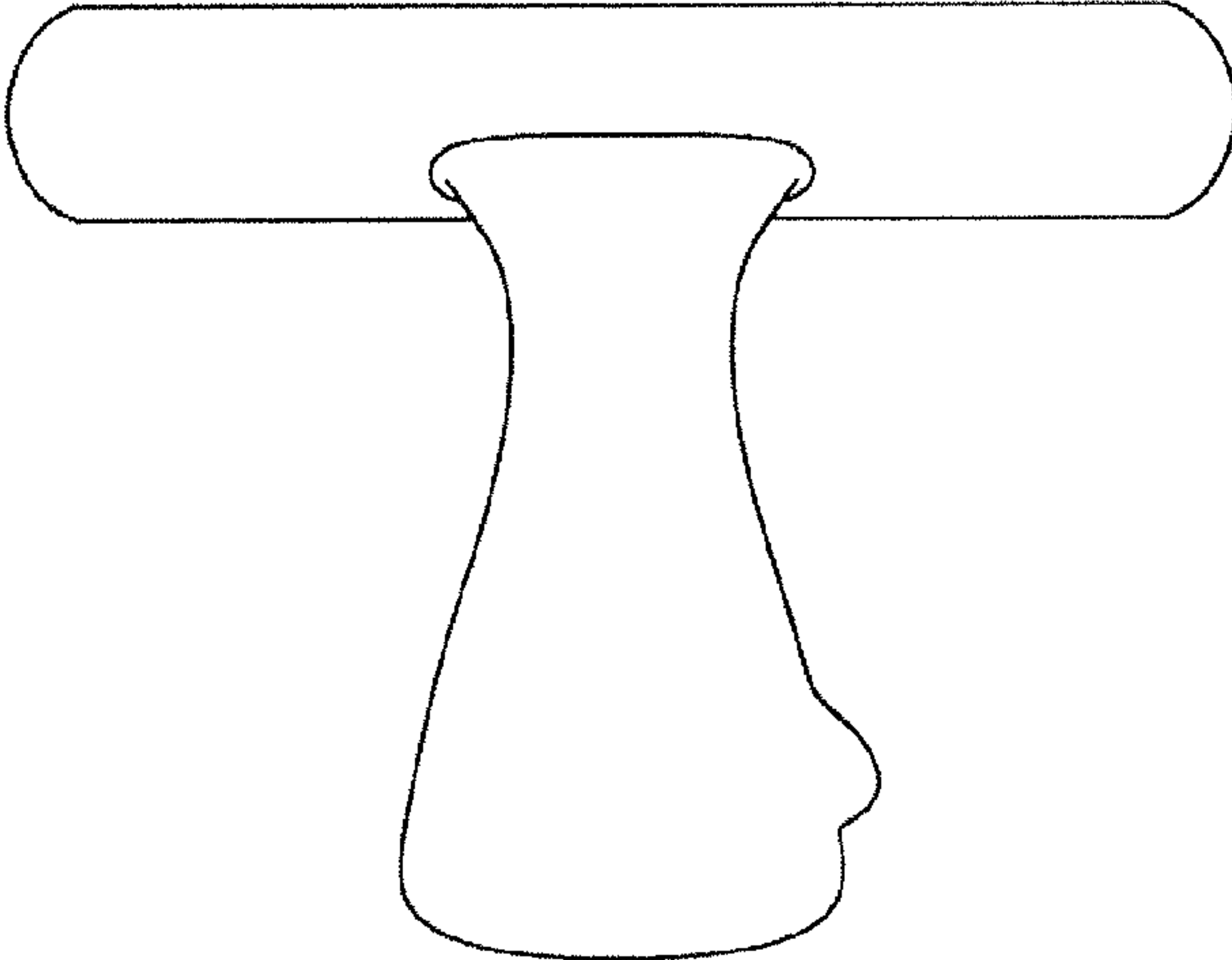


FIG. 2

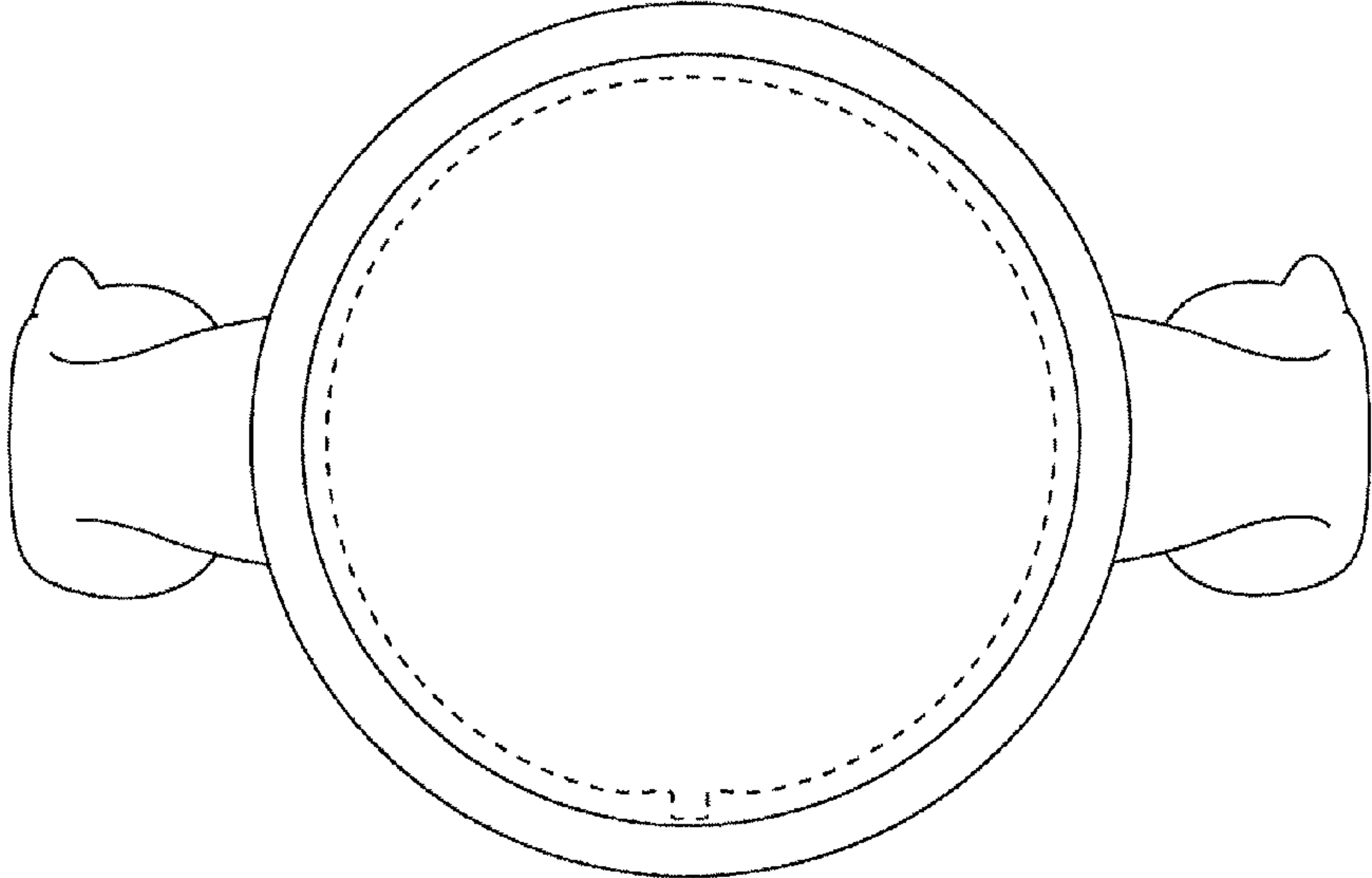


FIG. 3




FIG. 4

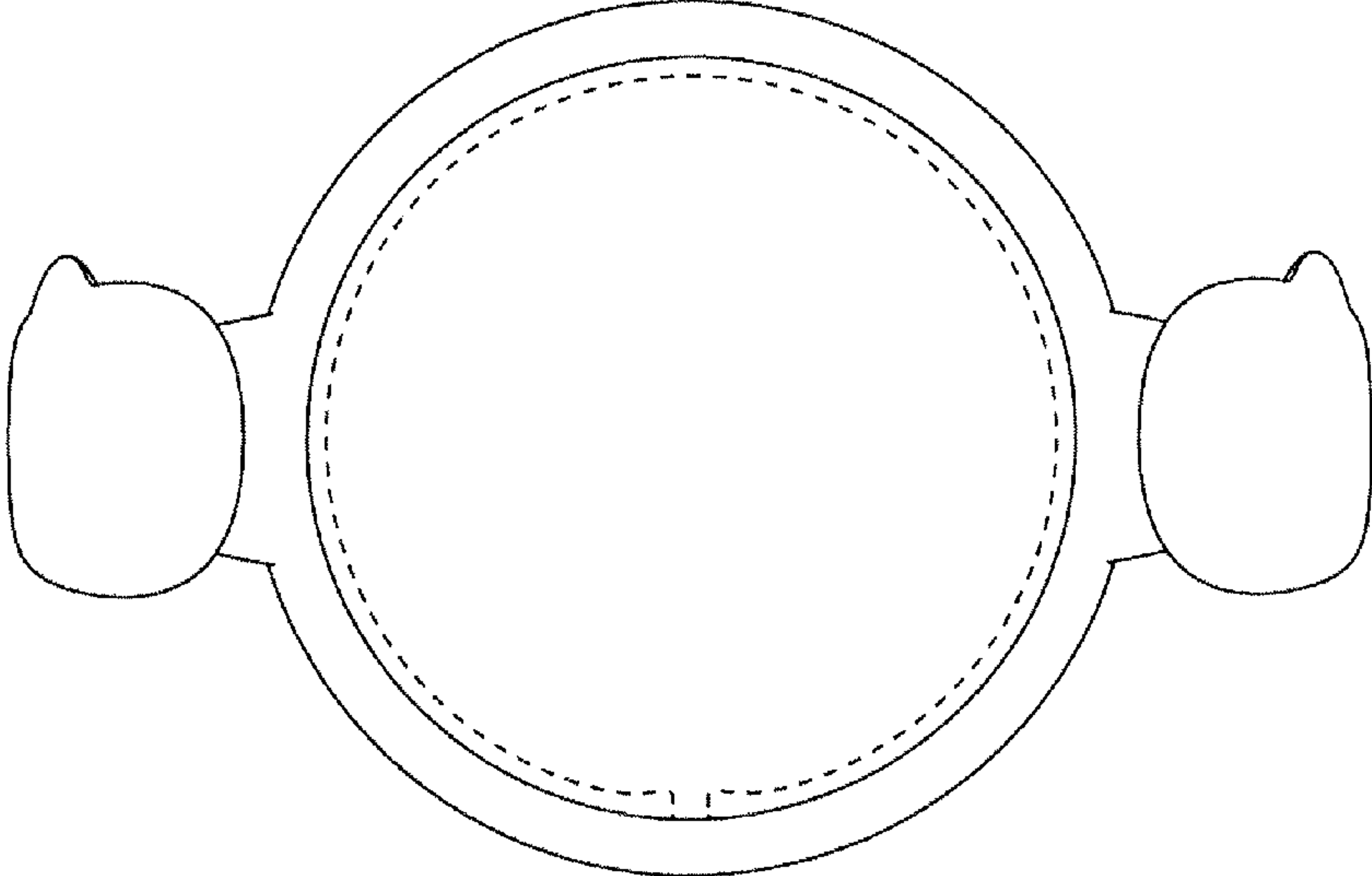


FIG. 5




FIG. 6