

US00D698589S

(12) **United States Design Patent**
Troyner et al.

(10) **Patent No.:** **US D698,589 S**
(45) **Date of Patent:** **** Feb. 4, 2014**

(54) **WIRE RACK SHELF**

(75) Inventors: **Anthony J. Troyner**, Shorewood, IL (US); **David J. Wojtowicz**, Orland Park, IL (US); **Mitchell Liss**, Northbrook, IL (US)

(73) Assignee: **Edsal Manufacturing Co., Inc.**, Chicago, IL (US)

(**) Term: **14 Years**

(21) Appl. No.: **29/391,555**

(22) Filed: **May 10, 2011**

Related U.S. Application Data

(63) Continuation-in-part of application No. 29/365,087, filed on Jul. 2, 2010, now Pat. No. Des. 637,427.

(51) **LOC (10) Cl.** **06-06**

(52) **U.S. Cl.**
USPC **D6/705.6**

(58) **Field of Classification Search**
USPC D6/396-397, 449, 461-462, 465, 474, D6/476-479, 499, 509, 511, 513, 566, 705, D6/705.6; 211/88.01, 183, 85.26, 133.2, 211/134, 90.01, 181.1, 182, 153; 108/59-61, 91-93, 147.11; D7/408-409

See application file for complete search history.

(56) **References Cited**

U.S. PATENT DOCUMENTS

1,865,582	A	*	7/1932	Nusbaum	211/133.5
2,998,001	A	*	8/1961	Lofgren et al.	126/25 A
D204,111	S	*	3/1966	Stromquist et al.	D6/566
D205,716	S	*	9/1966	Christoffersen	D7/409
D215,773	S	*	10/1969	Maslow	D6/462
D289,479	S	*	4/1987	Brancher	D6/511

D292,658	S	*	11/1987	Kester	D6/465
D327,602	S	*	7/1992	Walker	D7/335
D347,551	S	*	6/1994	Gress	D7/409
D362,756	S	*	10/1995	Finger	D6/317
D365,967	S	*	1/1996	Smouse	D7/409
5,836,461	A	*	11/1998	Kokenge et al.	211/153
D427,487	S	*	7/2000	Holbrook	D7/409
D444,997	S	*	7/2001	Bartley	D7/409
D485,092	S	*	1/2004	Rosen	D6/465
D499,922	S	*	12/2004	Anderson et al.	D6/566
D507,702	S	*	7/2005	Compagnucci	D3/306
D509,405	S	*	9/2005	Shin	D7/409
D510,839	S	*	10/2005	Shin	D7/409
D525,811	S	*	8/2006	Nawrocki	D6/513
D540,568	S	*	4/2007	Clucas	D6/465
D542,058	S	*	5/2007	Clucas	D6/465
D551,884	S	*	10/2007	Remmers	D6/511
D580,192	S	*	11/2008	Sparkowski	D6/461
D588,839	S	*	3/2009	Klein et al.	D6/462
D597,354	S	*	8/2009	Liss	D6/511
D620,729	S	*	8/2010	Snider	D6/467
7,814,693	B2	*	10/2010	Simba	40/790
D627,180	S	*	11/2010	McCombs et al.	D6/511

(Continued)

Primary Examiner — Kelley Donnelly

(74) *Attorney, Agent, or Firm* — Wood, Herron & Evans, LLP

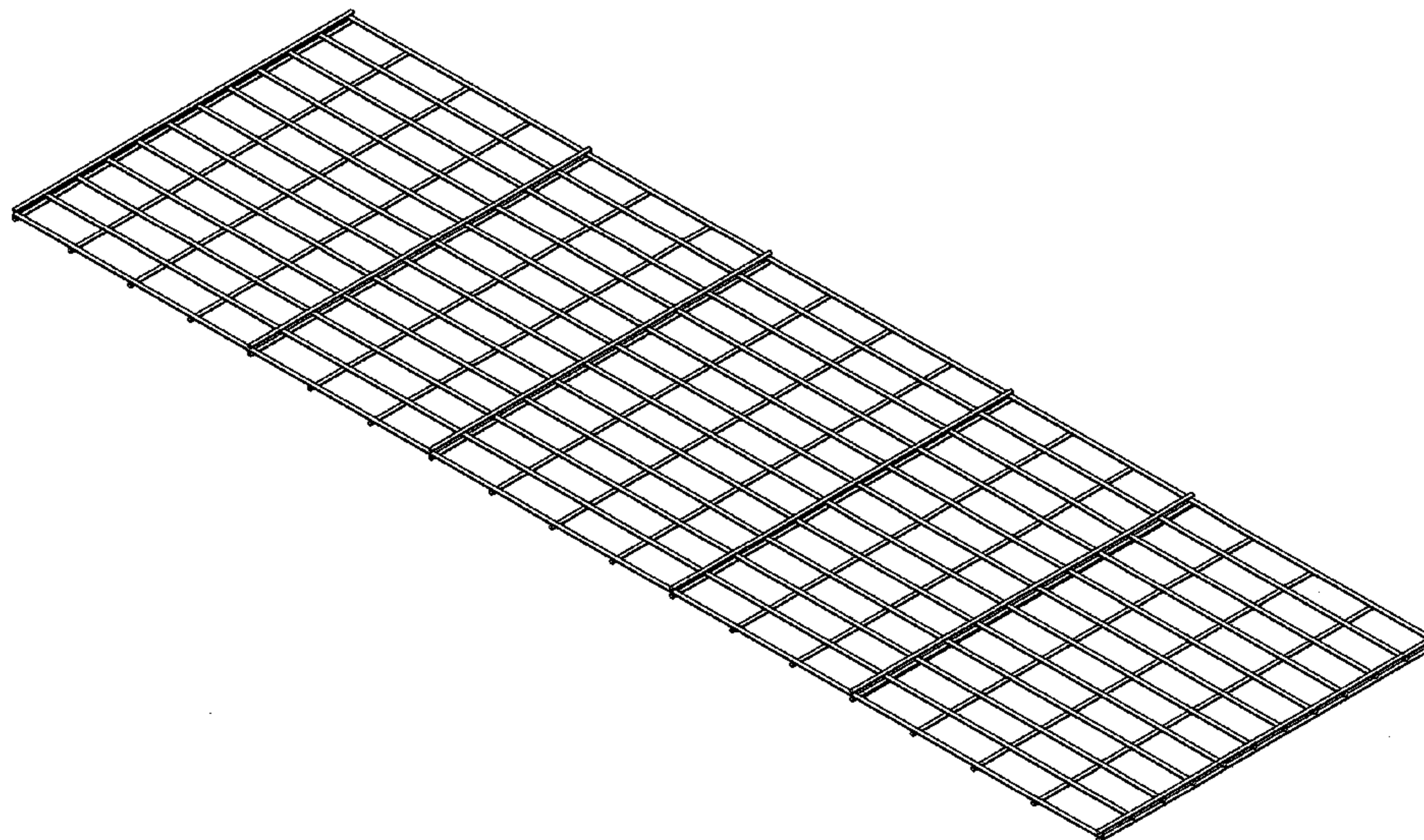
(57) **CLAIM**

The ornamental design for a wire rack shelf, as shown and described.

DESCRIPTION

FIG. 1 is a perspective view of a wire rack shelf;
FIG. 2 is a plan view thereof;
FIG. 3 is a front view thereof; the rear view being a mirror image;
FIG. 4 is a right side view thereof; the left side being a mirror image; and,
FIG. 5 is a bottom view thereof.

1 Claim, 3 Drawing Sheets



US D698,589 S

Page 2

(56)

References Cited

U.S. PATENT DOCUMENTS

D637,427 S * 5/2011 Troyner et al. D6/511
D650,226 S * 12/2011 Walker D7/409
D650,227 S * 12/2011 Walker D7/409

D654,292 S * 2/2012 Snider D6/510
D664,794 S * 8/2012 Leveto D6/511
2002/0170870 A1* 11/2002 Callis 211/119.003
2003/0146177 A1* 8/2003 Miller et al. 211/59.2

* cited by examiner




FIG. 1




FIG. 2



FIG. 3



FIG. 4




FIG. 5