



US00D698580S

(12) **United States Design Patent**
Tawil

(10) **Patent No.:** **US D698,580 S**
(45) **Date of Patent:** **** Feb. 4, 2014**

(54) **SHOWER CADDY**
(71) Applicant: **IDP, LLC**, New York, NY (US)
(72) Inventor: **Joseph Tawil**, Brooklyn, NY (US)
(73) Assignee: **IDP, LLC**, New York, NY (US)
(**) Term: **14 Years**
(21) Appl. No.: **29/443,499**
(22) Filed: **Jan. 18, 2013**
(51) **LOC (10) Cl.** **23-02**
(52) **U.S. Cl.**
USPC **D6/525**
(58) **Field of Classification Search**
USPC D6/524, 525, 566, 536, 540; 211/13.1,
211/74, 71.01, 86.01, 75, 88.01, 90.01,
211/90.03, 106, 126.1, 119, 181.1, 133.5,
211/134
See application file for complete search history.

D557,050 S * 12/2007 Dretzka D6/525
D595,076 S * 6/2009 Snider D6/525
D603,198 S * 11/2009 Guindi D6/525
D640,488 S * 6/2011 Didehvar et al. D6/525
D641,190 S * 7/2011 Cittadino D6/525
D643,236 S * 8/2011 Cittadino D6/525
D643,657 S * 8/2011 Cittadino D6/525
D647,747 S * 11/2011 Guindi D6/525

* cited by examiner

Primary Examiner — Brian N Vinson
(74) *Attorney, Agent, or Firm* — Carter, DeLuca, Farrell & Schmidt, LLP

(57) **CLAIM**
The ornamental design for a shower caddy, as shown and described.

DESCRIPTION

FIG. 1 is a front elevational view of a shower caddy in accordance with my new design;
FIG. 2 is a rear elevational view thereof;
FIG. 3 is a left side elevational view thereof;
FIG. 4 is a right side elevational view thereof;
FIG. 5 is a top plan view thereof; and,
FIG. 6 is a bottom plan view thereof.
The vertical elements shown broken-away in the views are understood to represent an unclaimed length.

(56) **References Cited**
U.S. PATENT DOCUMENTS
4,677,089 A * 6/1987 Bennett et al. D6/525
D512,861 S * 12/2005 Rosen D6/525
D552,393 S * 10/2007 Rosen D6/525

1 Claim, 5 Drawing Sheets

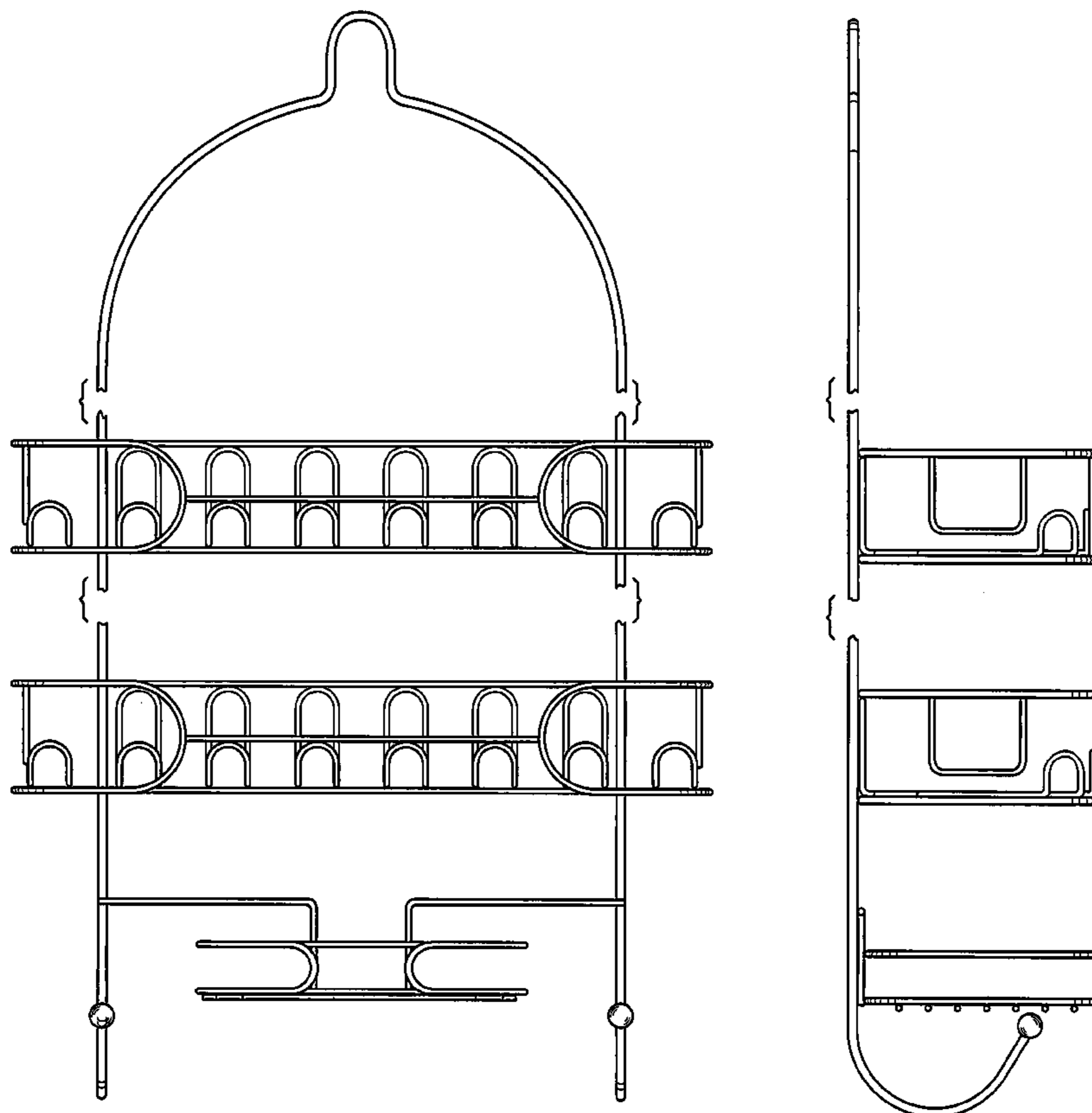


Fig. 1




Fig. 2




Fig. 3

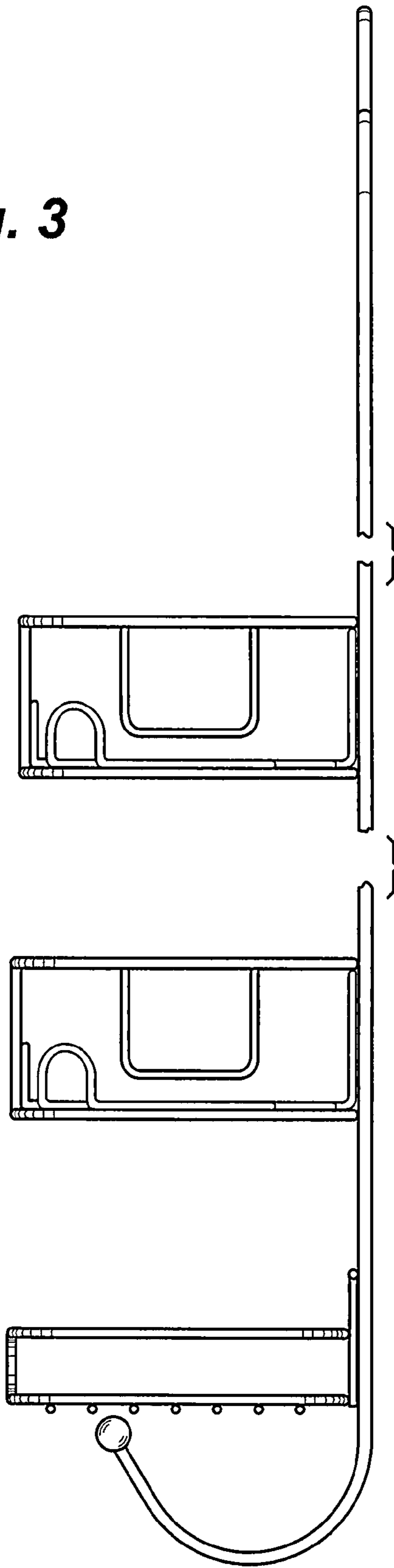
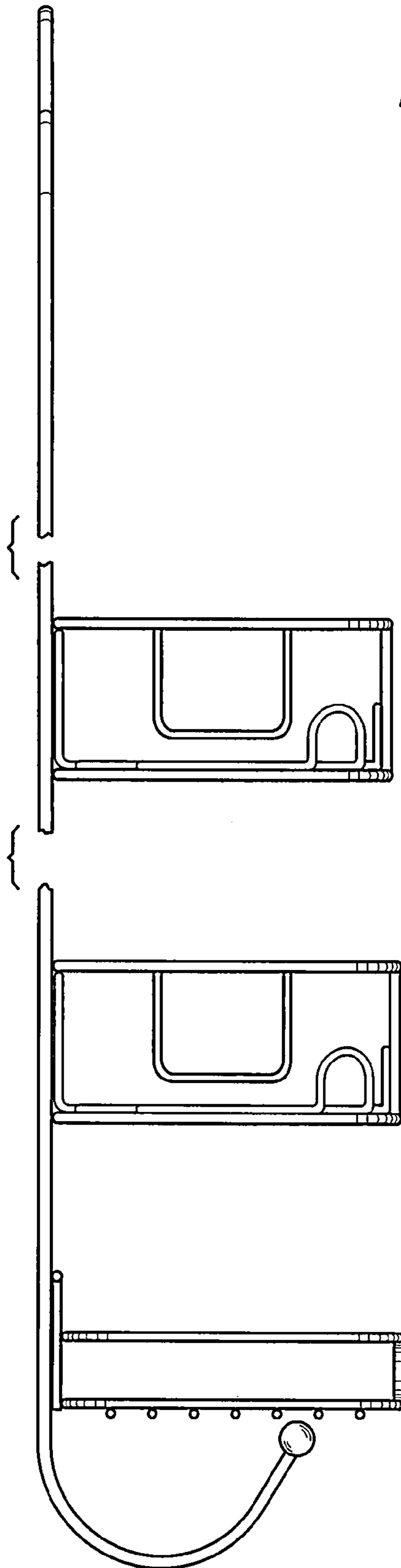


Fig. 4



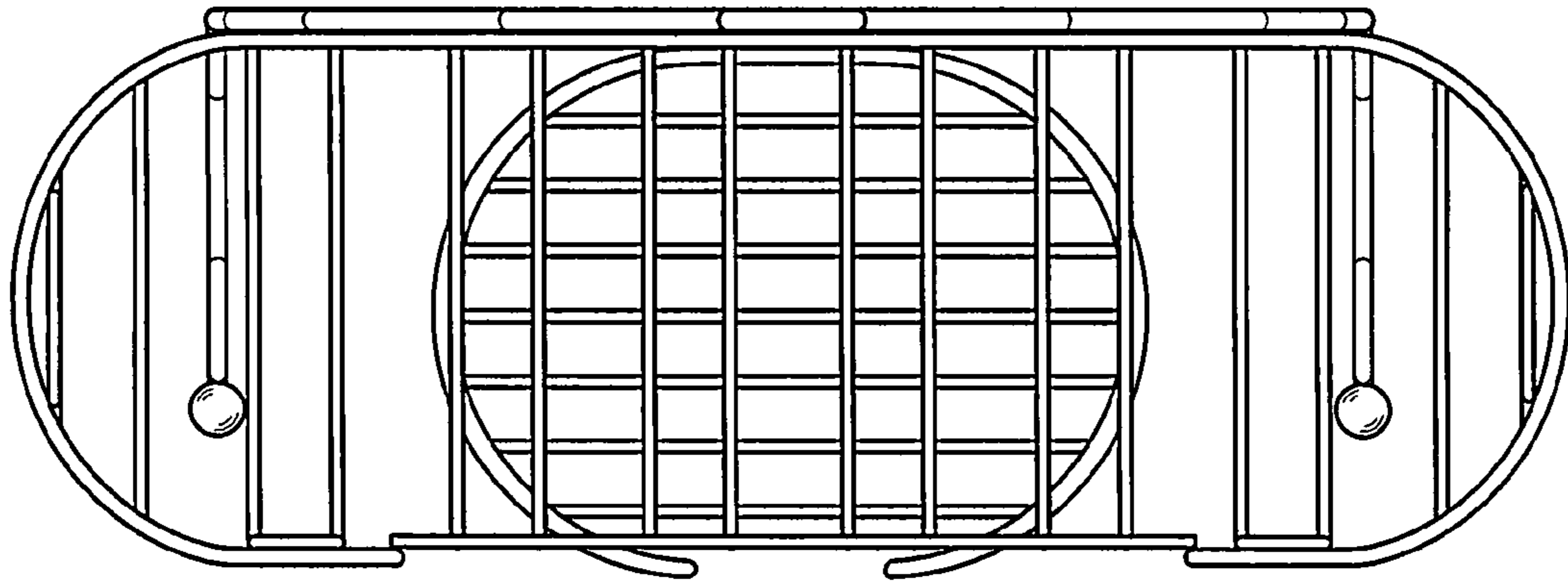


Fig. 5

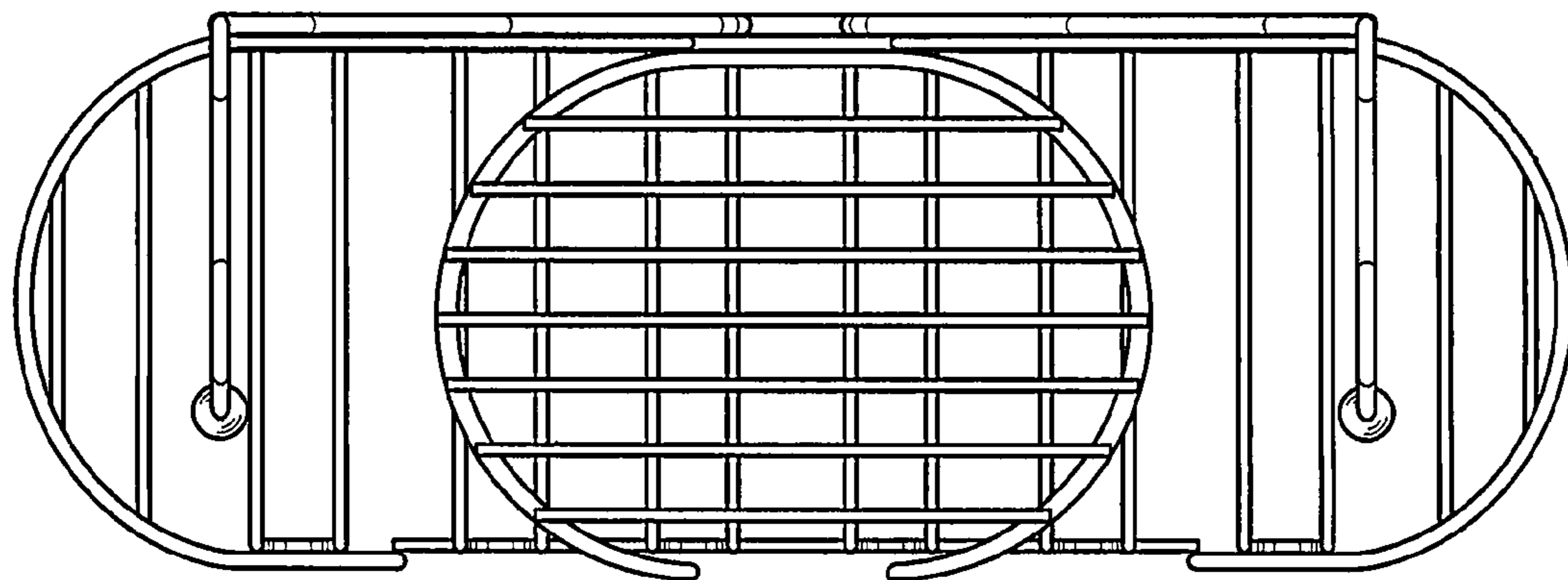


Fig. 6