



US00D698563S

(12) **United States Design Patent**  
**Lee**

(10) **Patent No.:** **US D698,563 S**  
(45) **Date of Patent:** **\*\* Feb. 4, 2014**

(54) **CHAIR**  
(71) Applicant: **Justin Lee**, Houston, TX (US)  
(72) Inventor: **Justin Lee**, Houston, TX (US)  
(\*\*) Term: **14 Years**  
(21) Appl. No.: **29/456,133**  
(22) Filed: **May 29, 2013**

(51) **LOC (10) Cl.** ..... **06-01**  
(52) **U.S. Cl.**  
USPC ..... **D6/369**  
(58) **Field of Classification Search**  
USPC ..... D6/334-336, 348, 369, 370, 371-373,  
D6/374, 376, 379, 380, 709.19, 709.21,  
D6/716, 716.1, 716.2, 716.3, 716.4;  
297/271.5, 271.6, 411.43, 440.1,  
297/440.15, 445.1, 446.1, 447.4, 451.9,  
297/452.18, 452.63, 452.64  
See application file for complete search history.

(56) **References Cited**

**U.S. PATENT DOCUMENTS**

117,012 A \* 7/1871 Stockton ..... 297/447.4  
133,431 A \* 11/1872 Gardner ..... 297/271.6  
133,555 A \* 12/1872 Akers ..... 297/451.9  
307,676 A \* 11/1884 Nicholson ..... 297/447.4  
D80,737 S \* 3/1930 Lehman ..... D6/370  
D83,009 S \* 1/1931 Ross ..... D6/370

3,115,367 A \* 12/1963 Gariepy ..... 297/440.1  
D355,537 S \* 2/1995 Geier ..... D6/370  
D355,984 S \* 3/1995 Geier ..... D6/370  
D386,322 S \* 11/1997 Maury ..... D6/370  
D486,658 S \* 2/2004 Weaver ..... D6/370  
D540,054 S \* 4/2007 Doughty ..... D6/369  
D566,411 S \* 4/2008 Lee ..... D6/370  
D566,975 S \* 4/2008 Lee ..... D6/348  
D580,197 S \* 11/2008 Lee ..... D6/716  
D597,325 S \* 8/2009 Lee ..... D6/348  
D679,105 S \* 4/2013 Lee ..... D6/348

\* cited by examiner

*Primary Examiner* — Mimoso De

(74) *Attorney, Agent, or Firm* — Egbert Law Offices, PLLC

(57) **CLAIM**

The ornamental design for a chair, as shown and described.

**DESCRIPTION**

FIG. 1 is a perspective view of the chair showing my new design.

FIG. 2 is a front view thereof;

FIG. 3 is a rear view thereof;

FIG. 4 is a side view thereof;

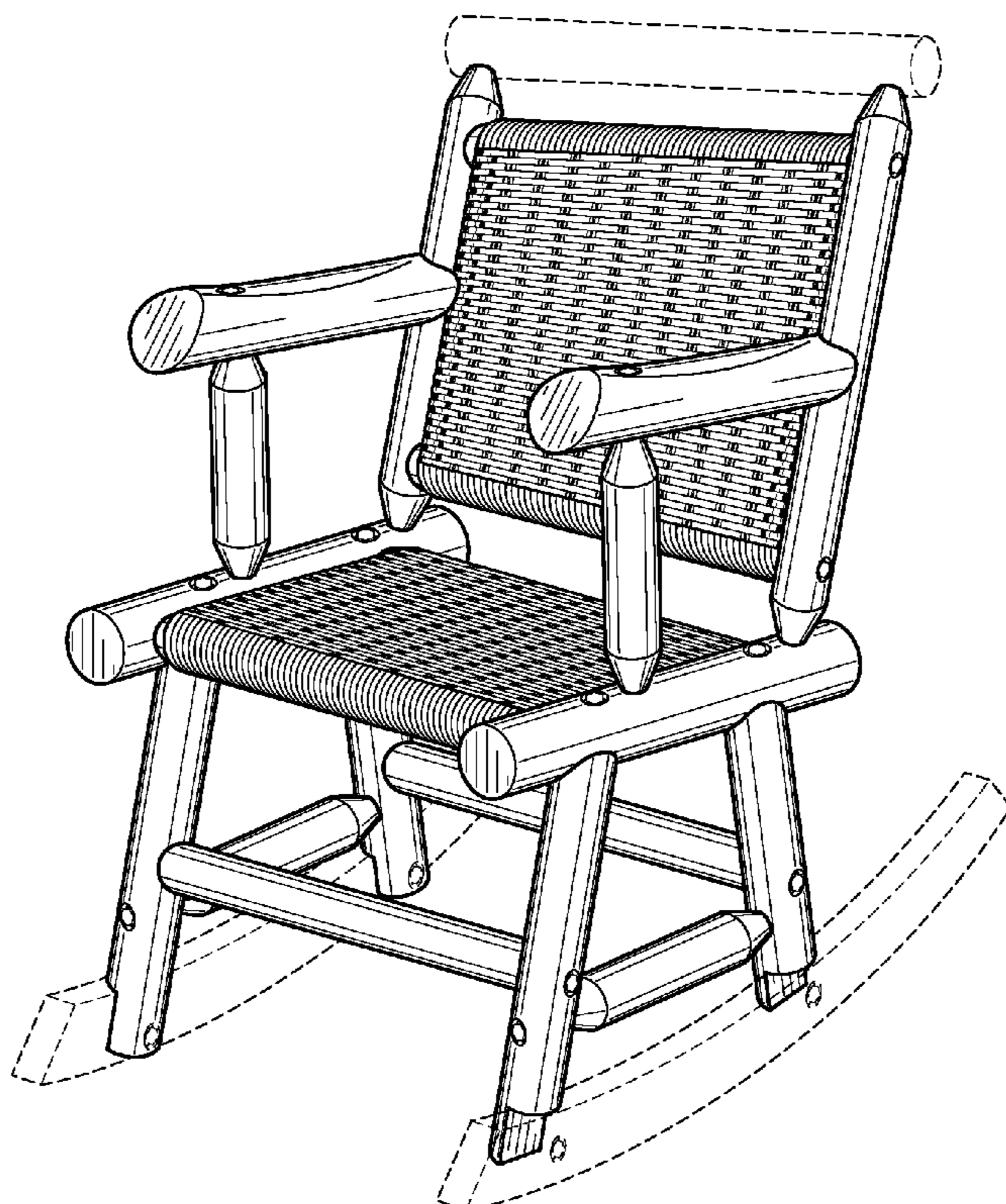
FIG. 5 is an opposite side view thereof;

FIG. 6 is a top view thereof; and,

FIG. 7 is a bottom view thereof.

The chair has a rattan or faux rattan surface thereon. The features presented in broken lines are for environmental purposes only and form no part of the claimed design.

**1 Claim, 3 Drawing Sheets**



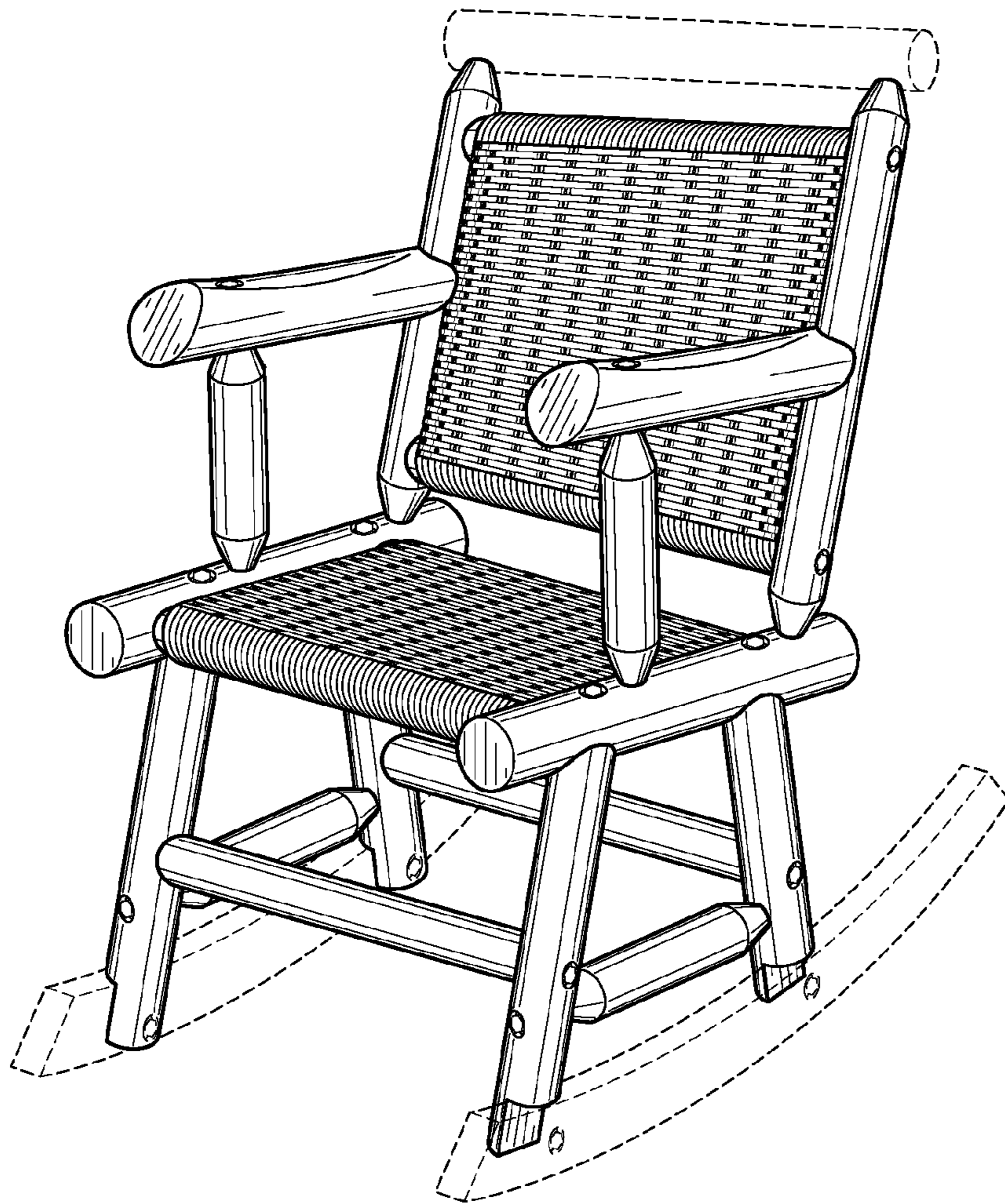


FIG. 1

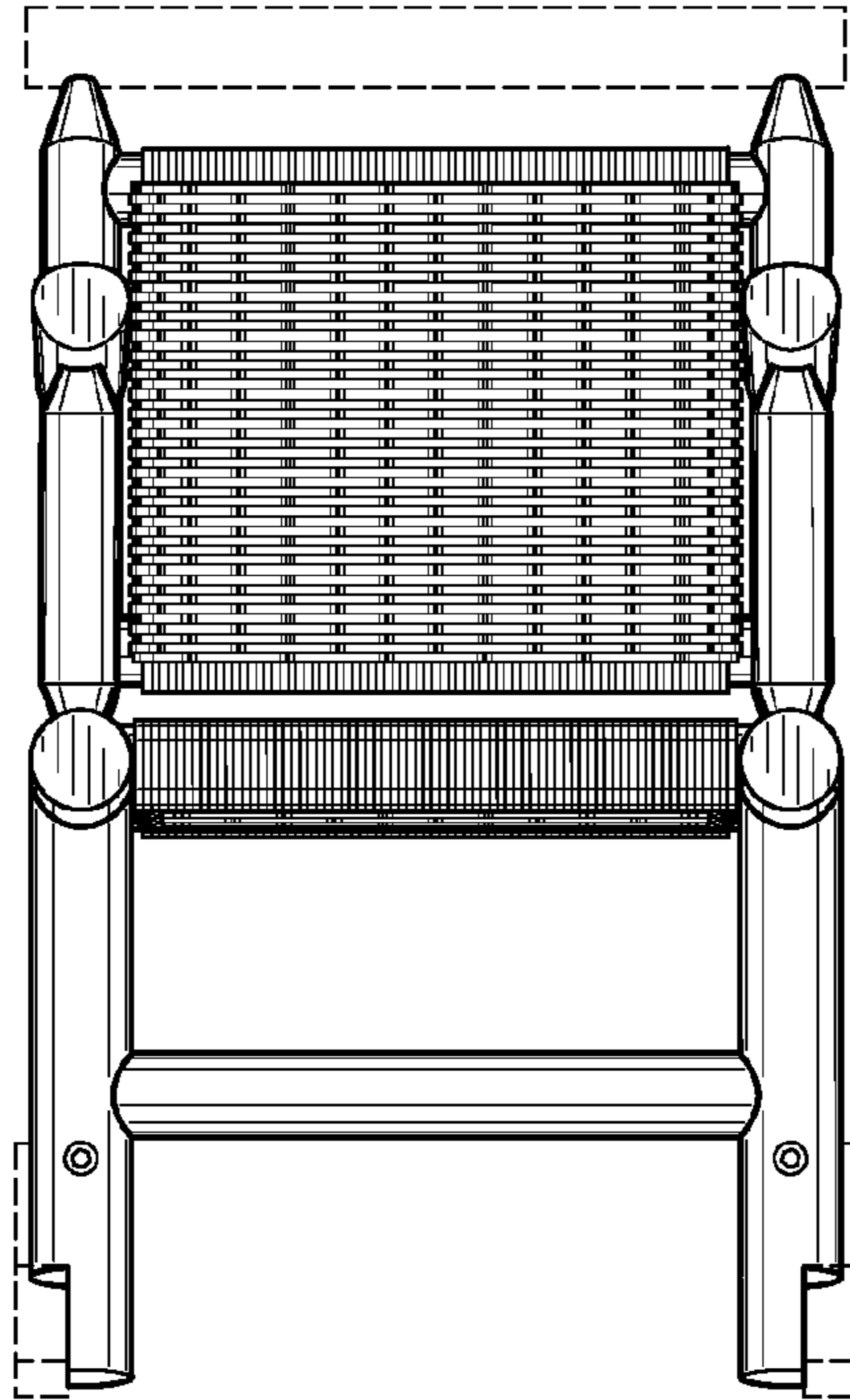


FIG. 2

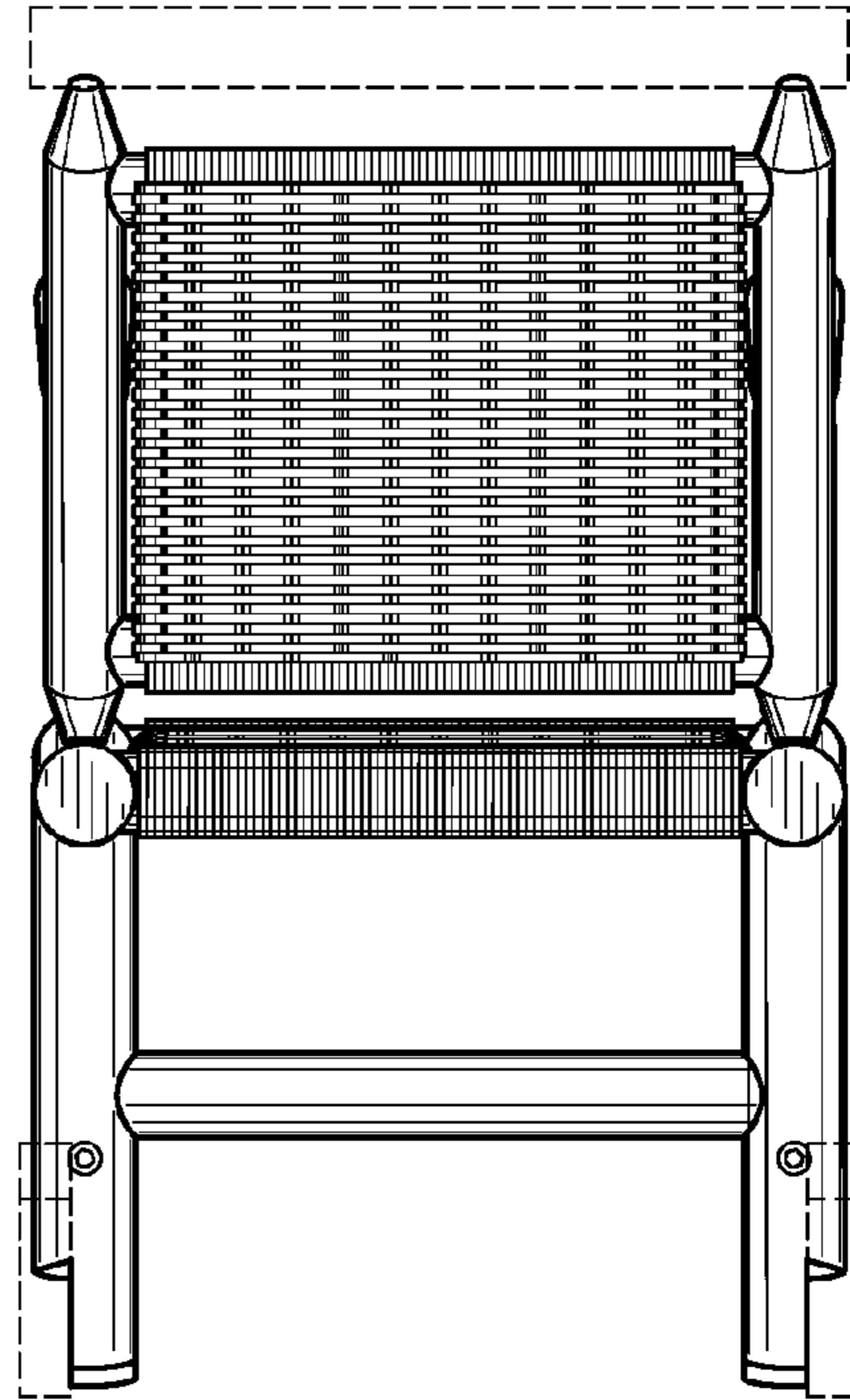


FIG. 3




FIG. 4




FIG. 5

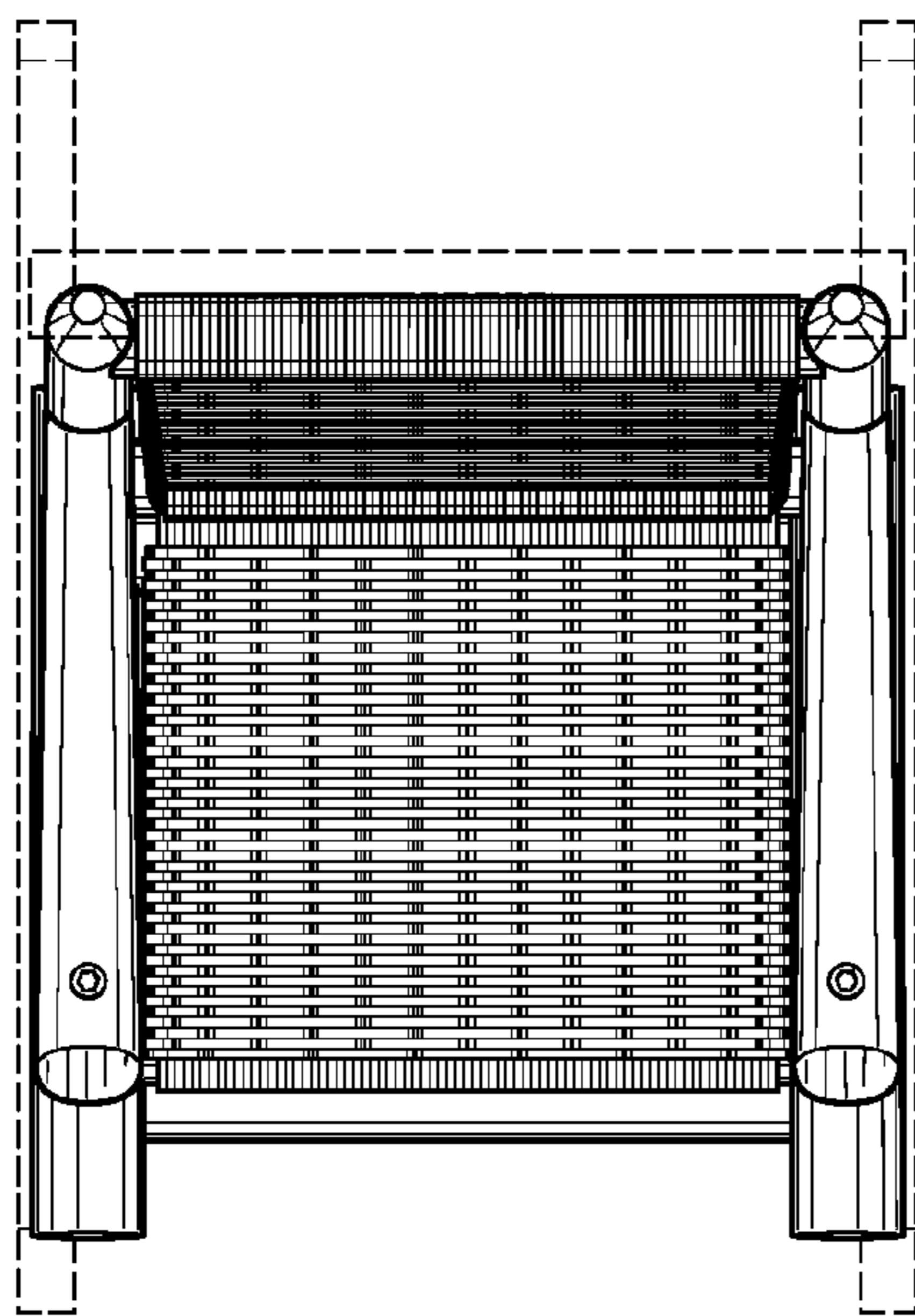


FIG. 6

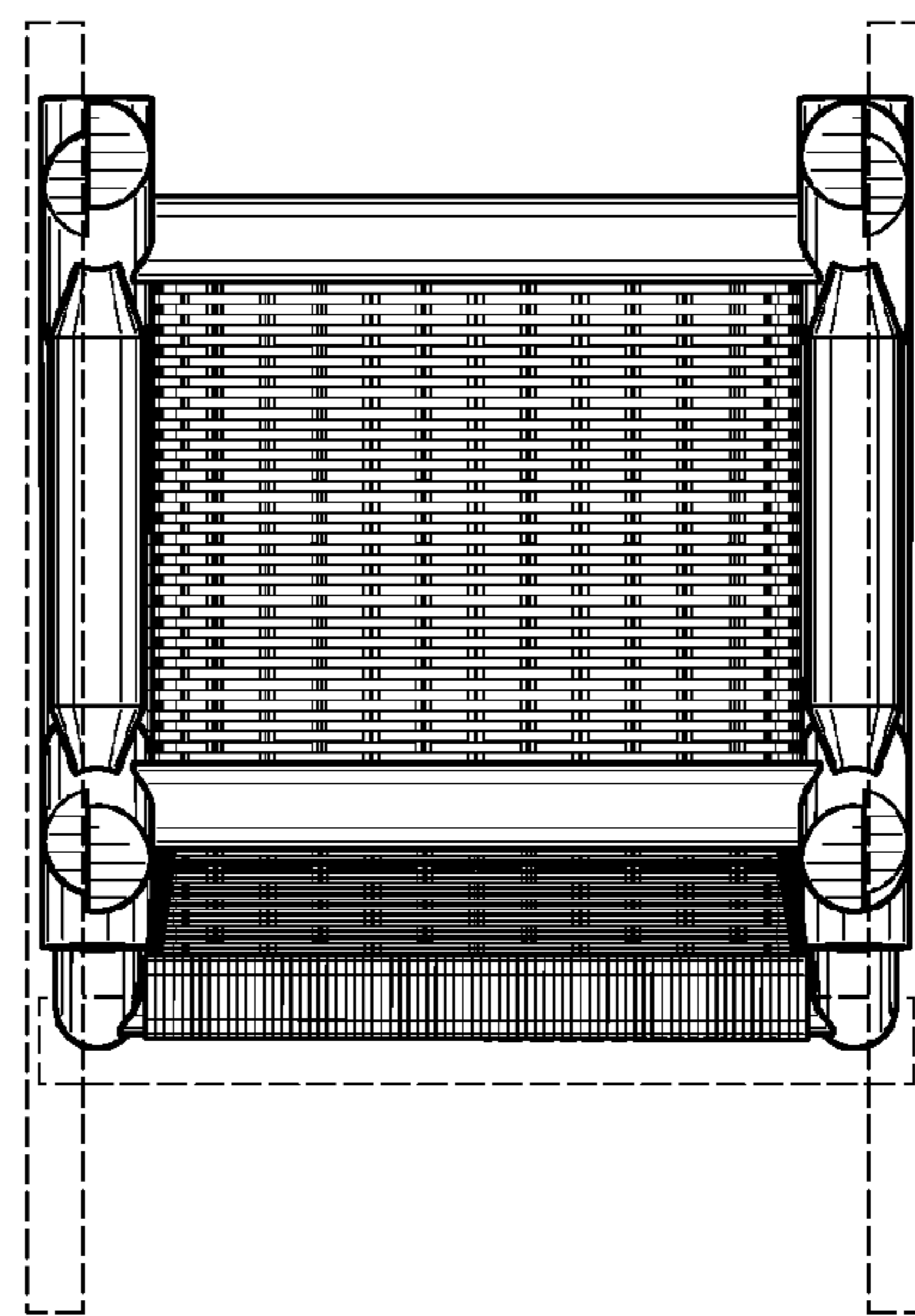


FIG. 7