



US00D698559S

(12) **United States Design Patent**
Starck

(10) **Patent No.:** **US D698,559 S**

(45) **Date of Patent:** **** Feb. 4, 2014**

(54) **TABLE WITH SEAT**

(71) Applicant: **Philippe Starck**, Paris (FR)

(72) Inventor: **Philippe Starck**, Paris (FR)

(73) Assignee: **Magis S.p.A.**, Torre di Mosto (IT)

(**) Term: **14 Years**

(21) Appl. No.: **29/461,752**

(22) Filed: **Jul. 26, 2013**

(30) **Foreign Application Priority Data**

Apr. 4, 2013 (EM) 002213959-0001

(51) **LOC (10) Cl.** **06-01**

(52) **U.S. Cl.**
USPC **D6/338; D6/359**

(58) **Field of Classification Search**
USPC D6/334-338, 349, 355, 361, 368-370,
D6/376, 379-381, 492, 500-502, 601, 716,
D6/716.1, 716.4, 377, 358, 359; 297/16.1,
297/42, 94, 135, 175, 232, 233, 350, 351,
297/445.1, 448.1, 448.2, 451.9; 5/12.1,
5/12.2

See application file for complete search history.

(56) **References Cited**

U.S. PATENT DOCUMENTS

D256,069 S *	7/1980	Johnson	D6/345
D406,472 S *	3/1999	Gaster	D6/359
D409,403 S *	5/1999	Gaster	D6/359
D410,341 S *	6/1999	Gaster	D6/359
D415,362 S *	10/1999	Gaster	D6/359
D446,953 S *	8/2001	Isom	D6/359

* cited by examiner

Primary Examiner — Sandra Snapp

(74) *Attorney, Agent, or Firm* — Themis Law

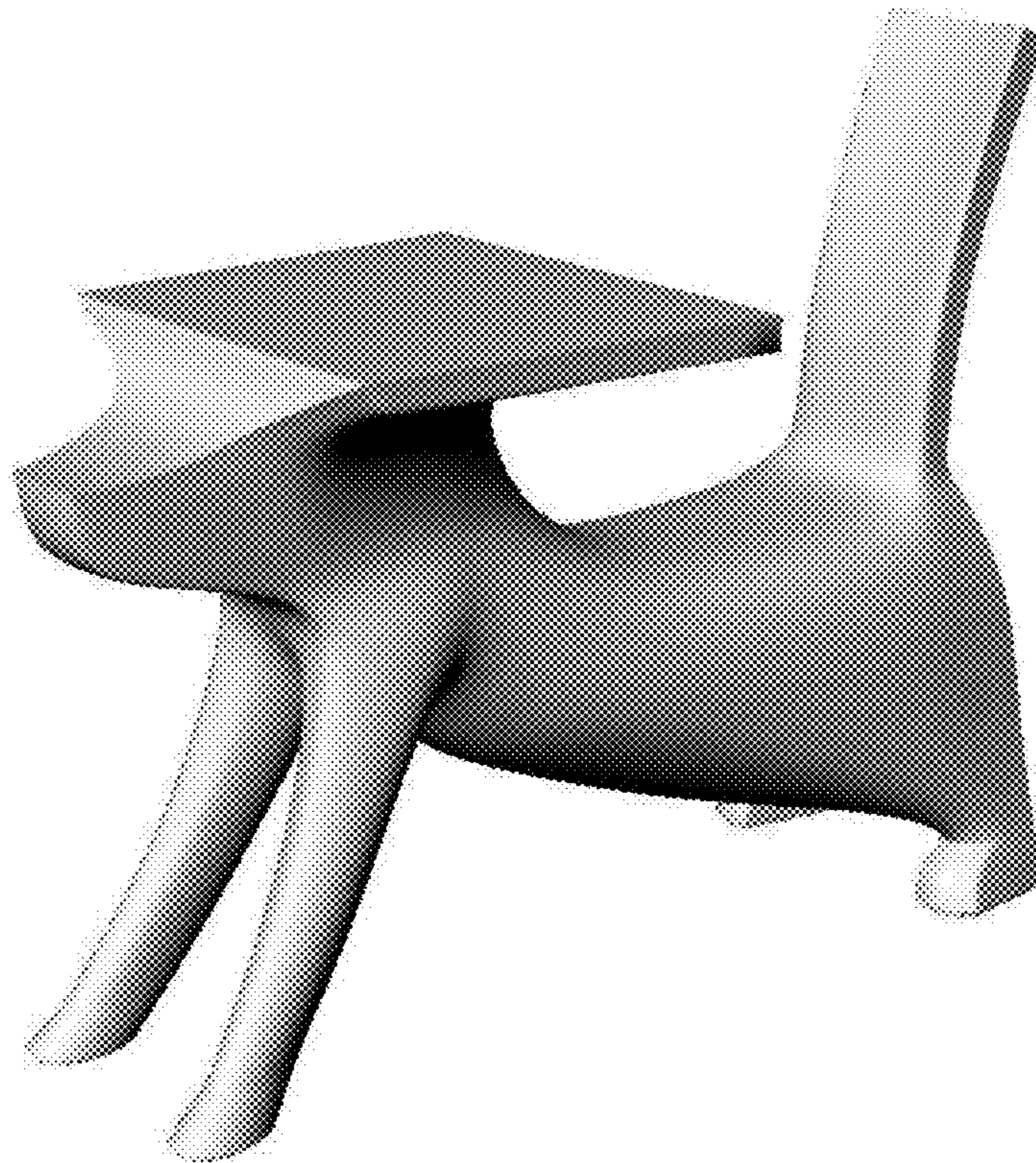
(57) **CLAIM**

The ornamental design for table with seat, as shown and described.

DESCRIPTION

FIG. 1 is a front perspective view of the table with seat showing my new design;
FIG. 2 is a front elevational view thereof;
FIG. 3 is a rear elevational view thereof;
FIG. 4 is a right side elevational view thereof, the left side being a mirror image;
FIG. 5 is a top plan view thereof; and,
FIG. 6 is a bottom plan view thereof.

1 Claim, 6 Drawing Sheets






FIG. 1

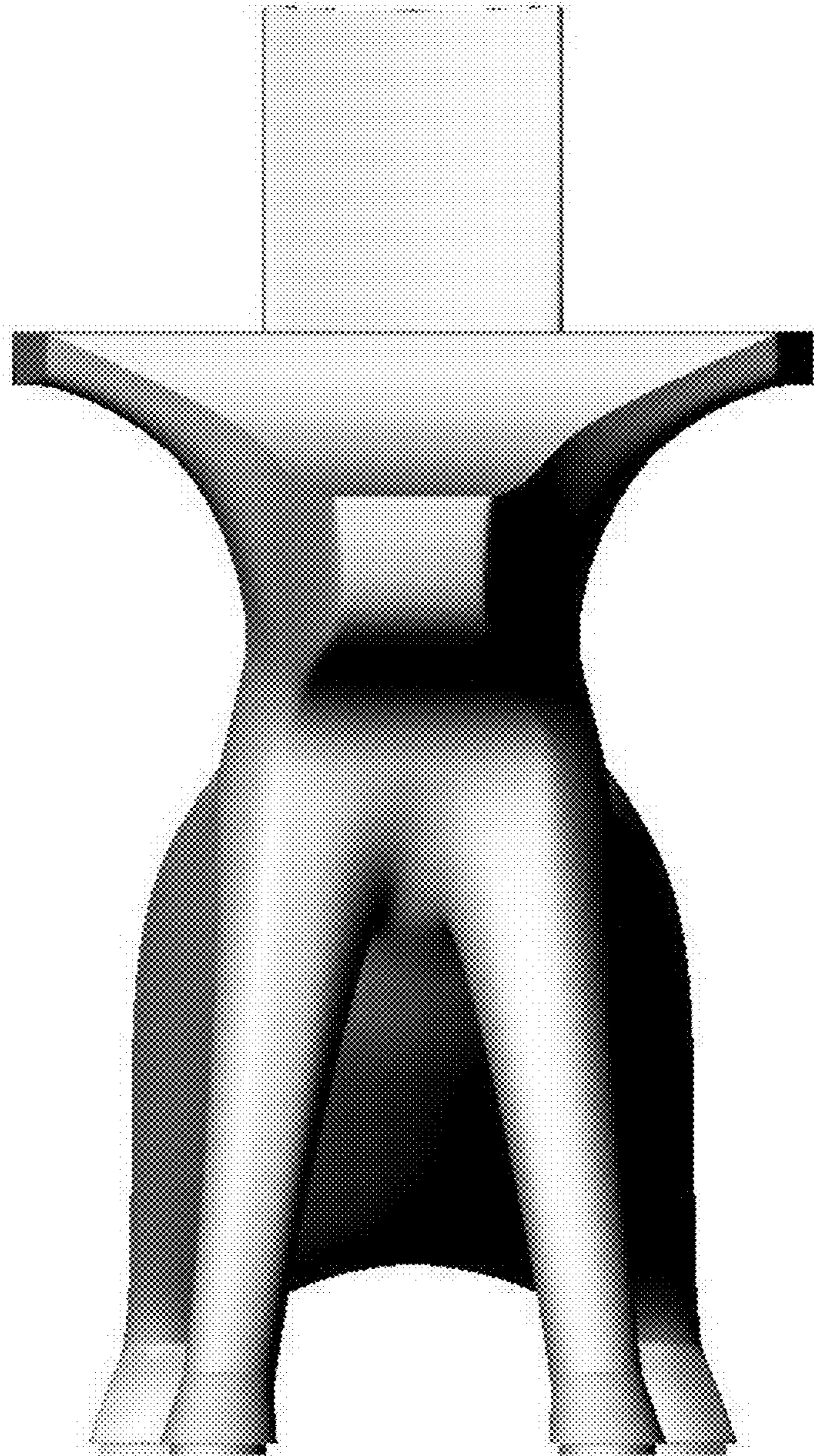


FIG. 2

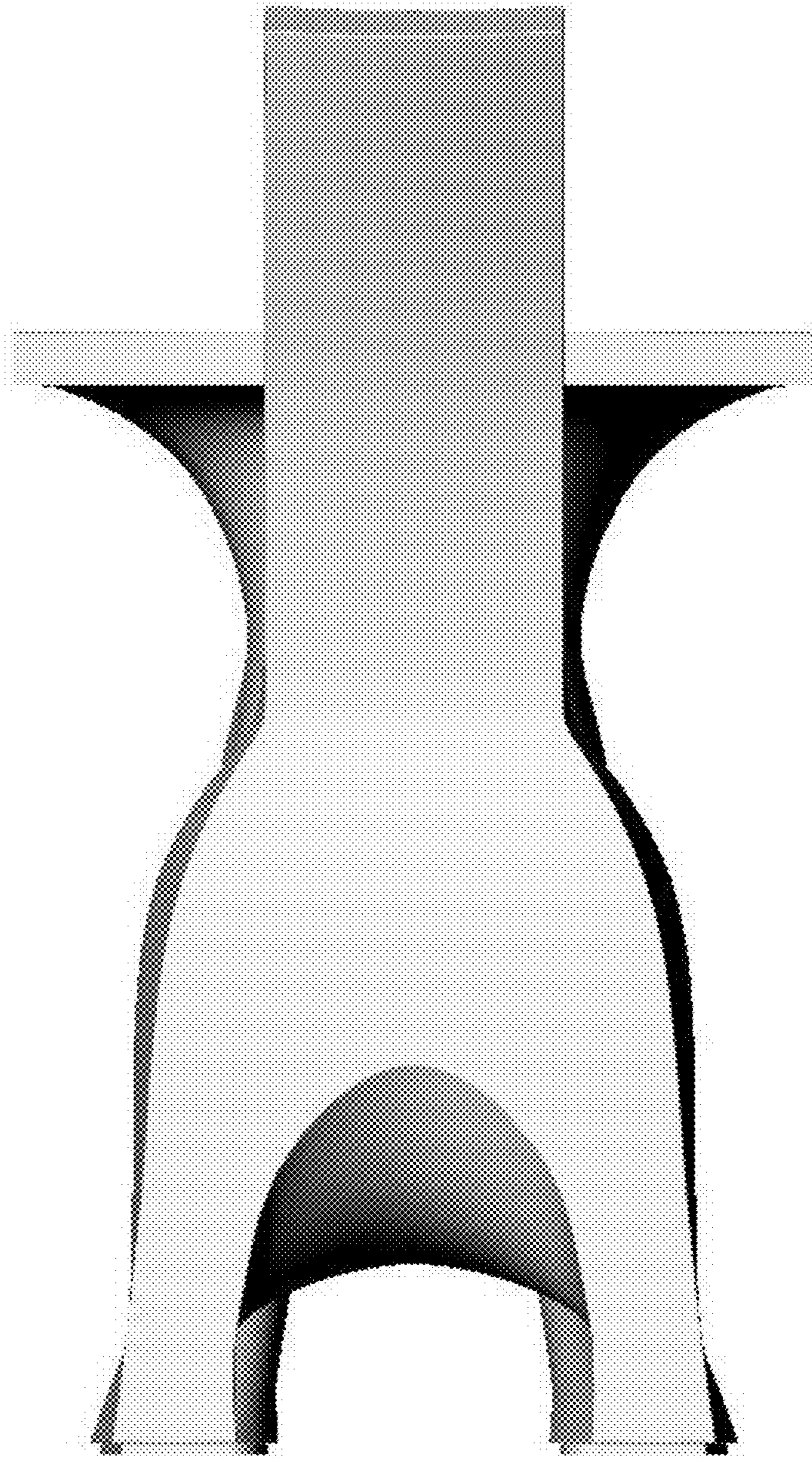


FIG. 3

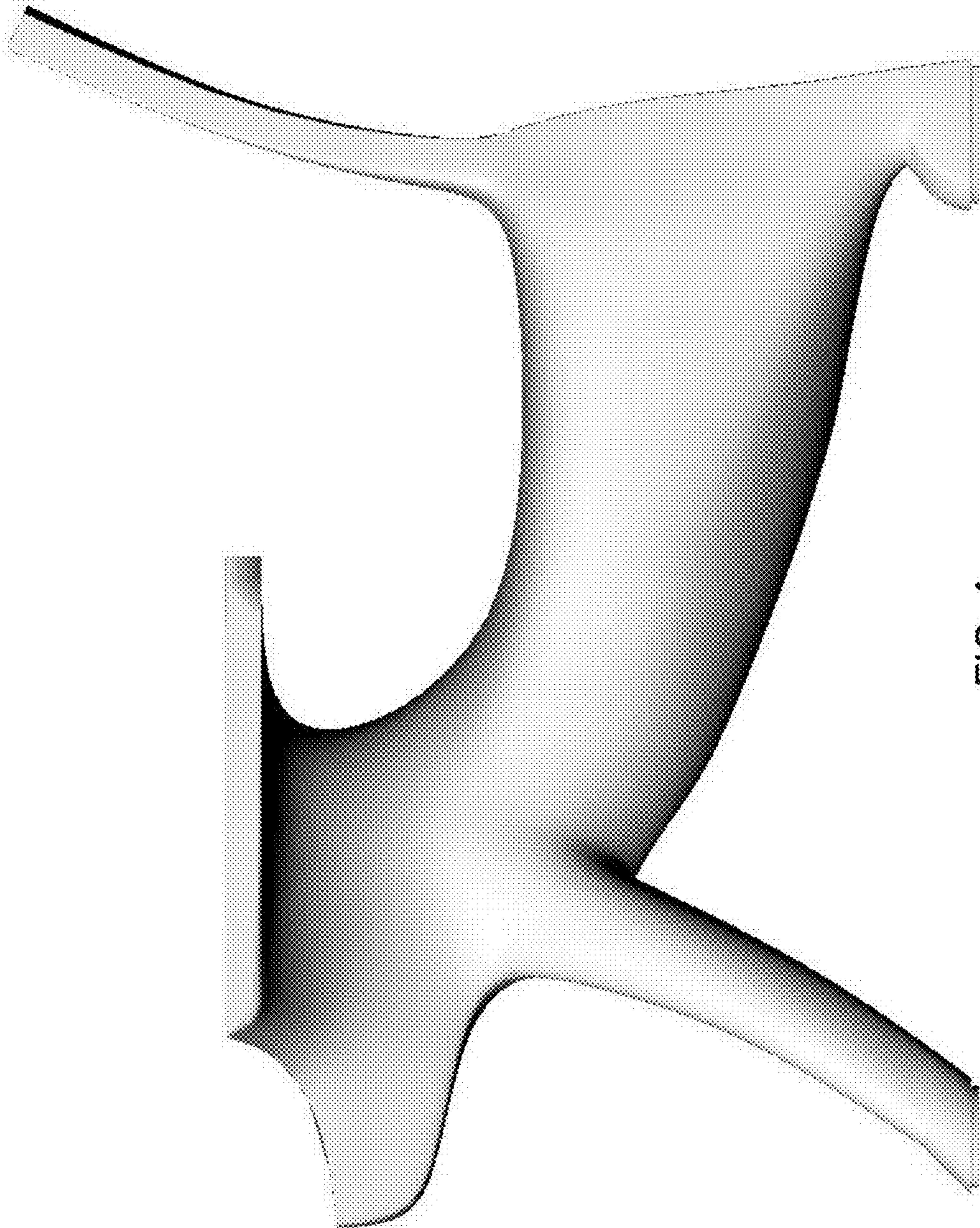


FIG. 4




FIG. 5

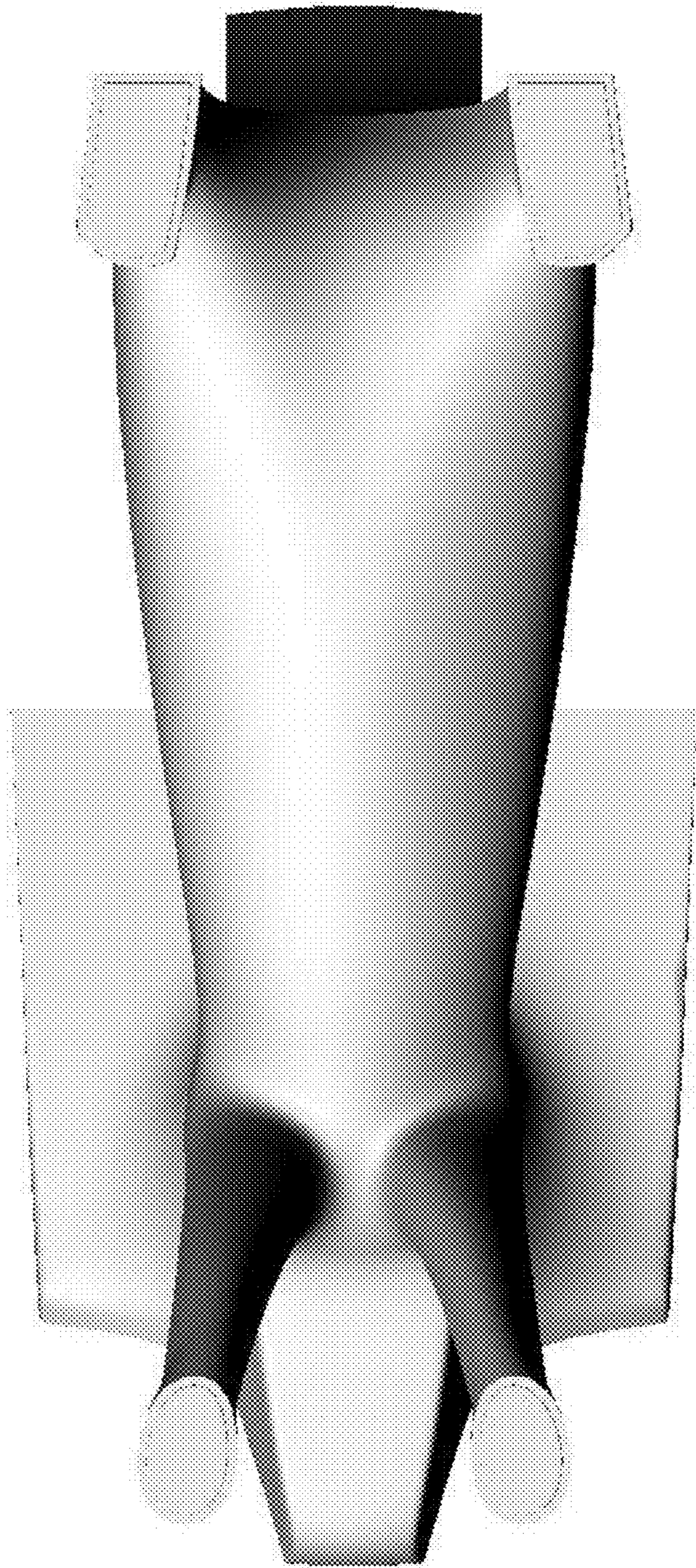


FIG. 6