

US00D698554S

(12) **United States Design Patent**
Xi et al.

(10) **Patent No.:** **US D698,554 S**

(45) **Date of Patent:** **** Feb. 4, 2014**

(54) **TOOTHBRUSH**

(71) Applicant: **Colgate-Palmolive Company**, New York, NY (US)

(72) Inventors: **Wen Jin Xi**, Shanghai (CN); **Guang Sheng Guo**, Yangshou (CN); **Bo Zhang**, Yangshou (CN); **Li Ping Zhang**, Yangshou (CN)

(73) Assignee: **Colgate-Palmolive Company**, New York, NY (US)

(**) Term: **14 Years**

(21) Appl. No.: **29/451,263**

(22) Filed: **Mar. 29, 2013**

(51) **LOC (10) Cl.** **04-02**

(52) **U.S. Cl.**
USPC **D4/104**

(58) **Field of Classification Search**
USPC D4/101, 104-112, 132-134, 138;
15/143.1, 167.1, 167.2; 16/430;
132/308-311; 601/139, 141
See application file for complete search history.

(56) **References Cited**

U.S. PATENT DOCUMENTS

D357,121	S *	4/1995	Fuentes et al.	D4/104
5,533,227	A	7/1996	Ito et al.	
D387,205	S *	12/1997	Moskovich	D4/104
D441,958	S *	5/2001	Rueb	D4/104
D446,393	S *	8/2001	Manfredi et al.	D4/104
D462,527	S *	9/2002	Ping	D4/104
D630,020	S *	1/2011	Wong	D4/108
D645,254	S *	9/2011	Xi et al.	D4/108
D654,270	S *	2/2012	Jimenez et al.	D4/104
8,464,388	B2 *	6/2013	Chen	15/106

FOREIGN PATENT DOCUMENTS

CN	1214894	4/1999
CN	1371645	10/2002

CN	1475184	2/2004
CN	1493236	5/2004
CN	1504139	6/2004
CN	1813611	8/2006
CN	101011200	8/2007
CN	101057728	10/2007
CN	101066178	11/2007
CN	300786056	6/2008
CN	201256721	6/2009
CN	201499805	6/2010
CN	301413563	12/2010

(Continued)

OTHER PUBLICATIONS

CN 3359331D Registered Design, (You, Song) Mar. 31, 2004, [online], [retrieved on Sep. 25, 2013] Retrieved from the State Intellectual Property Office's CNIPR Database using the Internet: <URL: <http://www.cnipr.com>>.*

Primary Examiner — Melanie H Tung

Assistant Examiner — Lavone D Tabor

(74) *Attorney, Agent, or Firm* — Ryan M. Flandro

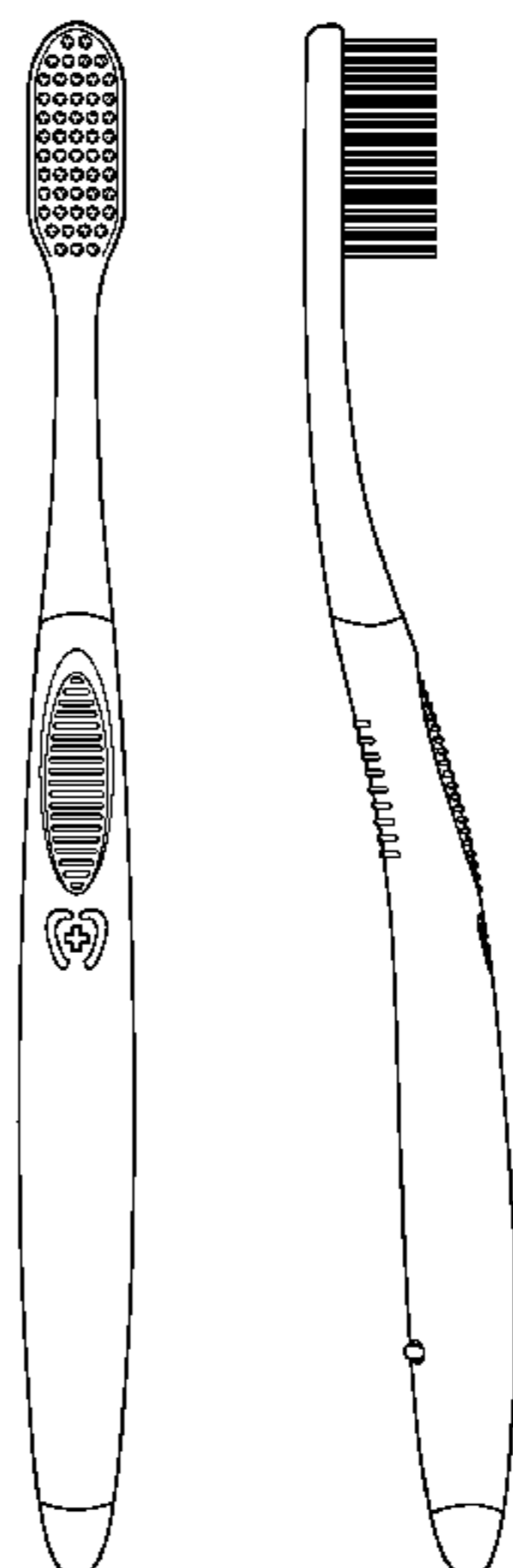
(57) **CLAIM**

The ornamental design for a toothbrush, as shown and described.

DESCRIPTION

FIG. 1 is a front-right perspective view of a toothbrush according to our design;
FIG. 2 is a front-left perspective view thereof;
FIG. 3 is a rear-right perspective view thereof;
FIG. 4 is a rear-left perspective view thereof;
FIG. 5 is a front view thereof;
FIG. 6 is a rear view thereof;
FIG. 7 is a left-side view thereof;
FIG. 8 is a right-side view thereof;
FIG. 9 is a top view thereof; and,
FIG. 10 is a bottom view thereof.

1 Claim, 5 Drawing Sheets



(56)

References Cited

FOREIGN PATENT DOCUMENTS

CN	201894324	7/2011
CN	301736977	11/2011
CN	202069134	12/2011
CN	301850474	3/2012
CN	302037495	8/2012
CN	202514896	11/2012
KR	30-0365768 S	* 11/2004
TW	592455	* 6/2004
WO	WO 01/32053	5/2001
WO	WO 01/82741	11/2001
WO	WO 2004/080237	9/2004
WO	WO 2004/093718	11/2004
WO	WO 2005/087046	9/2005

WO	WO 2006/062187	6/2006
WO	WO 2006/062265	6/2006
WO	WO 2006/107123	10/2006
WO	WO 2007/016802	2/2007
WO	WO 2007/043848	4/2007
WO	WO 2007/073045	6/2007
WO	WO 2007/104381	9/2007
WO	WO 2008/022480	2/2008
WO	WO 2008/060005	5/2008
WO	WO 2008/111792	9/2008
WO	WO 2008/138158	11/2008
WO	WO 2009/084637	7/2009
WO	WO 2010/069917	6/2010
WO	WO 2010/069919	6/2010
WO	WO 2010/119688	10/2010
WO	WO 2011/014000	2/2011

* cited by examiner

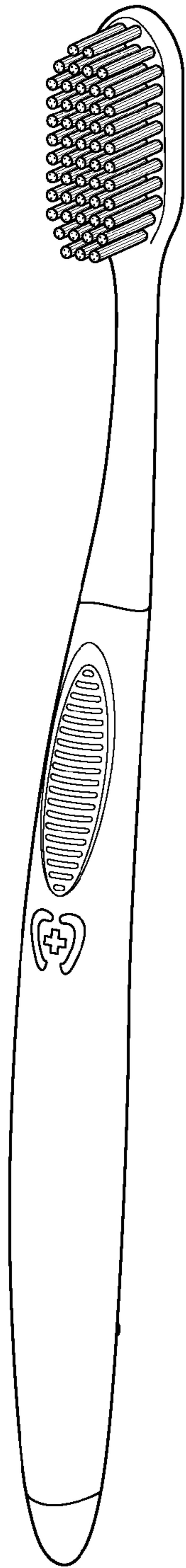


FIG. 1

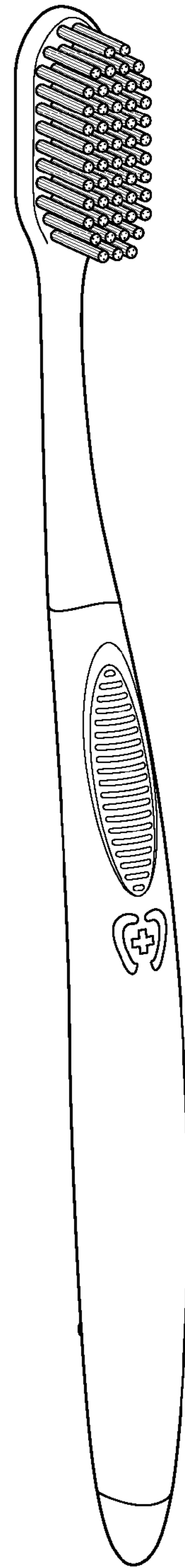


FIG. 2

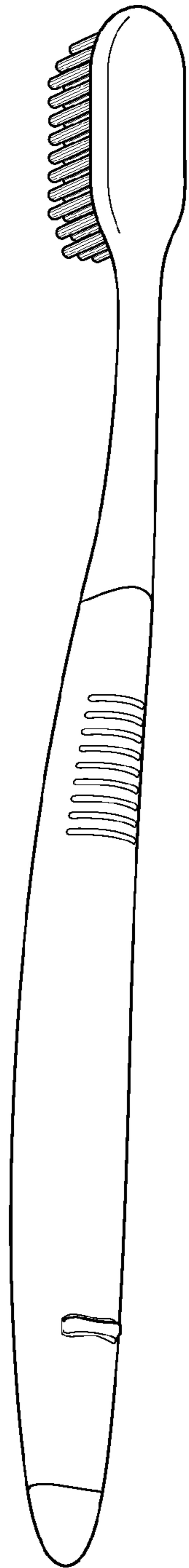


FIG. 3

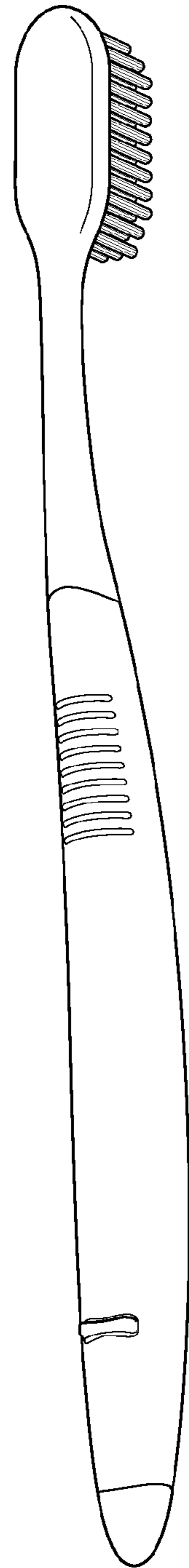


FIG. 4

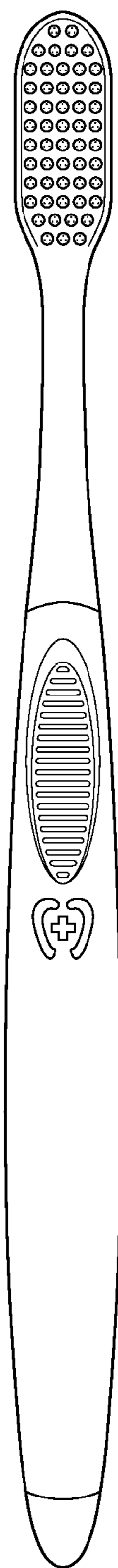


FIG. 5




FIG. 6

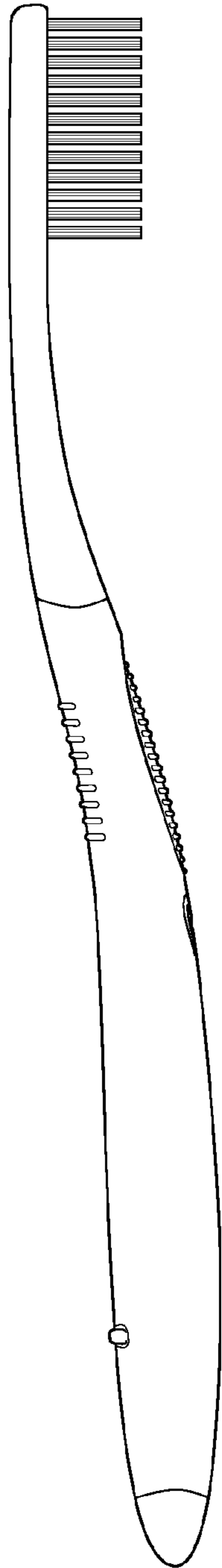


FIG. 7

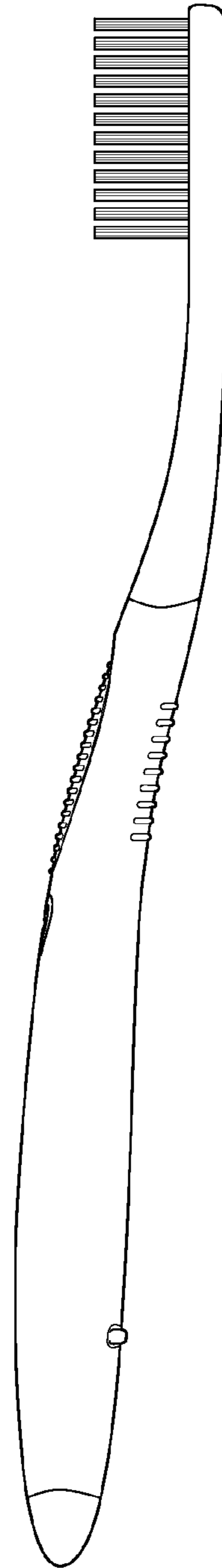


FIG. 8

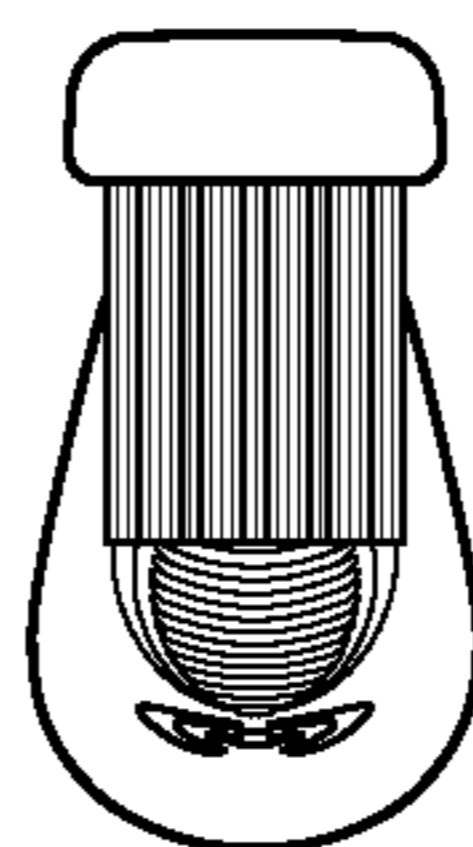


FIG. 9

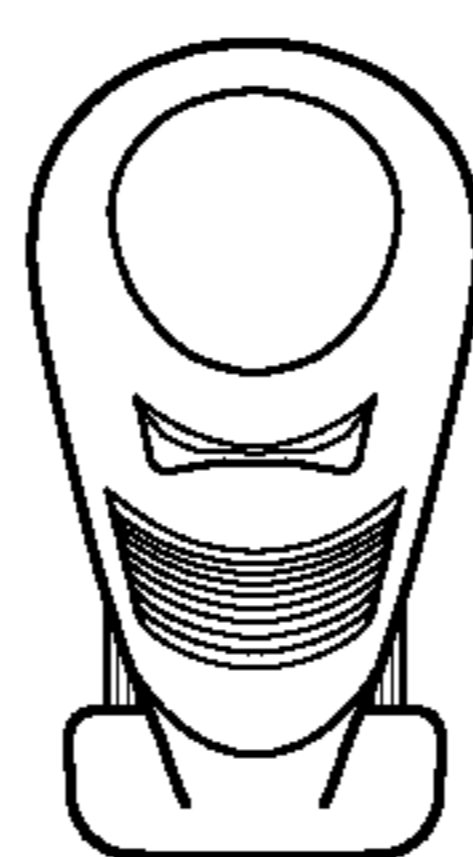


FIG. 10