

US00D698552S

(12) **United States Design Patent**
Osinga

(10) **Patent No.:** **US D698,552 S**

(45) **Date of Patent:** **** Feb. 4, 2014**

(54) **COLLAPSIBLE BAG LOADING SLEEVE**

(74) *Attorney, Agent, or Firm* — McHale & Slavin, P.A.

(71) Applicant: **Scott Osinga**, Lake Worth, FL (US)

(57) **CLAIM**

The ornamental design for a collapsible bag loading sleeve of the present invention, as shown and described.

(72) Inventor: **Scott Osinga**, Lake Worth, FL (US)

(**) Term: **14 Years**

DESCRIPTION

(21) Appl. No.: **29/439,677**

FIG. 1 is a perspective view of a collapsible bag loading sleeve of the present invention;

(22) Filed: **Dec. 13, 2012**

FIG. 2 is a front view thereof;

(51) **LOC (10) Cl.** **03-01**

FIG. 3 is rear view thereof;

(52) **U.S. Cl.**
USPC **D3/319**

FIG. 4 is a left side view thereof;

(58) **Field of Classification Search**
USPC D3/318, 319; 150/100, 103–110,
150/113–114, 117–119
See application file for complete search history.

FIG. 5 is a right side view thereof;

FIG. 6 is a top view thereof;

FIG. 7 is a bottom view thereof;

(56) **References Cited**

U.S. PATENT DOCUMENTS

D248,374 S * 7/1978 Thompson D3/303

D606,754 S * 12/2009 Baron D3/303

D609,010 S * 2/2010 Hofer et al. D3/303

D621,618 S * 8/2010 Fahrendorff et al. D3/303

FIG. 8 is a perspective, partially collapsed view of the collapsible bag loading sleeve of the instant invention;

FIG. 9 is a perspective, collapsed view of the collapsible bag loading sleeve of the instant invention; and,

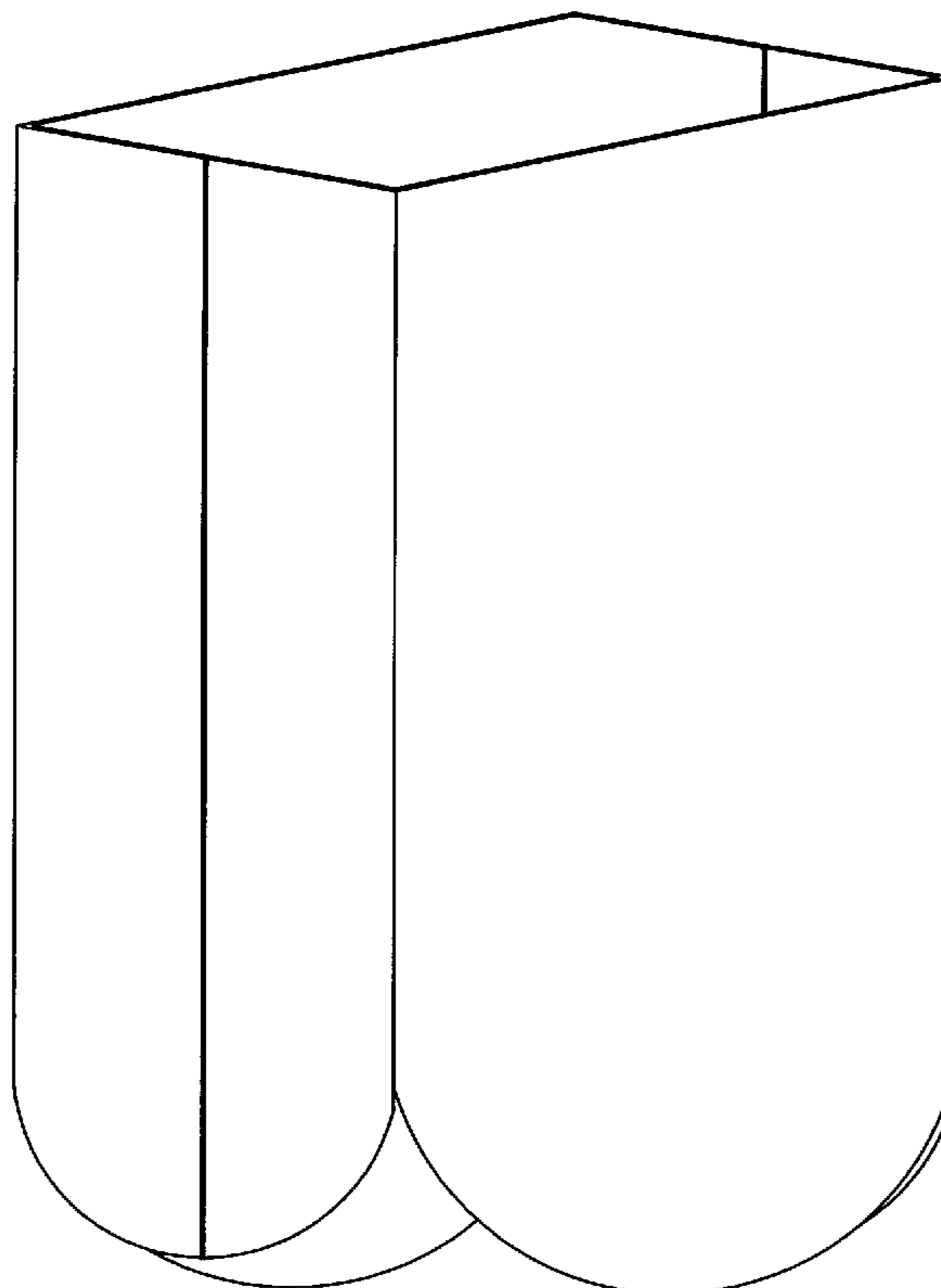
FIG. 10 is a perspective environmental view, illustrating the collapsible bag loading sleeve of the present invention in the open position inserted into, and maintaining a canvas bag in an open position.

The portions of the figures shown in broken lines illustrate unclaimed portions of the present invention and form no part of the claimed subject matter.

* cited by examiner

Primary Examiner — Holly Baynham

1 Claim, 10 Drawing Sheets



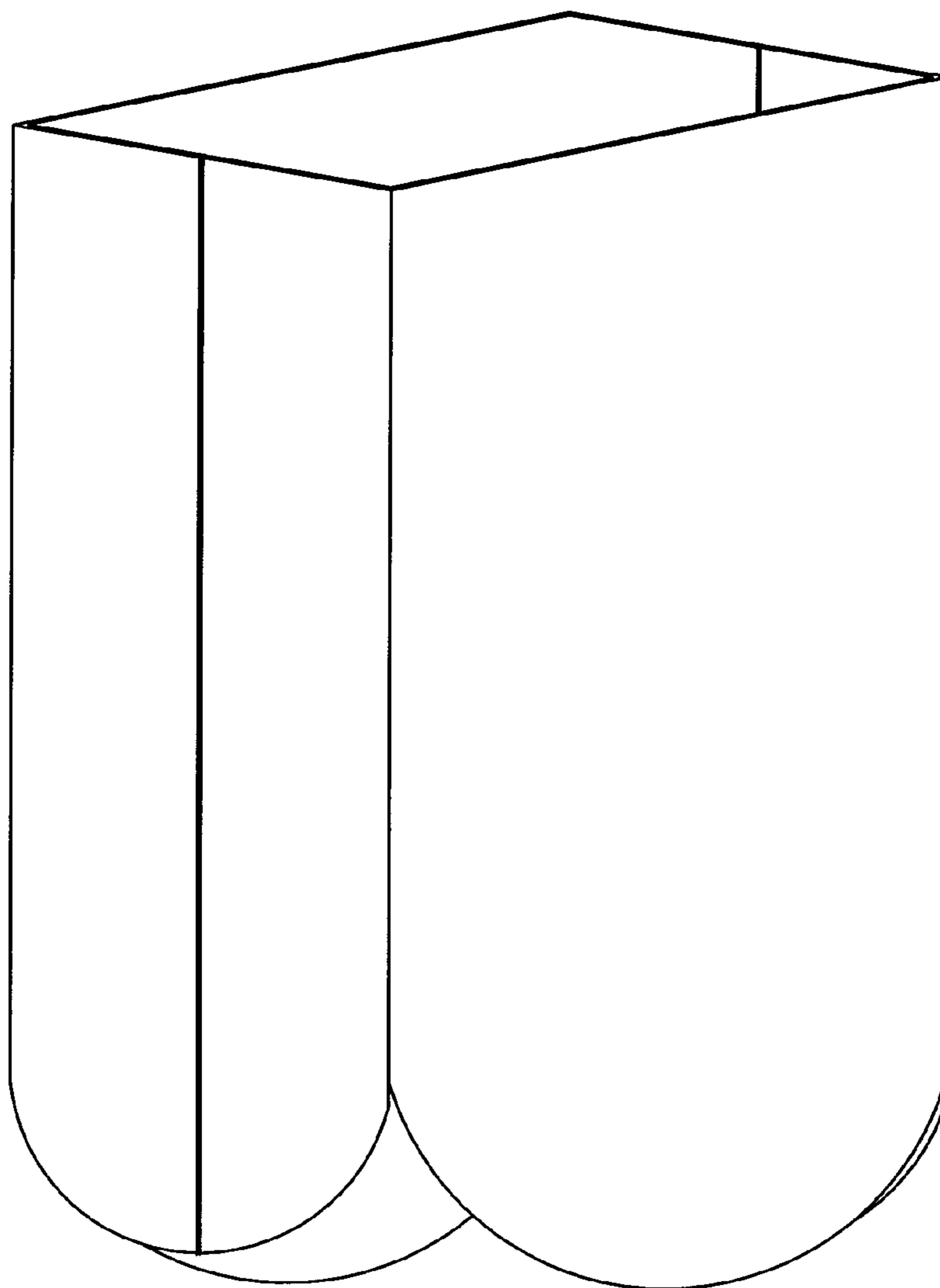


Fig. 1




Fig. 2




Fig. 3




Fig. 4




Fig. 5




Fig. 6




Fig. 7



Fig. 8




Fig. 9




Fig. 10