

US00D698548S

(12) **United States Design Patent**  
**Jacobs**

(10) **Patent No.:** **US D698,548 S**

(45) **Date of Patent:** **\*\* Feb. 4, 2014**

(54) **HANDBAG**

(71) Applicant: **Marc Jacobs Trademarks, L.L.C.**, New York, NY (US)

(72) Inventor: **Marc Jacobs**, Paris (FR)

(73) Assignee: **Marc Jacobs Trademarks, L.L.C.**, New York, NY (US)

(\*\*) Term: **14 Years**

(21) Appl. No.: **29/441,634**

(22) Filed: **Jan. 8, 2013**

(51) **LOC (10) Cl.** ..... **03-01**

(52) **U.S. Cl.**  
USPC ..... **D3/245**

(58) **Field of Classification Search**  
USPC ..... D3/232–233, 240–243, 245–246;  
150/100, 103–110, 113–114, 117–119  
See application file for complete search history.

(56) **References Cited**

U.S. PATENT DOCUMENTS

D346,693 S *	5/1994	Saltzman et al.	.....	D3/283
D419,763 S *	2/2000	Wiebe	.....	D3/233
D526,120 S *	8/2006	Lee et al.	.....	D3/233
D561,468 S *	2/2008	Maier	.....	D3/232

D650,578 S *	12/2011	Guertin et al.	.....	D3/233
D659,390 S *	5/2012	Guertin et al.	.....	D3/233
D673,773 S *	1/2013	Du	.....	D3/246

\* cited by examiner

*Primary Examiner* — Holly Baynham

(74) *Attorney, Agent, or Firm* — Ward & Zinna, LLC

(57) **CLAIM**

The ornamental design for a handbag, as shown and described.

**DESCRIPTION**

FIG. 1 is a perspective view of a handbag showing my new design;

FIG. 2 is a front view thereof;

FIG. 3 is a rear view thereof;

FIG. 4 is a left side view thereof;

FIG. 5 is a right side view thereof;

FIG. 6 is a top view thereof;

FIG. 7 is a bottom view thereof; and,

FIG. 8 is an environmental perspective view thereof.

The long-short-long broken lines in FIG. 8 showing the quilted pattern applied to the handbag are included for the purpose of illustrating the environment in which the design is used and form no part of the claimed design.

The broken lines showing in the figures are included for the purpose of illustrating the environment in which the design is used and form no part of the claimed design.

**1 Claim, 8 Drawing Sheets**





FIG. 1



FIG. 2



FIG. 3





FIG. 4

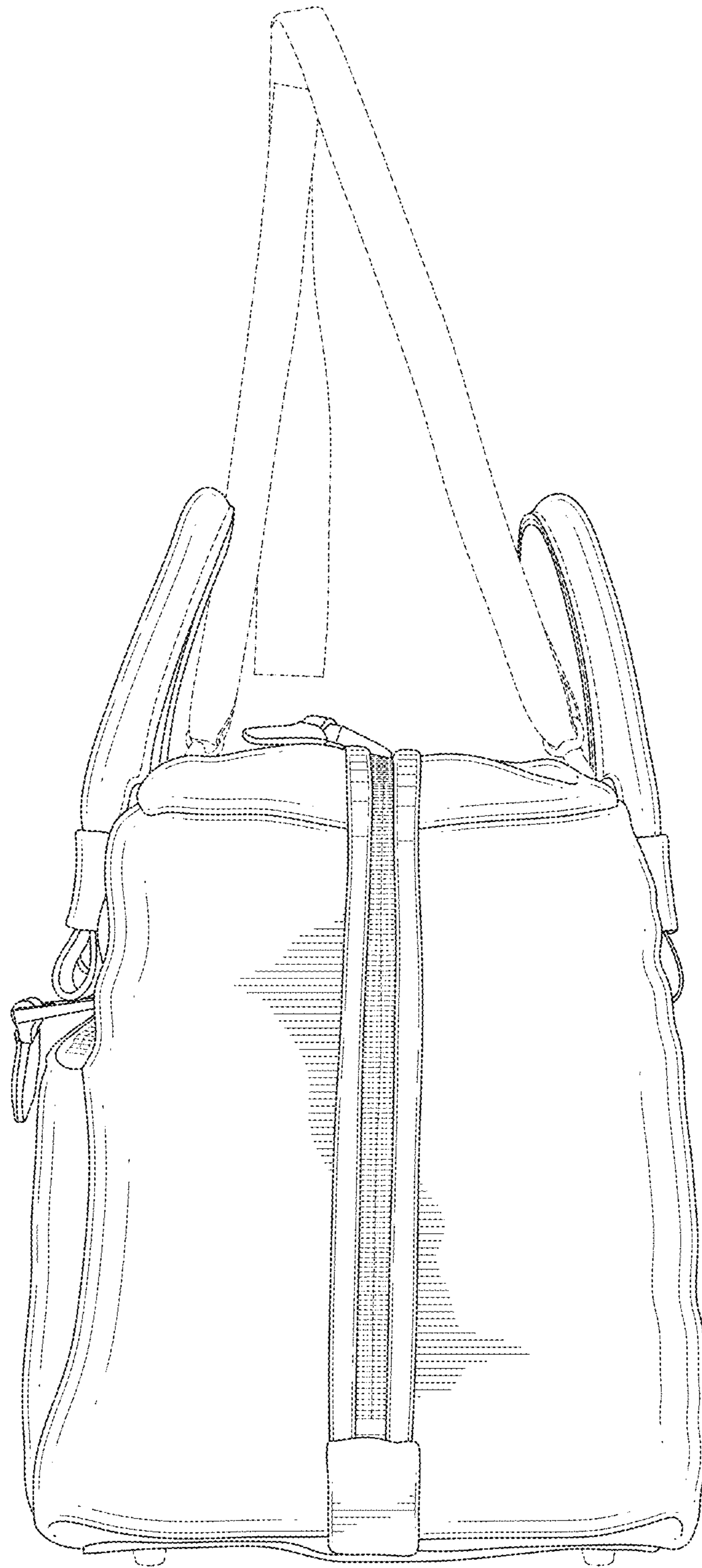


FIG. 5

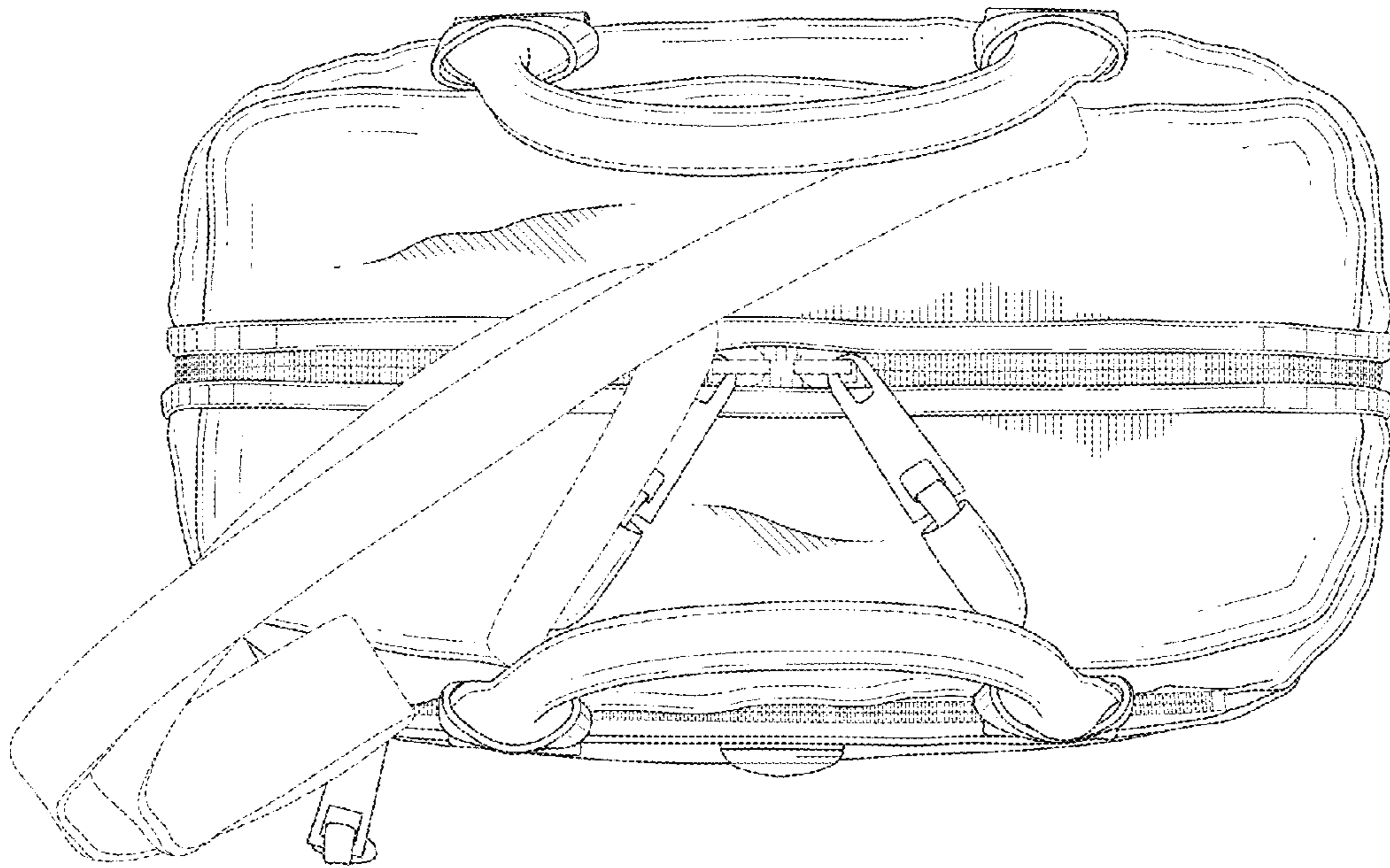


FIG. 6

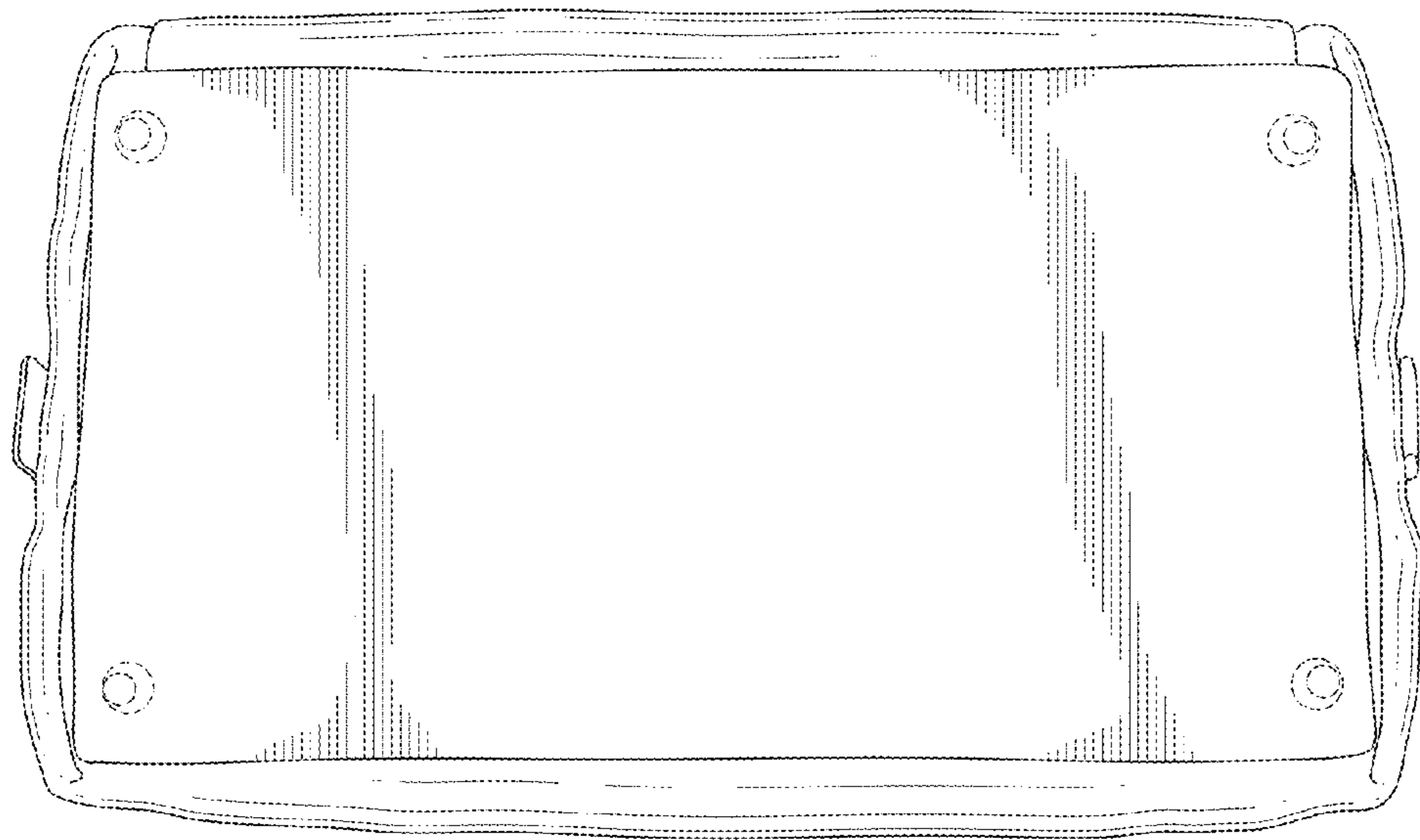


FIG. 7





FIG. 8