



US00D698545S

(12) **United States Design Patent**
Escobar

(10) **Patent No.:** **US D698,545 S**

(45) **Date of Patent:** **** Feb. 4, 2014**

(54) **CADDY-PILLER CONVERTIBLE BAG**

(71) Applicant: **Delia P. Escobar**, Chino, CA (US)

(72) Inventor: **Delia P. Escobar**, Chino, CA (US)

(**) Term: **14 Years**

(21) Appl. No.: **29/438,215**

(22) Filed: **Nov. 27, 2012**

(51) **LOC (10) Cl.** **03-01**

(52) **U.S. Cl.**
USPC **D3/233**

(58) **Field of Classification Search**
USPC D3/232-23; 206/581
See application file for complete search history.

(56) **References Cited**

U.S. PATENT DOCUMENTS

D222,951 S *	2/1972	Stringer	D12/425
D292,646 S *	11/1987	Pitini et al.	D3/303
D334,839 S *	4/1993	Dancyger	D3/303
6,189,697 B1 *	2/2001	Davis	206/581
D466,290 S *	12/2002	Gress	D3/246
D488,926 S *	4/2004	Domotor	D3/246
D498,884 S *	11/2004	Metzger	D30/109
D547,946 S *	8/2007	Johnson	D3/246
D646,485 S *	10/2011	Mason	D3/299
D653,849 S	2/2012	Jariwala		
D653,850 S	2/2012	Gonzalez		
D655,504 S	3/2012	Barlier		

* cited by examiner

Primary Examiner — Holly Baynham

(74) *Attorney, Agent, or Firm* — Kirk A. Buhler; Butler & Associates

(57) **CLAIM**

The ornamental design for a caddy-piller convertible bag, as shown and described.

DESCRIPTION

FIG. 1 is a top perspective view for a caddy-piller convertible bag open and expanded showing my new design;
 FIG. 2 is a right open and expanded side view thereof;
 FIG. 3 is a left open and expanded side view thereof;
 FIG. 4 is a top open and expanded side view thereof;
 FIG. 5 is a bottom open and expanded side view thereof;
 FIG. 6 is a front open and expanded side view thereof;
 FIG. 7 is a rear open and expanded side view thereof;
 FIG. 8 is a top closed perspective view thereof;
 FIG. 9 is a right closed side view thereof;
 FIG. 10 is a left closed side view thereof;
 FIG. 11 is a top closed side view thereof;
 FIG. 12 is a bottom closed side view thereof;
 FIG. 13 is a front closed side view thereof;
 FIG. 14 is a rear closed side view thereof
 FIG. 15 is a top unfolded perspective view thereof;
 FIG. 16 is a right unfolded side view thereof;
 FIG. 17 is a left unfolded side view thereof;
 FIG. 18 is a top unfolded side view thereof;
 FIG. 19 is a bottom unfolded side view thereof;
 FIG. 20 is a front unfolded side view thereof; and,
 FIG. 21 is a rear unfolded side view thereof.

1 Claim, 12 Drawing Sheets





FIG. 1

FIG. 2



FIG. 3

FIG. 4



FIG. 5



FIG. 6



FIG. 7





FIG. 8

FIG. 9



FIG. 10



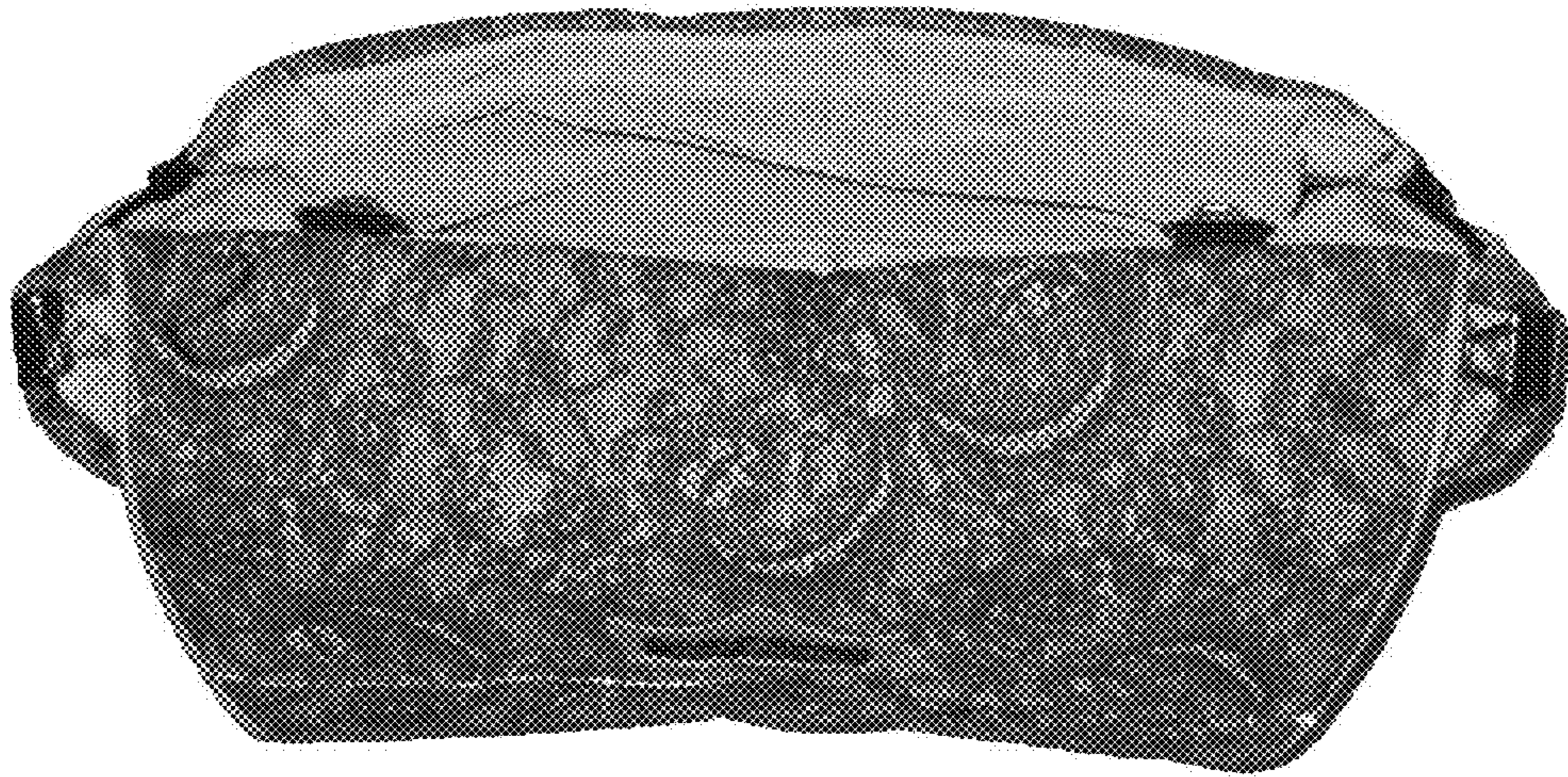


FIG. 11




FIG. 12

FIG. 13



FIG. 14





FIG. 15




FIG. 16



FIG. 17




FIG. 18




FIG. 19

FIG. 20



FIG. 21

