

US00D698538S

(12) **United States Design Patent**
van Haasteren

(10) **Patent No.:** **US D698,538 S**
(45) **Date of Patent:** **** Feb. 4, 2014**

(54) **INSOLE**

4,852,273 A 8/1989 Hamy
D330,802 S 11/1992 Edmund et al.
D341,025 S 11/1993 Avar

(75) Inventor: **Joost Robert van Haasteren,**
Amsterdam (NL)

(Continued)

(73) Assignee: **S.C. Johnson & Son, Inc.,** Racine, WI
(US)

FOREIGN PATENT DOCUMENTS

DE 20 2010 015 777 U1 3/2011
EM 001628967-0001 11/2009

(**) Term: **14 Years**

(Continued)

(21) Appl. No.: **29/384,459**

OTHER PUBLICATIONS

(22) Filed: **Jan. 31, 2011**

U.S. Appl. No. 29/396,076, filed Jun. 24, 2011, van Haasteren.

(30) **Foreign Application Priority Data**

(Continued)

Aug. 5, 2010 (EM) 001740614-0001

(51) **LOC (10) Cl.** **02-99**

(52) **U.S. Cl.**

USPC **D2/961**

(58) **Field of Classification Search**

USPC D2/946, 961; 36/43, 44, 71

See application file for complete search history.

(56) **References Cited**

U.S. PATENT DOCUMENTS

1,780,574 A * 11/1930 Williams 36/43
2,268,777 A 1/1942 Scholl
2,347,207 A * 4/1944 Meyer 36/44
2,379,366 A 6/1945 Lombard
2,383,122 A 8/1945 Ghez et al.
D257,647 S 12/1980 Combaret
4,268,980 A 5/1981 Gudas
4,435,910 A 3/1984 Marc
4,439,936 A 4/1984 Clarke et al.
4,507,879 A 4/1985 Dassler
4,619,056 A 10/1986 Lin et al.
D287,302 S * 12/1986 Peterson D2/961
D300,084 S * 3/1989 Ito et al. D2/961
D300,085 S * 3/1989 Ito et al. D2/961
D302,764 S 8/1989 Peoples et al.

Primary Examiner — Dominic Simone

(57)

CLAIM

I claim the ornamental design for an insole, as shown and described.

DESCRIPTION

FIG. 1 is a top perspective view of a first embodiment of the claimed design;

FIG. 2 is a bottom perspective view thereof;

FIG. 3 is a back view thereof;

FIG. 4 is a front view thereof;

FIG. 5 is a top view thereof;

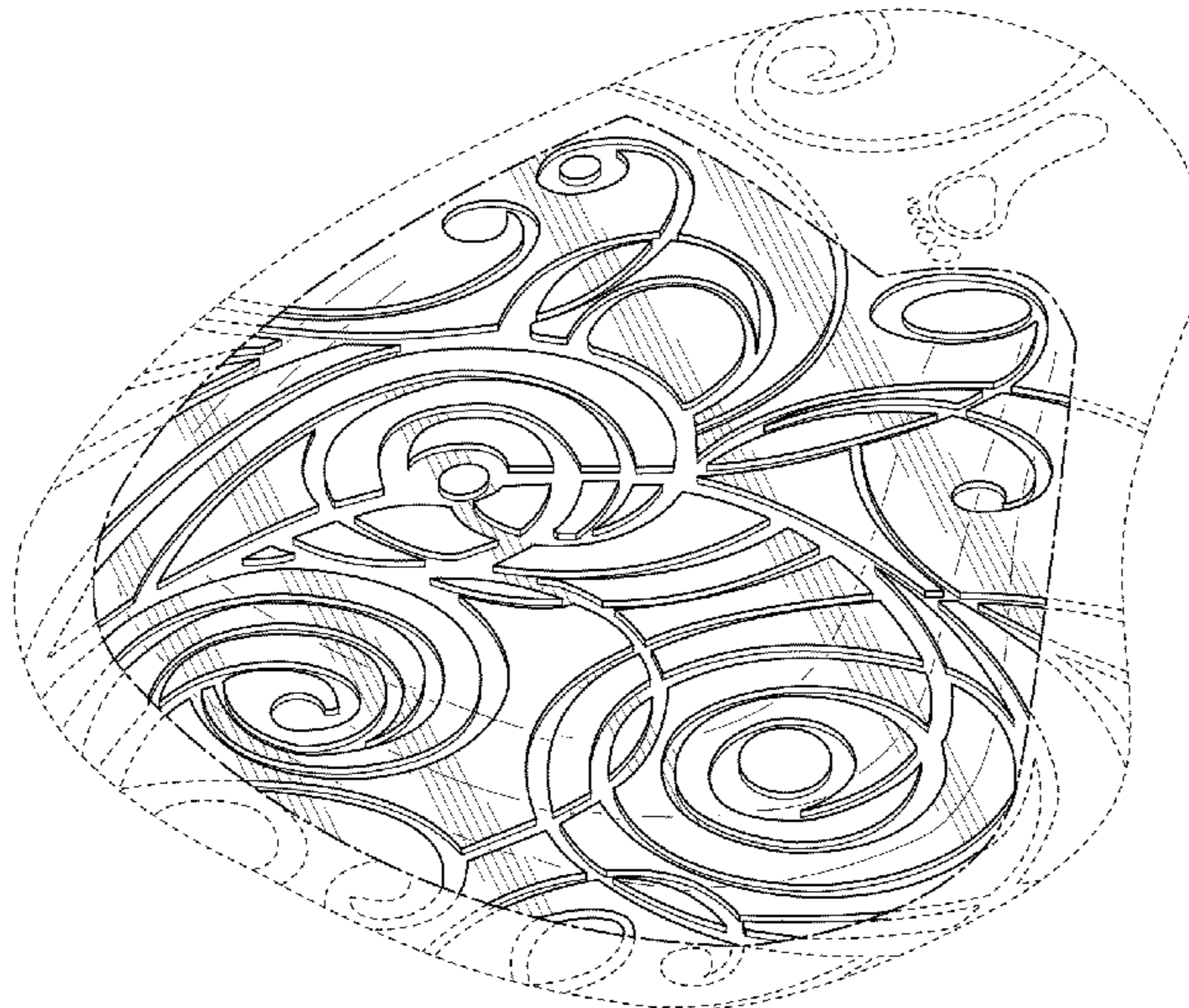
FIG. 6 is a bottom view thereof;

FIG. 7 is a left side view thereof; and,

FIG. 8 is a right side view thereof.

The ornamental design which is claimed is shown in solid lines in the drawings. The broken lines in the drawings are for illustrative purposes only and form no part of the claimed design. Broken lines formed by equal length dashes show unclaimed portions of the design. Broken lines formed of unequal length dashes (i.e., dash-dot) show boundaries between claimed and unclaimed portions of the design. Elements visible behind transparent surfaces are shown in light, full lines.

1 Claim, 6 Drawing Sheets



(56)

References Cited

U.S. PATENT DOCUMENTS

D351,719 S * 10/1994 Piotrowicz D2/961
 5,440,826 A 8/1995 Whatley
 5,509,218 A 4/1996 Arcan et al.
 5,669,162 A 9/1997 Dyer
 5,713,143 A * 2/1998 Kendall 36/43
 D392,446 S 3/1998 Fogg
 5,787,609 A 8/1998 Wu
 D398,745 S 9/1998 Cass
 6,026,593 A 2/2000 Harmon-Weiss et al.
 D432,761 S 10/2000 Patterson et al.
 D437,107 S 2/2001 Patterson et al.
 6,199,302 B1 3/2001 Kayano
 D441,943 S 5/2001 Patterson et al.
 6,266,897 B1 7/2001 Seydel et al.
 D447,323 S 9/2001 Cadet
 D456,125 S * 4/2002 Grisoni et al. D2/961
 D456,126 S * 4/2002 Grisoni et al. D2/961
 D458,441 S 6/2002 Gillespie
 6,425,194 B1 7/2002 Brie
 D474,876 S 5/2003 Ortuno Santa
 6,763,613 B2 7/2004 Brown
 D496,526 S * 9/2004 Grisoni et al. D2/961
 D502,594 S 3/2005 Belley et al.
 6,865,759 B2 3/2005 Pearce
 D504,007 S 4/2005 Cintron
 D504,555 S 5/2005 Urie
 D507,097 S 7/2005 Sonnergren
 D515,293 S 2/2006 Maguire
 D522,724 S 6/2006 Urie et al.
 D531,790 S * 11/2006 Wurzburg D2/961
 7,140,126 B2 11/2006 Crane et al.
 7,159,342 B2 * 1/2007 Grisoni et al. 36/71
 D542,015 S 5/2007 McClaskie
 D547,933 S 8/2007 Loverin
 D547,934 S 8/2007 Loverin
 D548,434 S 8/2007 McClaskie
 D551,832 S 10/2007 Scott
 D552,837 S 10/2007 Scott
 D554,333 S 11/2007 Belley et al.
 D560,333 S 1/2008 McClaskie
 D561,438 S 2/2008 Belley
 D569,084 S 5/2008 Hatfield et al.
 D570,080 S 6/2008 Feller et al.
 D574,134 S 8/2008 Petrie

D583,134 S 12/2008 Moore et al.
 D586,091 S 2/2009 Koh
 D586,545 S * 2/2009 Feldman D2/961
 7,490,416 B2 2/2009 Townsend
 D587,440 S 3/2009 Belley et al.
 7,506,459 B2 3/2009 Grisoni et al.
 D594,193 S 6/2009 Duffy
 D595,038 S 6/2009 Kirschhoffer et al.
 D601,786 S 10/2009 Avent et al.
 D602,238 S 10/2009 Avent et al.
 D602,683 S 10/2009 Roundhouse
 D604,035 S 11/2009 Lemaster
 D617,086 S * 6/2010 Avent et al. D2/961
 D619,342 S 7/2010 McClaskie
 D634,527 S 3/2011 Butler
 D640,454 S * 6/2011 Claassen D2/961
 D663,931 S * 7/2012 Allen et al. D2/961
 2002/0004999 A1 1/2002 Caine et al.
 2006/0026865 A1 2/2006 Grisoni et al.
 2008/0271340 A1 11/2008 Grisoni et al.
 2009/0133292 A1 5/2009 Salvatelli et al.
 2009/0241372 A1 10/2009 Ryu
 2010/0058540 A1 3/2010 Calvert
 2011/0023328 A1 2/2011 Testa et al.

FOREIGN PATENT DOCUMENTS

EM 001628967-0003 11/2009
 EM 001671074-0001 2/2010
 EP 1 864 779 B1 12/2010
 GB 2085533 2/1999
 GB 3022349 9/2005
 GB 4011169 5/2009
 WO WO 99/47014 9/1999
 WO WO 2005/051115 A1 6/2005

OTHER PUBLICATIONS

U.S. Appl. No. 29/349,712, filed Apr. 26, 2010, Claassen.
 U.S. Appl. No. 29/384,375, filed Jan. 31, 2011, van Haasteren.
 U.S. Appl. No. 29/384,389, filed Jan. 31, 2011, van Haasteren.
 Specification and Drawings for PCT/NL2010/050710, Title: Insole Pad for Footwear, filed Oct. 25, 2010. (Application not yet published).
 U.S. Appl. No. 29/360,192, filed Apr. 21, 2010, Claassen.
 U.S. Appl. No. 29/403,812, filed Oct. 11, 2011, An Haasteren.

* cited by examiner

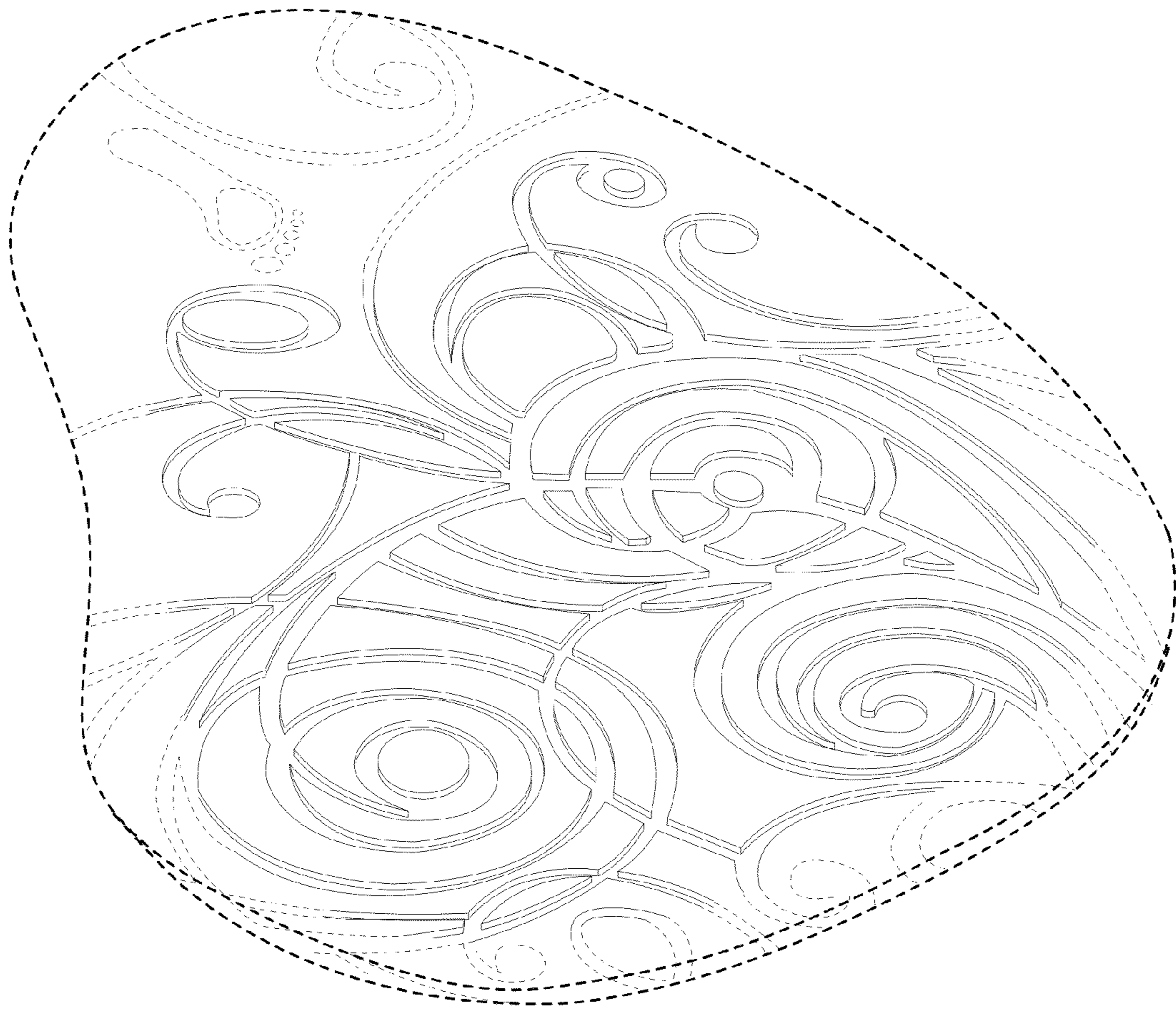


FIG. 1

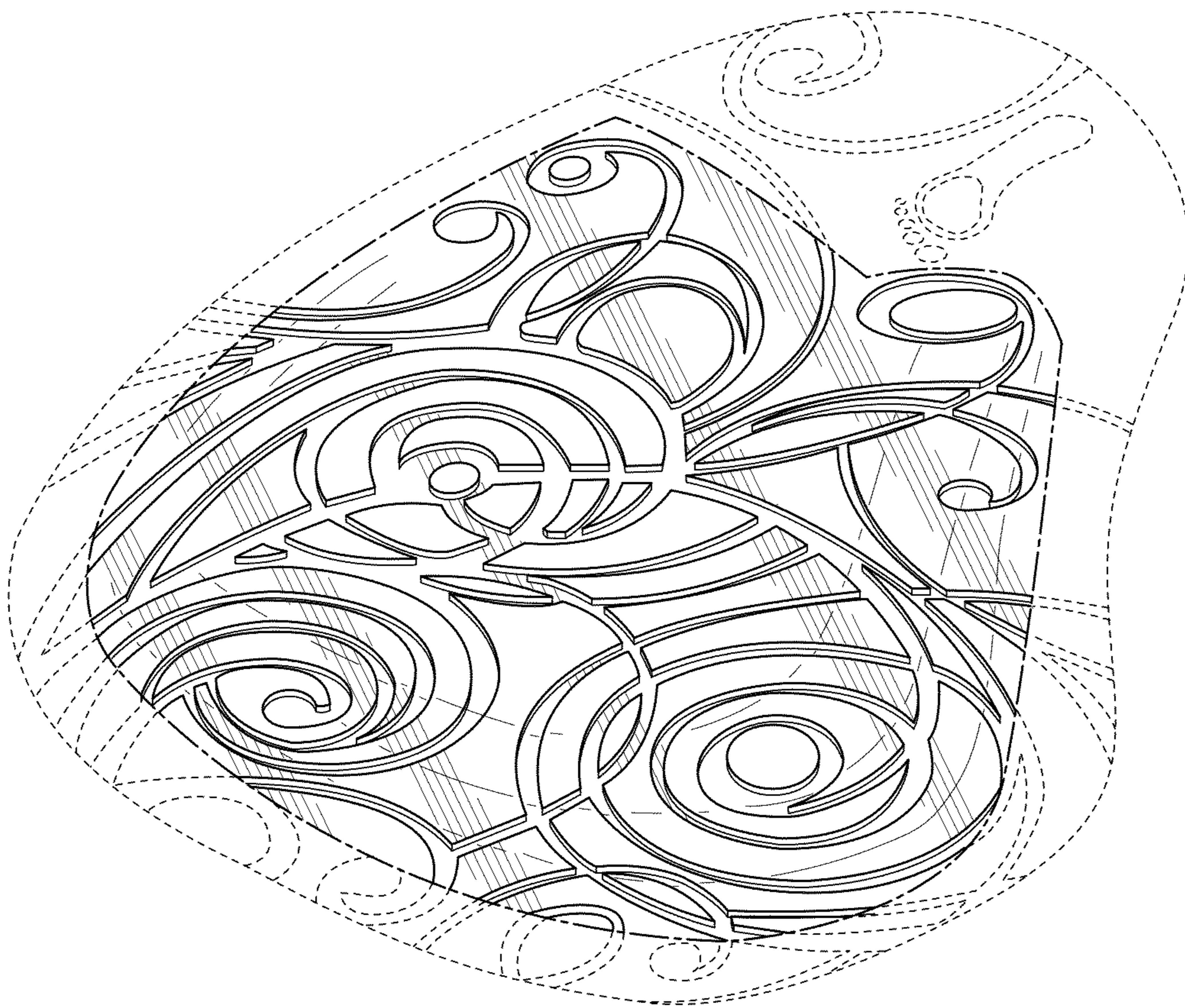


FIG. 2



FIG. 3




FIG. 4



FIG. 5



FIG. 6

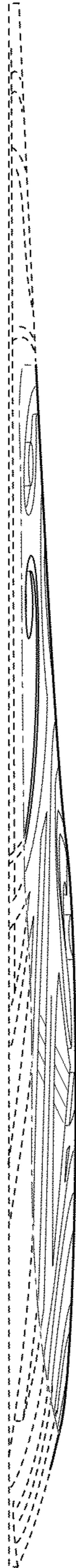


FIG. 7

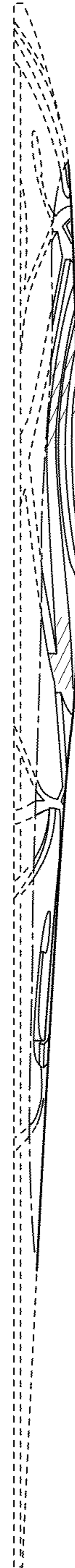


FIG. 8