

US00D698537S

(12) **United States Design Patent**
McClaskie

(10) **Patent No.:** **US D698,537 S**

(45) **Date of Patent:** **** Feb. 4, 2014**

(54) **OUTSOLE FOR A SHOE**

(71) Applicant: **Thomas E. McClaskie**, Bethlehem, PA
(US)

(72) Inventor: **Thomas E. McClaskie**, Bethlehem, PA
(US)

(73) Assignee: **Columbia Insurance Company**,
Omaha, NE (US)

(**) Term: **14 Years**

(21) Appl. No.: **29/454,224**

(22) Filed: **May 8, 2013**

(51) **LOC (10) Cl.** **02-04**

(52) **U.S. Cl.**

USPC **D2/952**; D2/948; D2/951

(58) **Field of Classification Search**

USPC D2/902, 906, 908, 916, 918, 925,
D2/946-962, 977; 36/3 B, 22 R, 24.5, 25 R,
36/28, 32 R, 34 R, 59 C, 67 A, 103

See application file for complete search history.

(56) **References Cited**

U.S. PATENT DOCUMENTS

D530,063 S	*	10/2006	Issler	D2/916
D556,433 S	*	12/2007	Le	D2/957
D591,941 S	*	5/2009	McClaskie	D2/952
D591,942 S	*	5/2009	McClaskie	D2/952
D593,289 S	*	6/2009	McClaskie	D2/952

D599,090 S	*	9/2009	McClaskie	D2/952
D600,894 S	*	9/2009	Issler	D2/952
D603,593 S	*	11/2009	McClaskie	D2/952
D608,993 S	*	2/2010	McClaskie	D2/952
D625,090 S	*	10/2010	McClaskie	D2/952
D626,319 S	*	11/2010	McClaskie	D2/952
D626,732 S	*	11/2010	McClaskie	D2/952
D670,485 S	*	11/2012	Mcclaskie	D2/952
D674,176 S	*	1/2013	McClaskie	D2/952

* cited by examiner

Primary Examiner — T. Chase Nelson

(74) *Attorney, Agent, or Firm* — IP Attorneys Group, LLC

(57) **CLAIM**

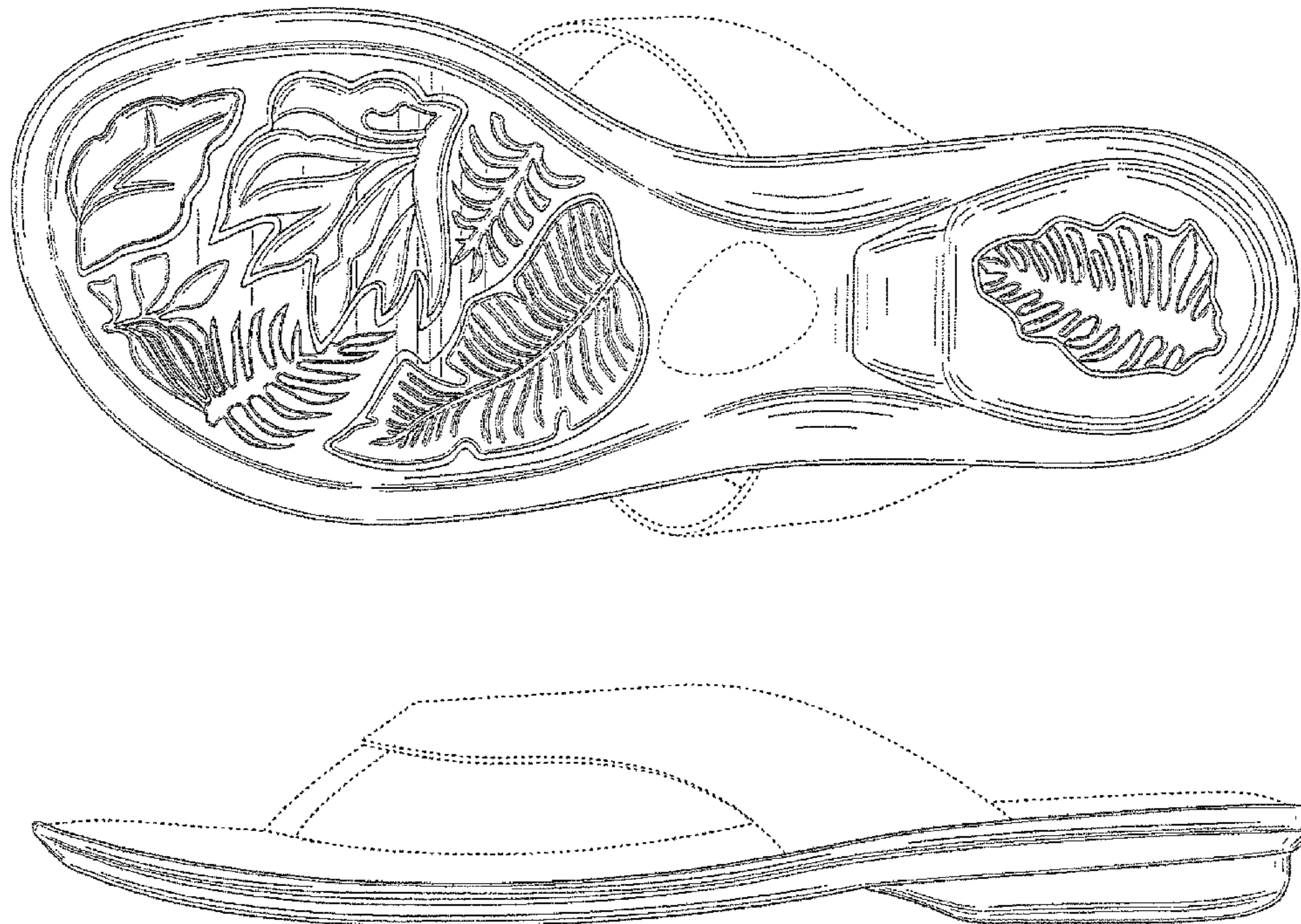
The ornamental design for an outsole for a shoe, as shown and described.

DESCRIPTION

FIG. 1 is a bottom perspective view of an outsole for a shoe in accordance with my new design; FIG. 2 is a top view thereof; FIG. 3 is a bottom view thereof; FIG. 4 is a left side view thereof; FIG. 5 is a right side view thereof; FIG. 6 is a front view thereof; and, FIG. 7 is a rear view thereof.

The broken lines shown in all of the figures are for environmental purposes and form no part of the claim. The broken lines shown on a face of the outsole in FIGS. 1 and 3 represent boundaries of the design with the lines themselves and the areas within them form no part of the claimed design.

1 Claim, 7 Drawing Sheets



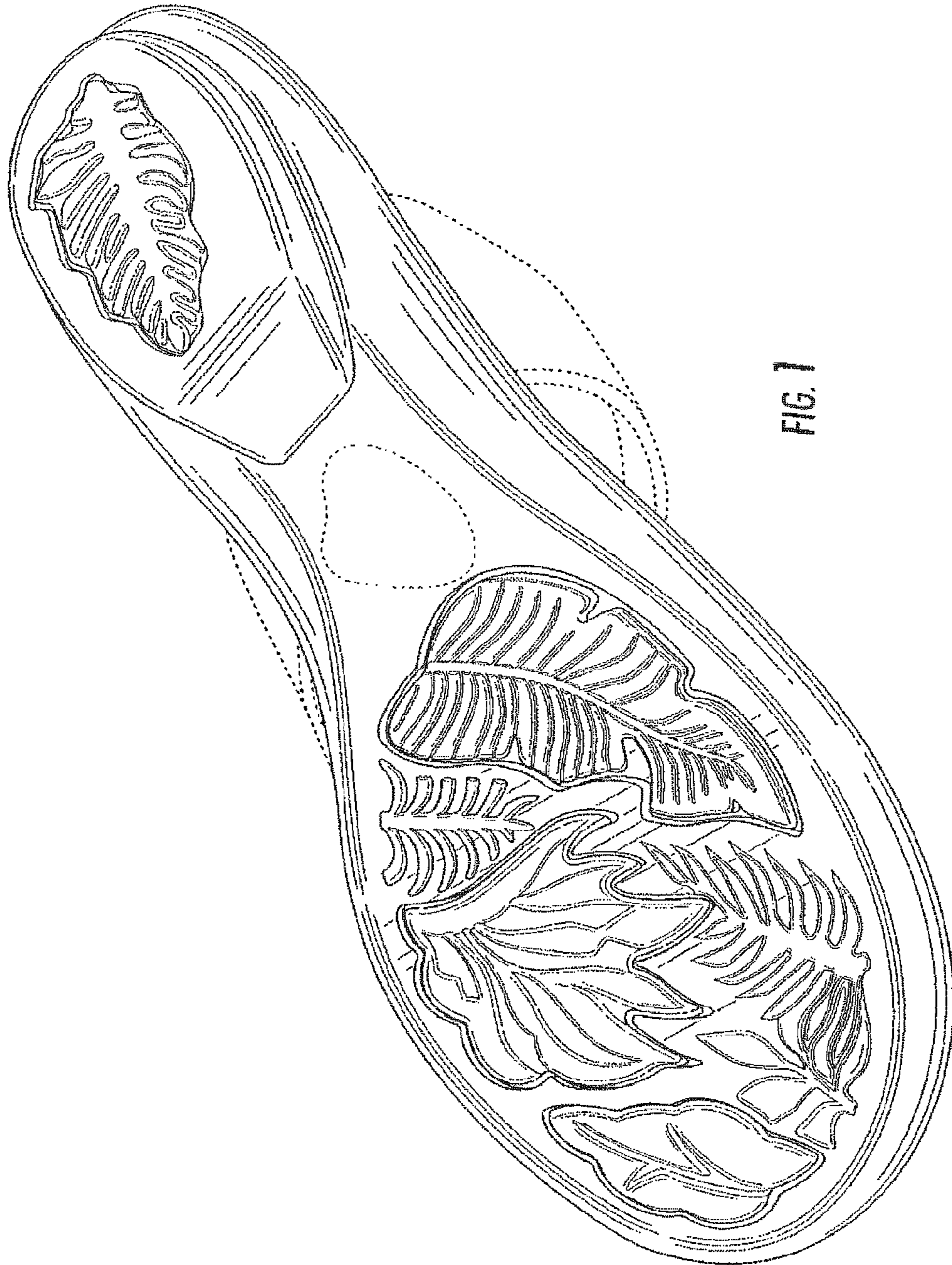


FIG. 1




FIG. 2

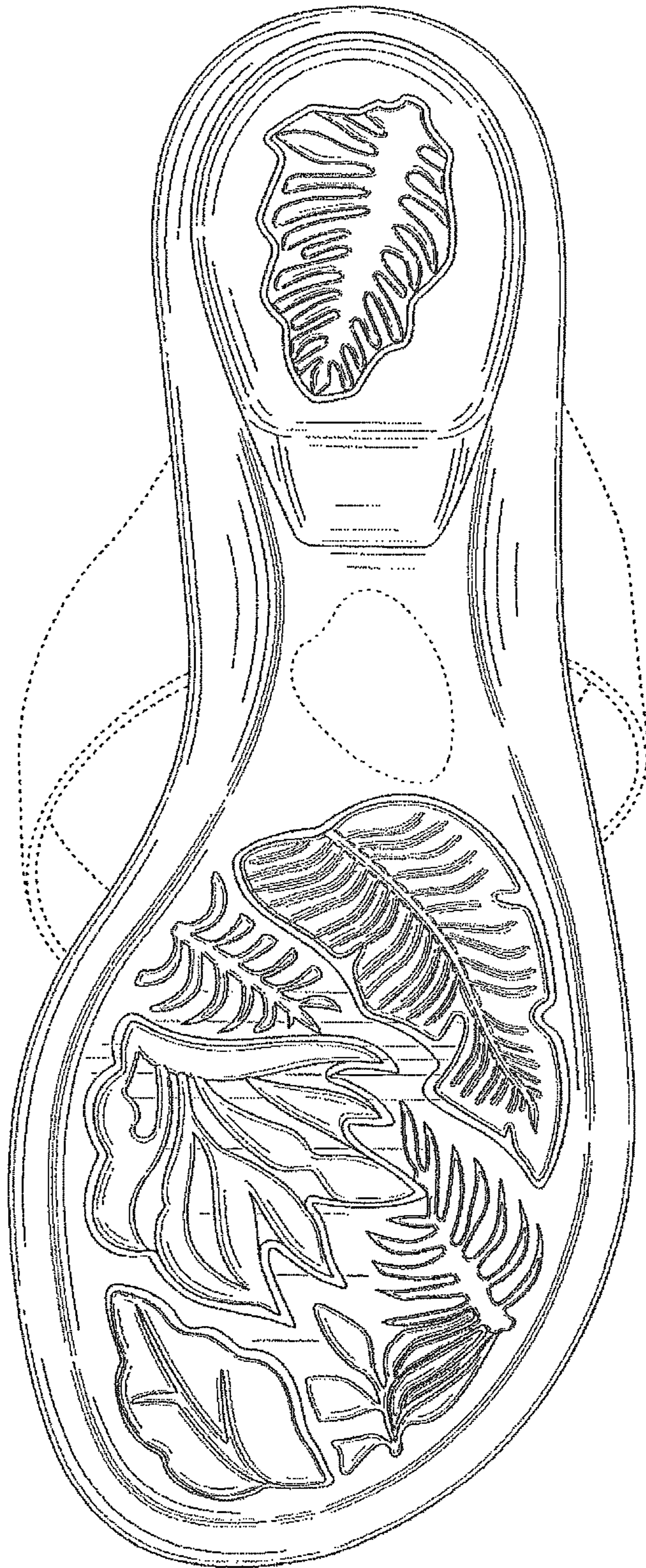


FIG. 3

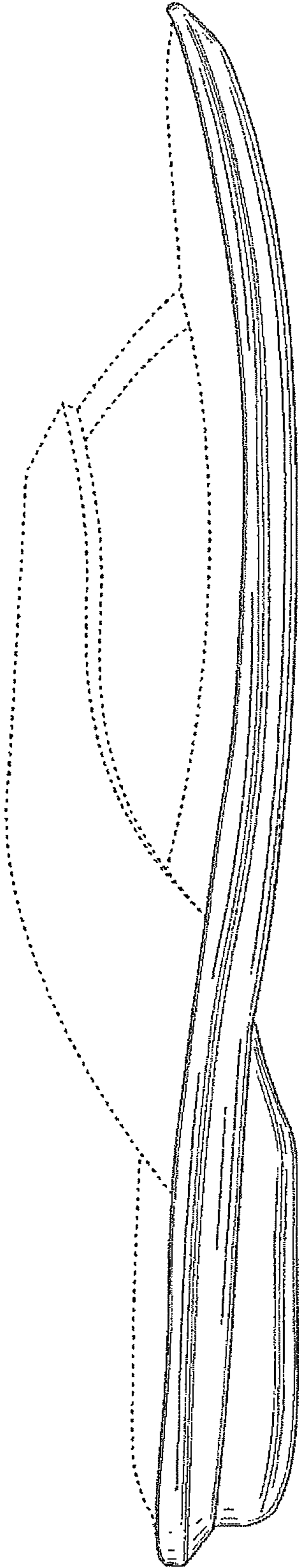


FIG. 4

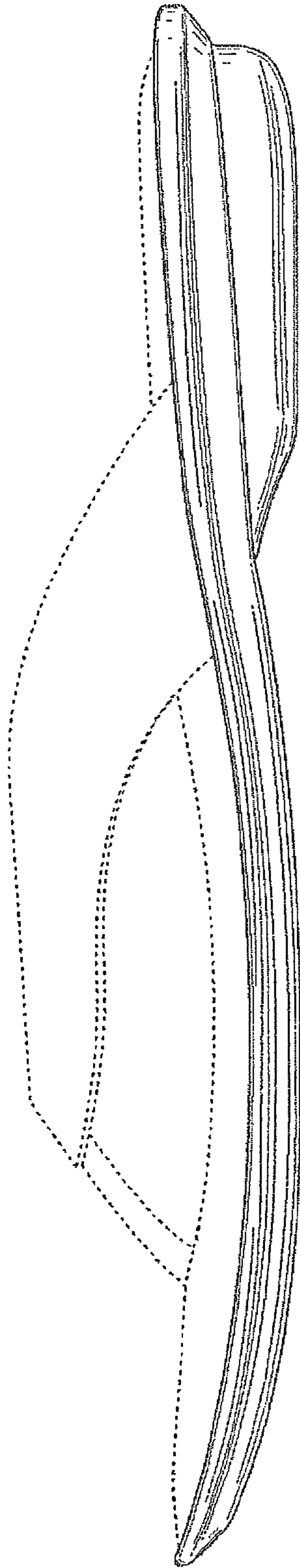


FIG. 5

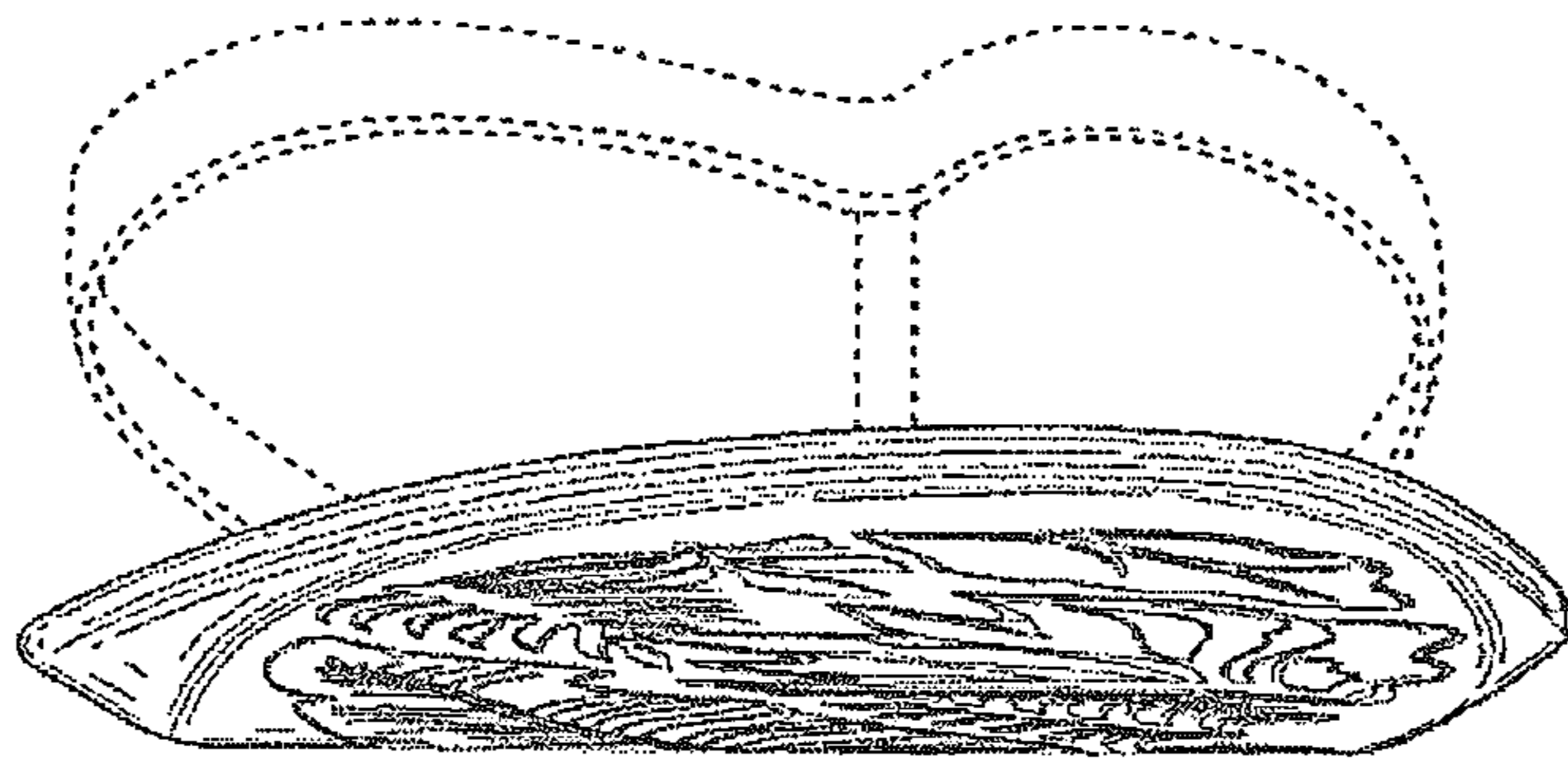


FIG. 6

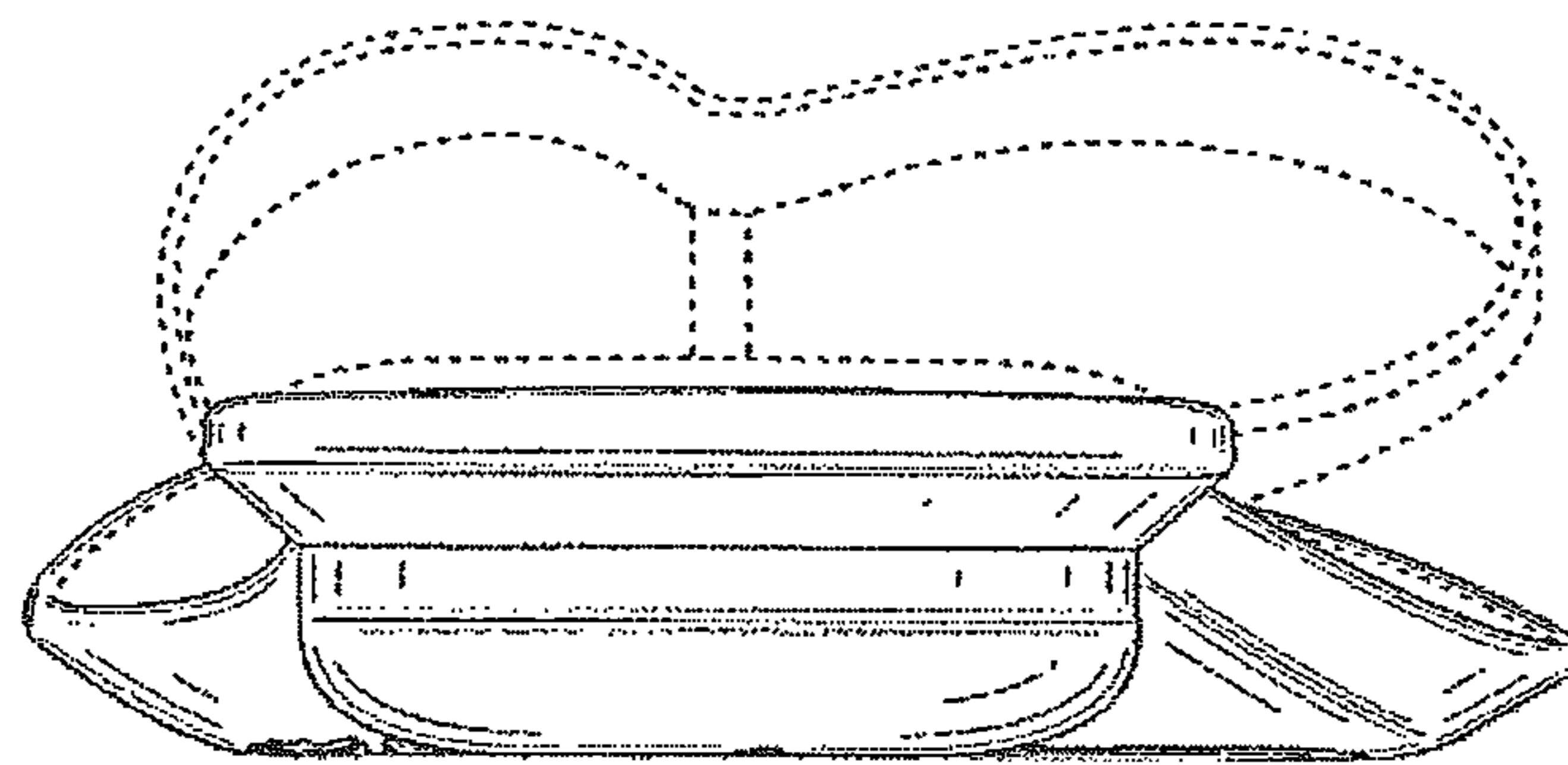


FIG. 7