



US00D698519S

(12) **United States Design Patent**  
**Wahl**

(10) **Patent No.:** **US D698,519 S**

(45) **Date of Patent:** **\*\* Feb. 4, 2014**

(54) **PANTS**

(71) Applicant: **Timothy Wahl**, New Port Richey, FL  
(US)

(72) Inventor: **Timothy Wahl**, New Port Richey, FL  
(US)

(\*\*) Term: **14 Years**

(21) Appl. No.: **29/453,137**

(22) Filed: **Apr. 25, 2013**

(51) **LOC (10) Cl.** ..... **02-02**

(52) **U.S. Cl.**  
USPC ..... **D2/742**

(58) **Field of Classification Search**  
USPC ..... D2/717, 731, 749, 750, 840, 841, 844,  
D2/847, 848, 850, 853, 742, 743, 857;  
2/90, 106, 113, 115, 227, 228, 242,  
2/247

See application file for complete search history.

(56) **References Cited**

**U.S. PATENT DOCUMENTS**

575,496 A \* 1/1897 Silverman ..... 2/228  
5,191,659 A \* 3/1993 Backus ..... 2/227

D534,334 S \* 1/2007 Davis ..... D2/743  
D663,924 S \* 7/2012 Mullen ..... D2/742  
D679,890 S \* 4/2013 Persaud ..... D2/742  
D685,980 S \* 7/2013 Wahl ..... D2/738

**FOREIGN PATENT DOCUMENTS**

JP 2007154387 A \* 6/2007  
WO WO 2004021812 A1 \* 3/2004 ..... A41D 1/06

\* cited by examiner

*Primary Examiner* — Rashida Johnson

(74) *Attorney, Agent, or Firm* — Gulf Coast Intellectual  
Property Group

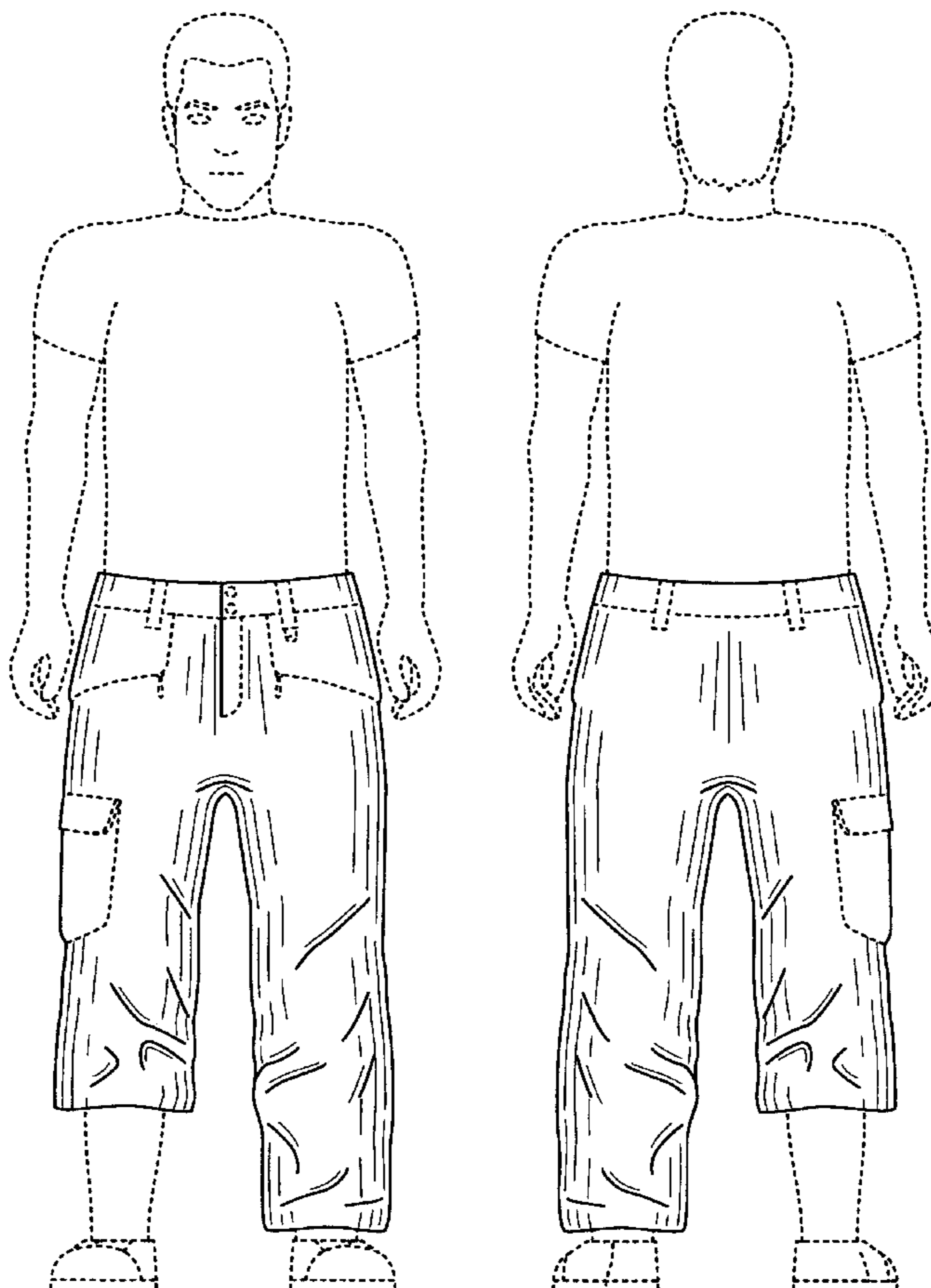
(57) **CLAIM**


The ornamental design for pants, as shown and described.

**DESCRIPTION**

FIG. 1 is a perspective view of the present invention; and  
FIG. 2 is a front view of the present invention; and  
FIG. 3 is a rear view of the present invention; and  
FIG. 4 is a left side view of the present invention; and  
FIG. 5 is a right side view of the present invention.  
Wherein the dotted lines illustrated herein showing use and  
environment and forming no part of the claimed invention.

**1 Claim, 3 Drawing Sheets**





**FIG. 1**

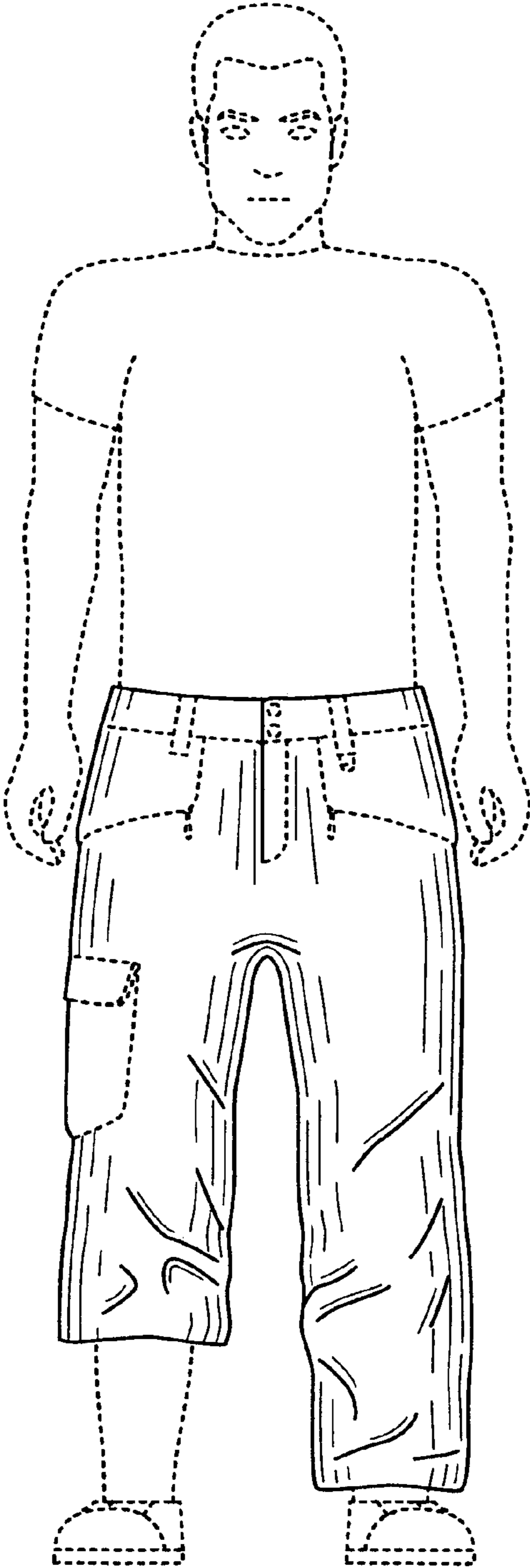


FIG. 2

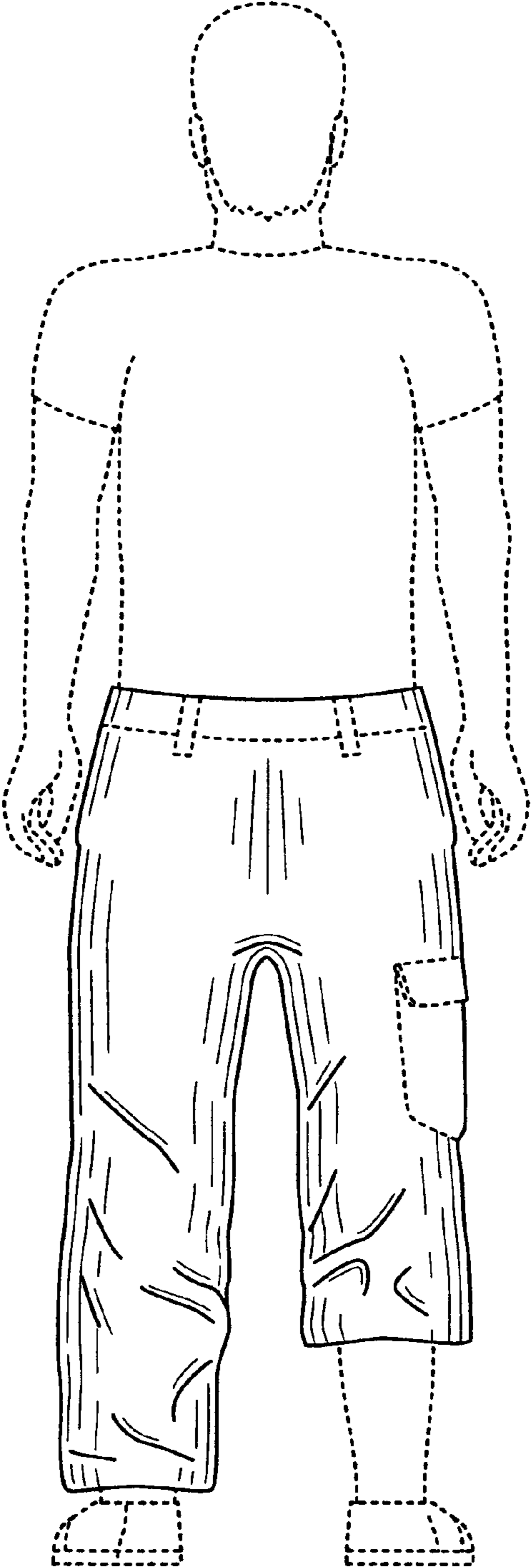
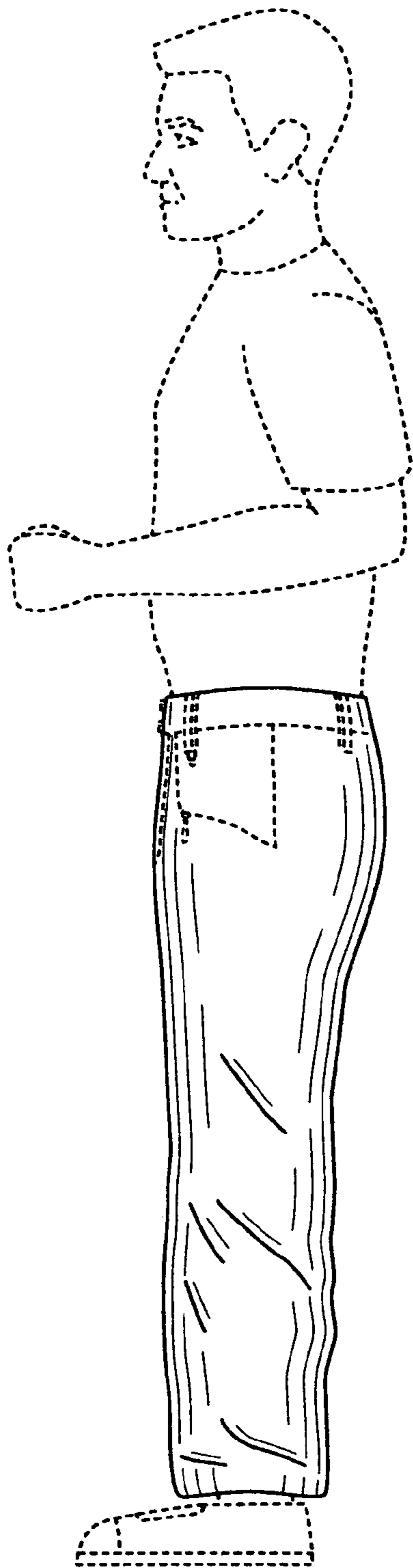
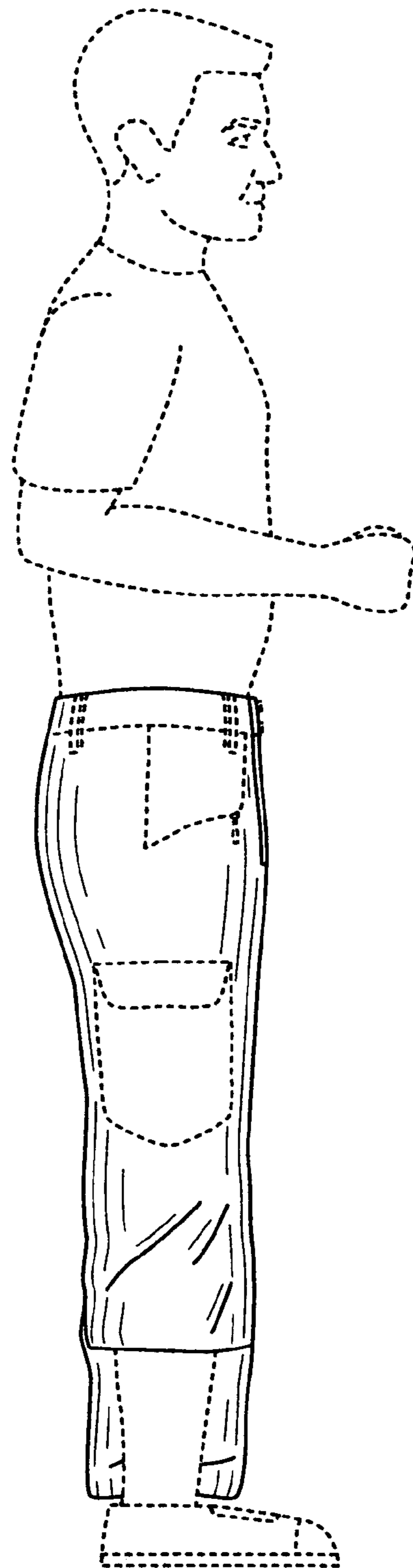


FIG. 3



**FIG. 4**



**FIG. 5**