



US00D698517S

(12) **United States Design Patent**
McNamara

(10) **Patent No.:** **US D698,517 S**

(45) **Date of Patent:** **** Feb. 4, 2014**

(54) **PRIVACY CHANGING BAG**

(75) Inventor: **Craig McNamara**, Chattanooga, TN (US)

(73) Assignee: **Jamymac, Inc. LLC**, Chattanooga, TN (US)

(**) Term: **14 Years**

(21) Appl. No.: **29/419,821**

(22) Filed: **May 2, 2012**

(51) **LOC (10) Cl.** **02-02**

(52) **U.S. Cl.**

USPC **D2/728**

(58) **Field of Classification Search**

USPC D2/700, 721, 728, 757, 796; D3/271.4; 2/1, 69, 69.5, 105; 224/575, 577, 586; 383/4

See application file for complete search history.

(56) **References Cited**

U.S. PATENT DOCUMENTS

2,534,473	A *	12/1950	Peek	383/4
4,669,128	A *	6/1987	Furgang	2/69
5,101,513	A *	4/1992	Bowers	2/84
6,311,330	B1 *	11/2001	Rothman	2/69
6,349,411	B1 *	2/2002	Tyler	2/69
D624,282	S *	9/2010	Clements	D2/860
D626,722	S *	11/2010	Macke et al.	D2/728
2005/0044606	A1 *	3/2005	Flanagan-Frazier	2/69
2006/0143773	A1 *	7/2006	Danilova	2/88
2007/0261168	A1 *	11/2007	Frye	5/482
2007/0289061	A1 *	12/2007	Dumoulin	5/417

* cited by examiner

Primary Examiner — Ian Simmons

Assistant Examiner — Richelle G Shelton

(74) *Attorney, Agent, or Firm* — J. Bennett Mullinax LLC

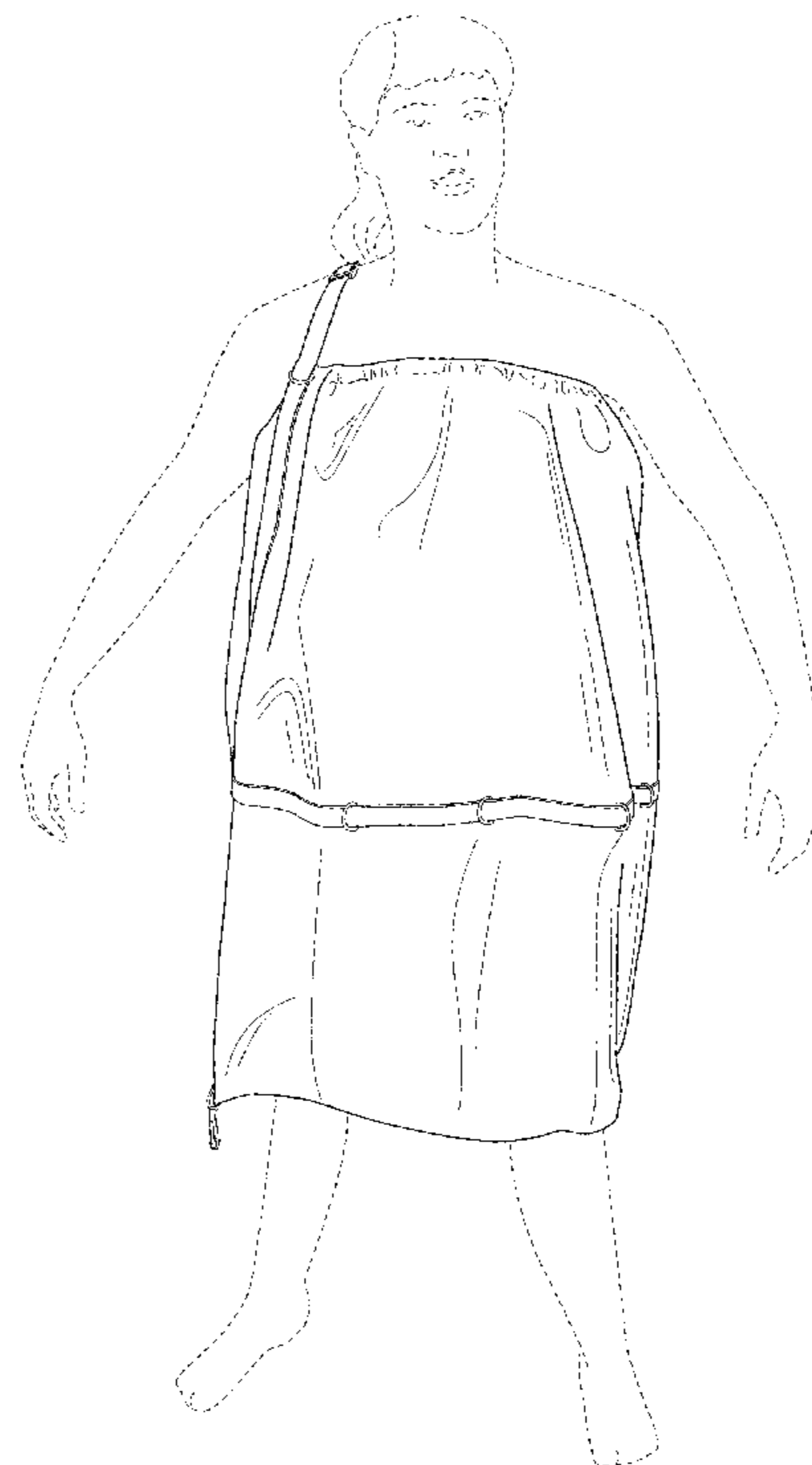
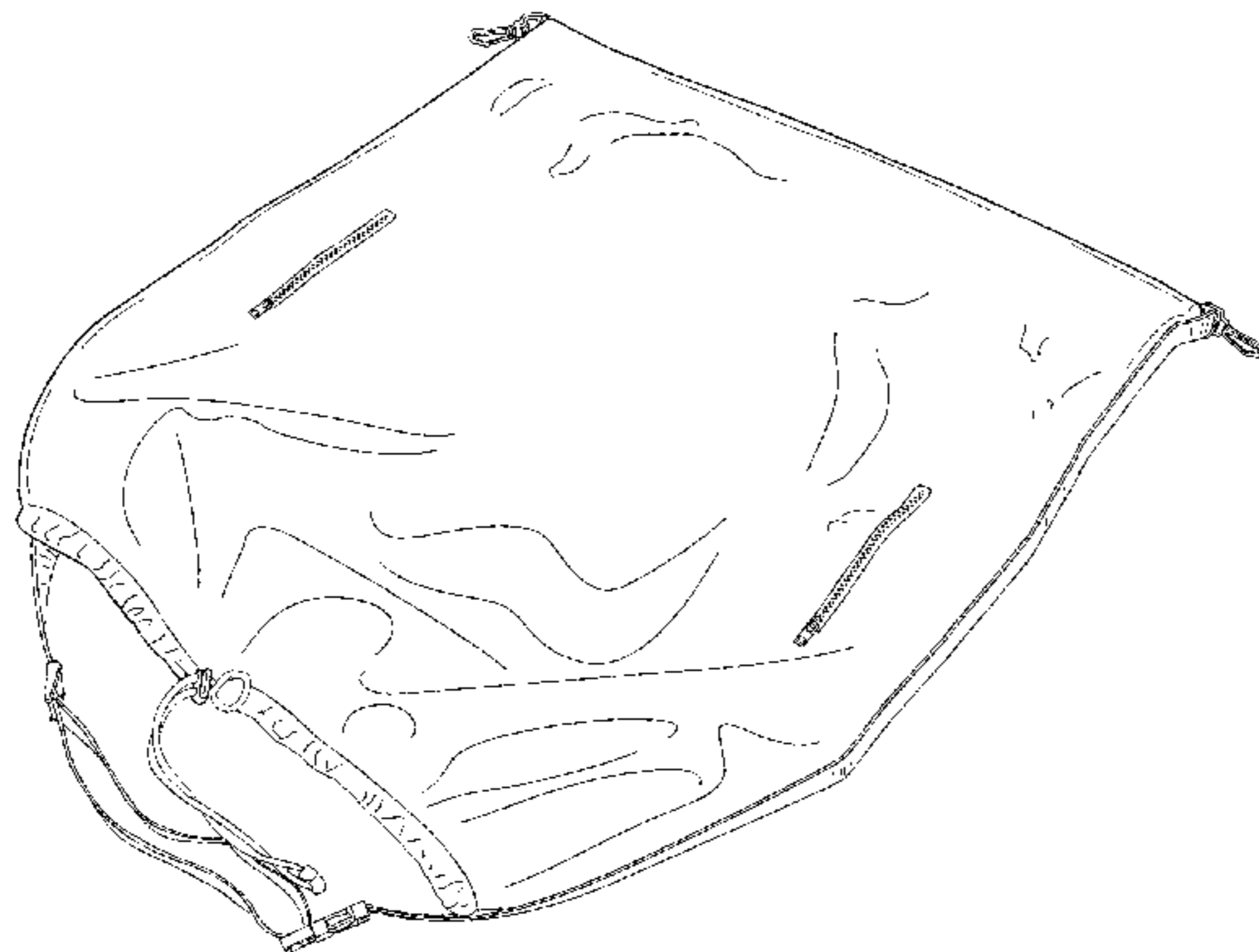
(57) **CLAIM**

The ornamental design for a privacy changing bag, as shown and described.

DESCRIPTION

FIG. 1 is a perspective view of the privacy changing bag according to the present design;
 FIG. 2 is a front view of the privacy changing bag as shown in FIG. 1;
 FIG. 3 is a back view of the privacy changing bag as shown in FIG. 1;
 FIG. 4 is a right side view of the privacy changing bag as shown in FIG. 1;
 FIG. 5 is a left side view of the privacy changing bag as shown in FIG. 1;
 FIG. 6 is a top view of the privacy changing bag as shown in FIG. 1;
 FIG. 7 is a bottom view of the privacy changing bag as shown in FIG. 1; and,
 FIG. 8 is a perspective view of the privacy changing bag as worn by an individual.
 The broken line showing of an individual in FIG. 8 is included for the purpose of illustrating environment and forms no part of the claimed design.

1 Claim, 6 Drawing Sheets



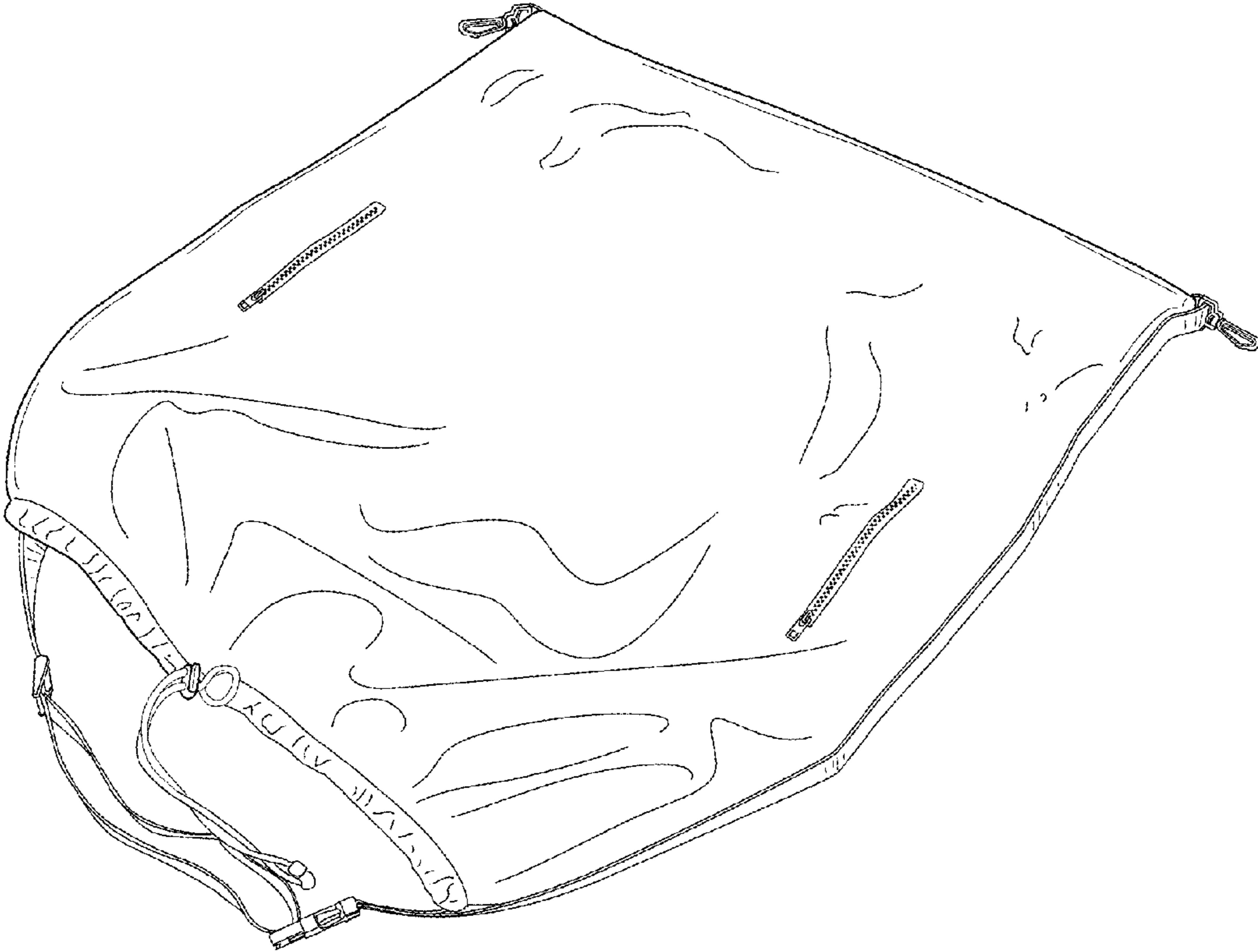


FIG. 1



FIG. 2

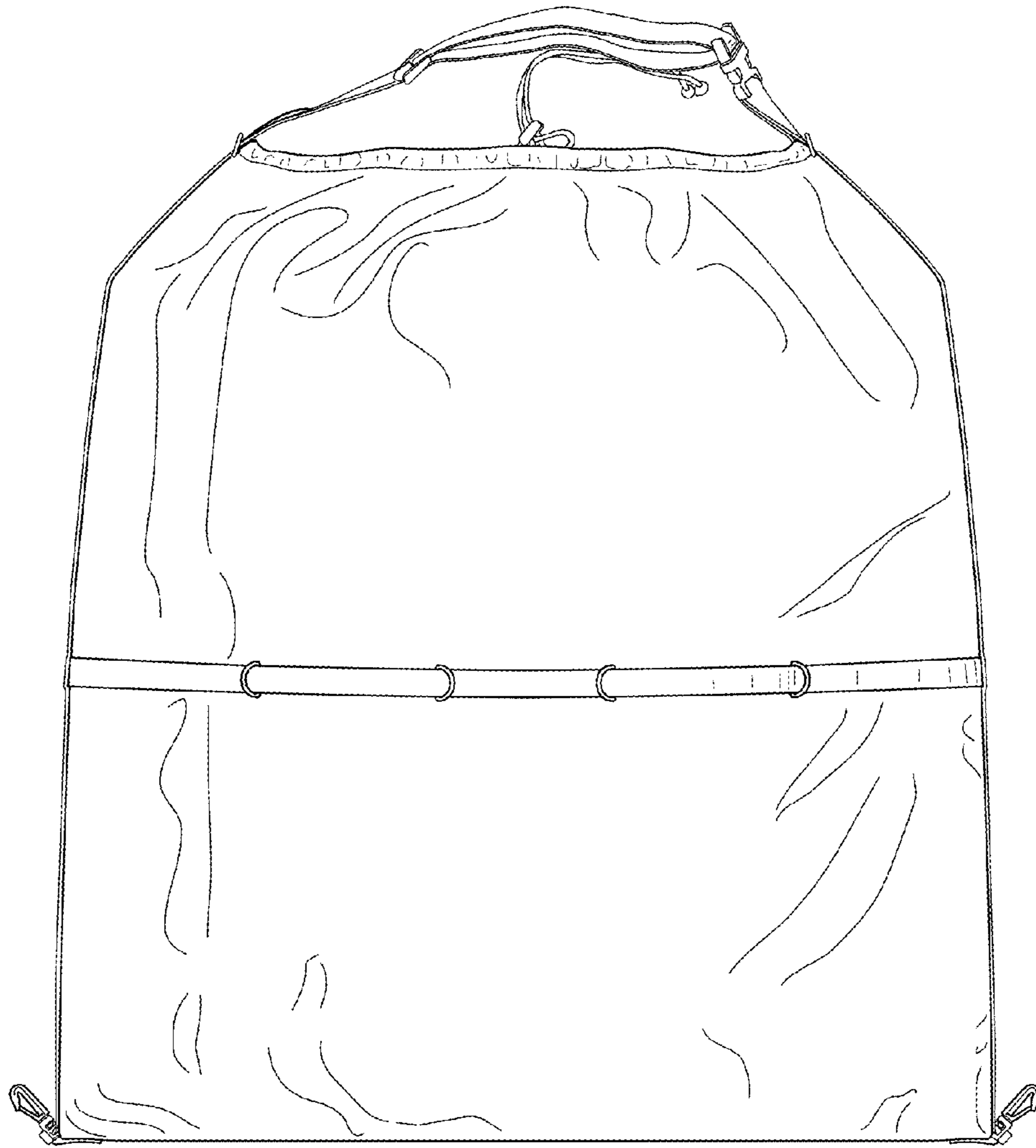


FIG. 3

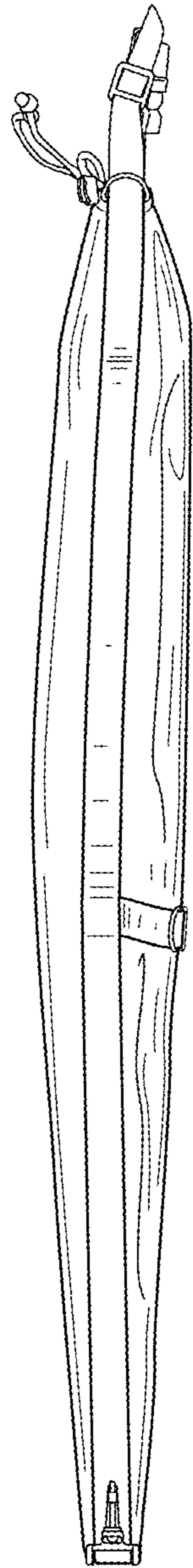


FIG. 4

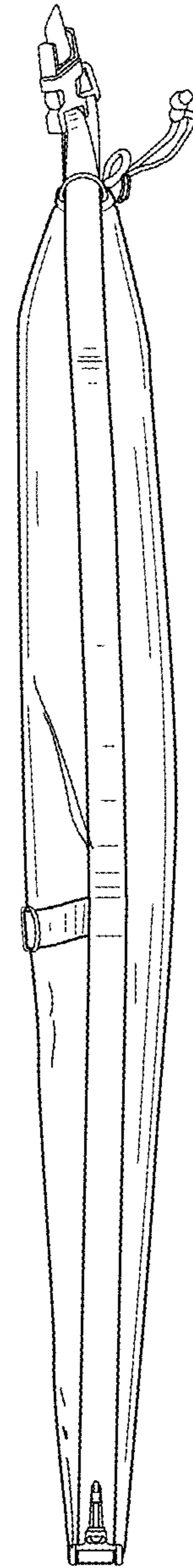


FIG. 5

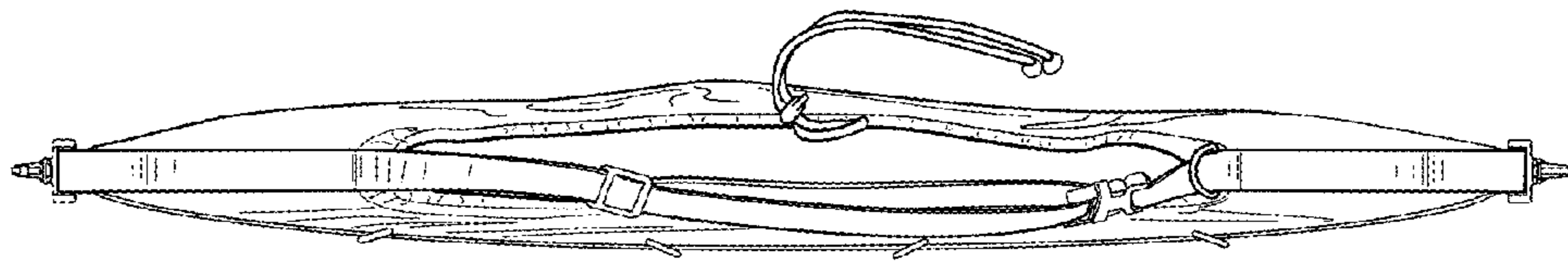


FIG. 6




FIG. 7

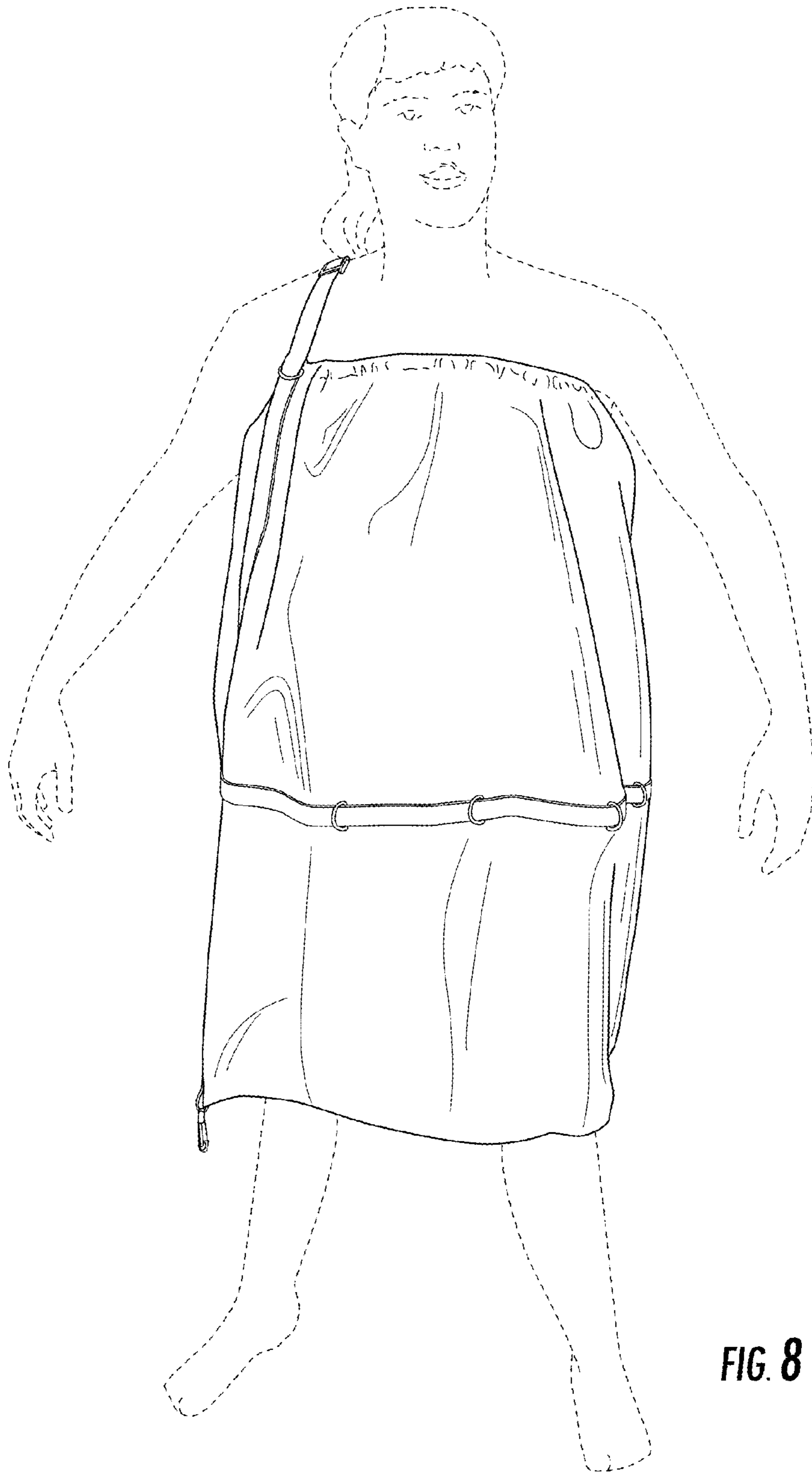


FIG. 8