



US00D698516S

(12) **United States Design Patent**
Marcial

(10) **Patent No.:** **US D698,516 S**

(45) **Date of Patent:** **** Feb. 4, 2014**

(54) **NURSING SCARF**
(71) Applicant: **April Marcial**, Corona, CA (US)
(72) Inventor: **April Marcial**, Corona, CA (US)
(**) Term: **14 Years**
(21) Appl. No.: **29/460,214**

D571,596 S 6/2008 Alvistur
7,490,362 B2 * 2/2009 Owen 2/104
7,555,790 B2 * 7/2009 Ostrander 2/104
D602,228 S * 10/2009 Pritchett D2/502
D618,945 S * 7/2010 Tanaka D6/601
D620,739 S * 8/2010 Mangano D6/603
7,765,613 B2 8/2010 Carr
D628,004 S * 11/2010 Moorefield D6/601
8,151,372 B2 4/2012 Denmore et al.
2007/0094764 A1 * 5/2007 Wakefield et al. 2/104

* cited by examiner

(22) Filed: **Jul. 9, 2013**
(51) **LOC (10) Cl.** **02-05**
(52) **U.S. Cl.**
USPC **D2/502**
(58) **Field of Classification Search**
USPC D2/500, 501, 502, 503, 504, 505, 506,
D2/507, 508, 600, 602, 603, 604, 605, 606,
D2/607, 608, 609, 627, 628, 629, 631, 632,
D2/823, 824, 860, 861, 862, 875; D6/601,
D6/603; D28/41; 2/46, 88, 91, 92, 207,
2/144, 145, 146, 147, 148, 149, 150, 151,
2/152.1, 153, 154, 155, 156, 157;
132/275

See application file for complete search history.

Primary Examiner — Karen E Eldridge Powers

(74) *Attorney, Agent, or Firm* — Kirk A. Buhler; Buhler & Associates

(57) **CLAIM**

The ornamental design for a nursing scarf, as shown and described.

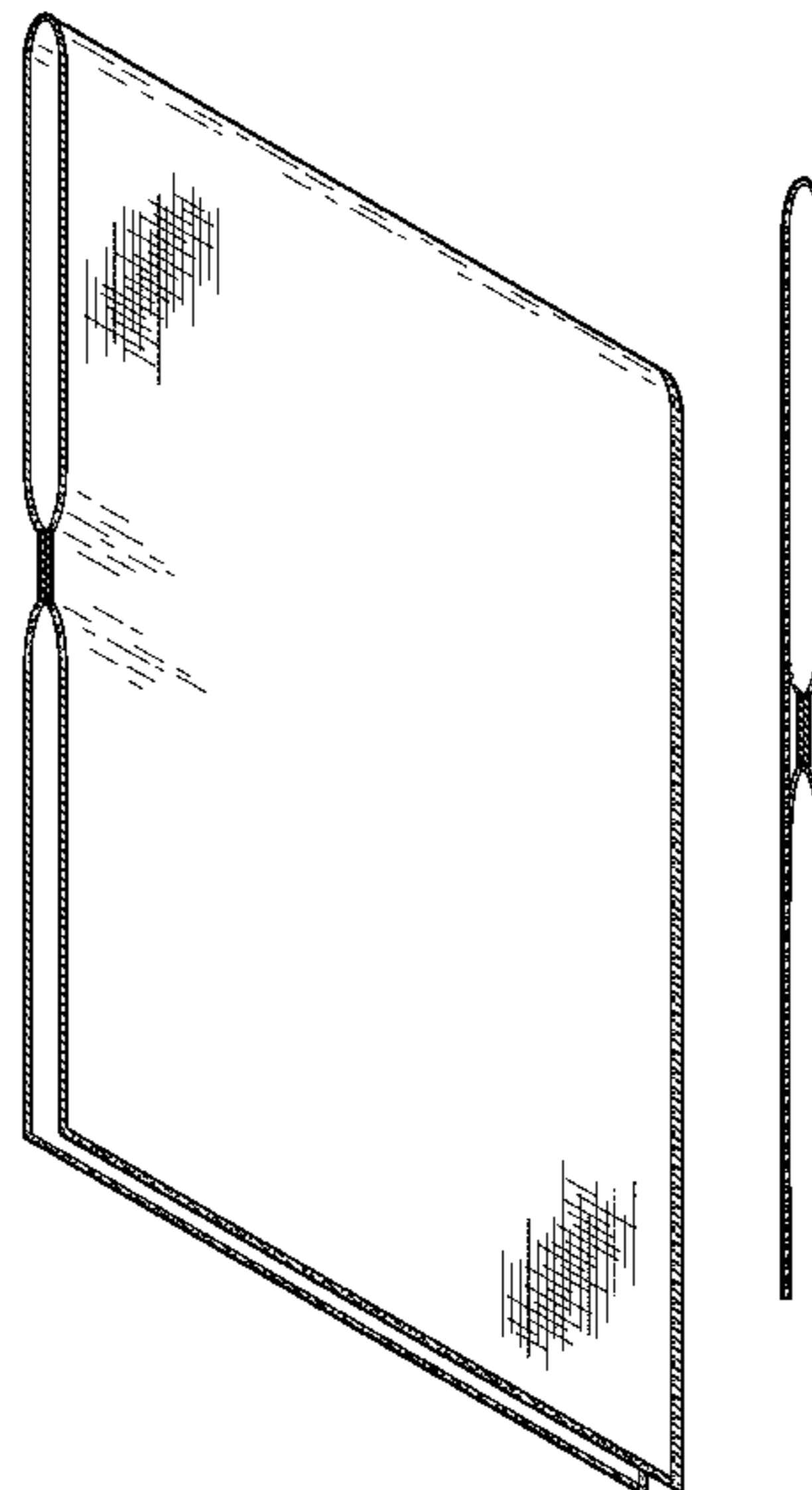
DESCRIPTION

FIG. 1 is a front perspective view of a nursing scarf showing my new design;
FIG. 2 is a front elevation view thereof;
FIG. 3 is a left side elevation view thereof;
FIG. 4 is a right side elevation view thereof;
FIG. 5 is a rear elevation view thereof;
FIG. 6 is a top plan view thereof;
FIG. 7 is a bottom plan view thereof;
FIG. 8 is a front perspective view of the nursing scarf shown in an environment of use thereof;
FIG. 9 is a front perspective view of the nursing scarf shown collected in an environment of use thereof;
FIG. 10 is a front perspective view of the nursing scarf shown in another environment of use thereof; and,
FIG. 11 is a rear perspective view of the nursing scarf shown in the environment of use of FIG. 10.
The broken lines in FIGS. 8-11 depict environmental subject matter of a person wearing the nursing scarf form no part of the claimed design.

(56) **References Cited**
U.S. PATENT DOCUMENTS

D7,831 S	11/1874	Landerberger	
D169,087 S	3/1953	Neumann	
2,674,738 A	4/1954	Mehlos	
4,631,754 A	12/1986	Ryan	
4,797,953 A	1/1989	Dameron	
D303,995 S	10/1989	Dameron	
D310,288 S	9/1990	Larsch	
4,964,172 A	10/1990	Bollard	
5,479,662 A	1/1996	Runco	
5,652,960 A	8/1997	Kaknevicus	
D432,758 S *	10/2000	Harris	D2/796
D482,846 S *	12/2003	Miller	D2/861
7,114,191 B1	10/2006	Butler-Penberg	
D557,965 S *	12/2007	Rybinski	D6/601
D566,448 S *	4/2008	Ridder	D6/601

1 Claim, 5 Drawing Sheets



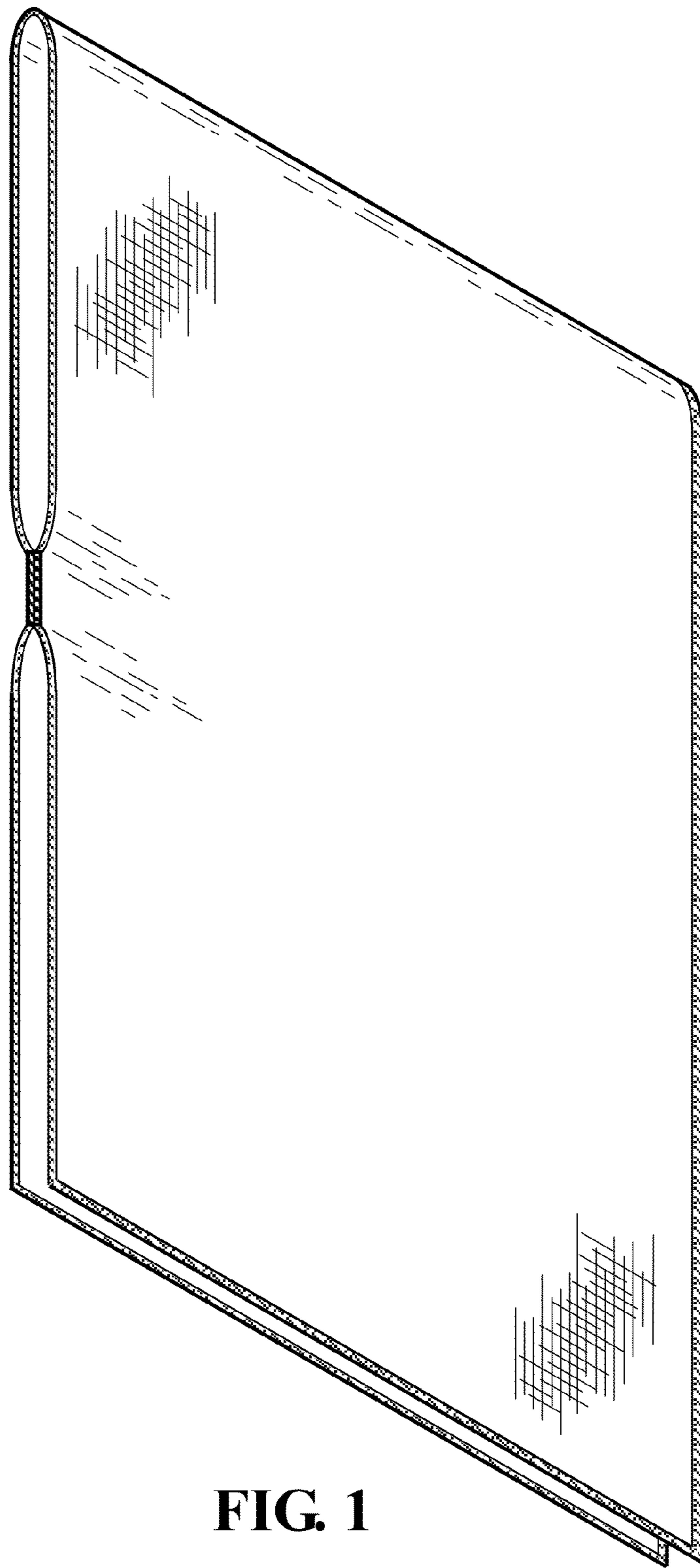


FIG. 1




FIG. 2



FIG. 3



FIG. 4




FIG. 5



FIG. 6



FIG. 7

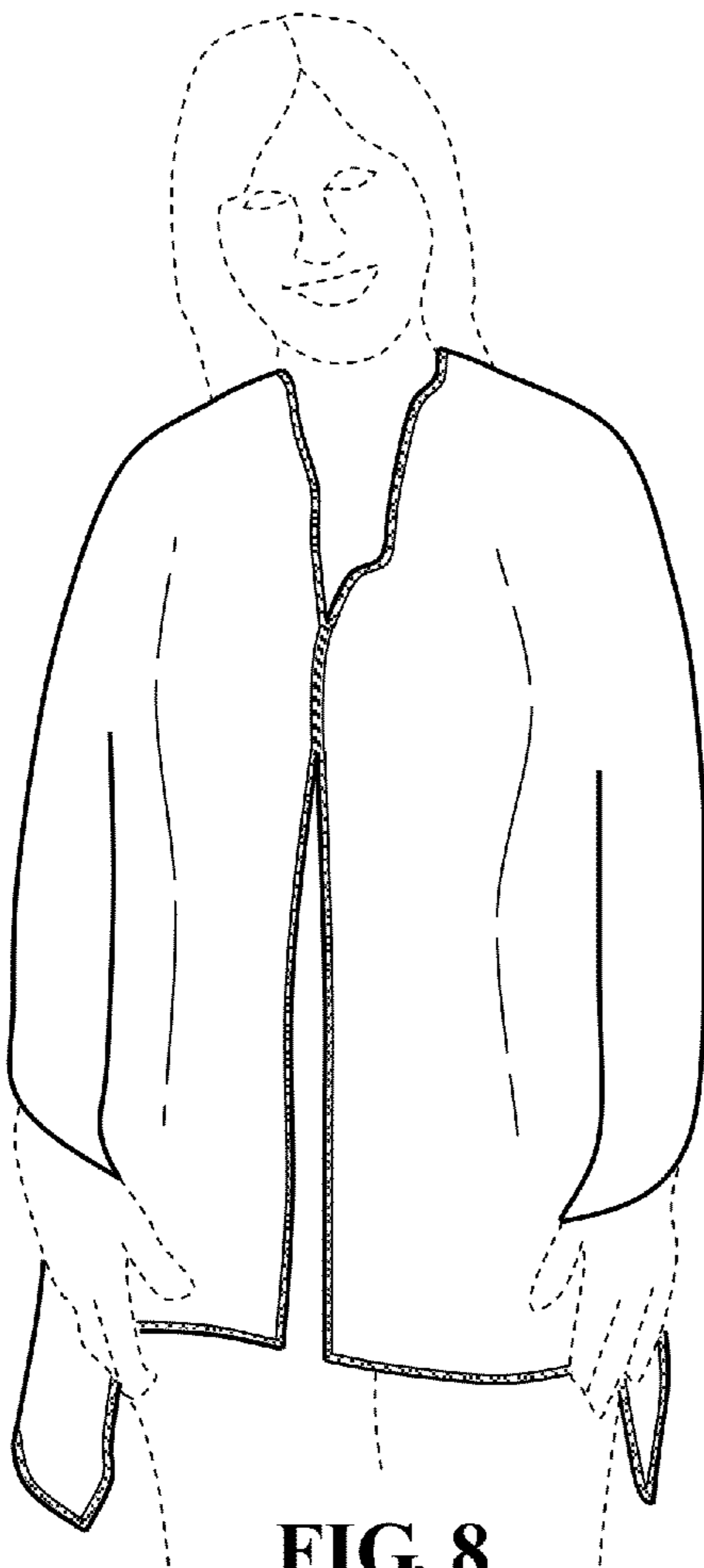


FIG. 8




FIG. 9

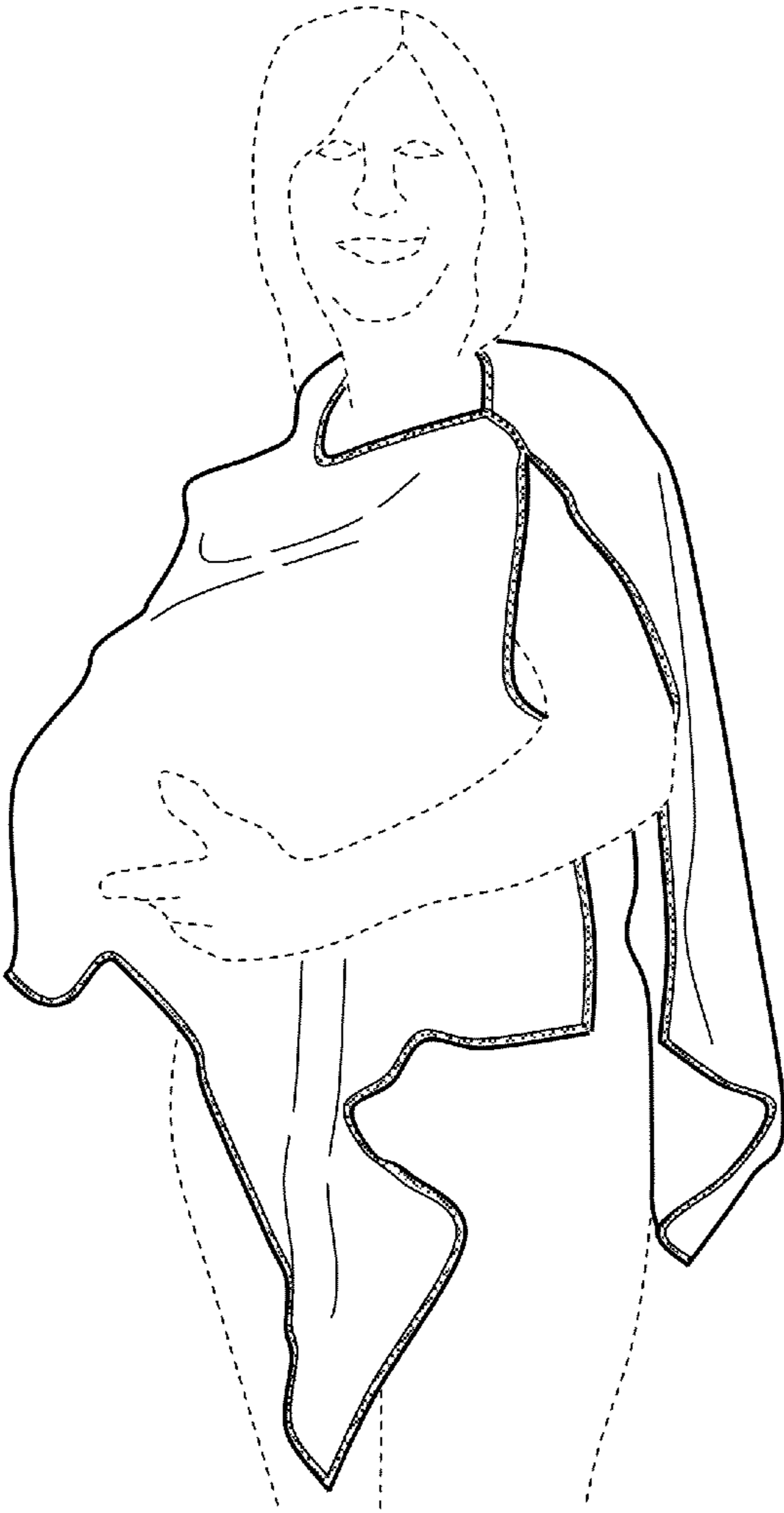


FIG. 10

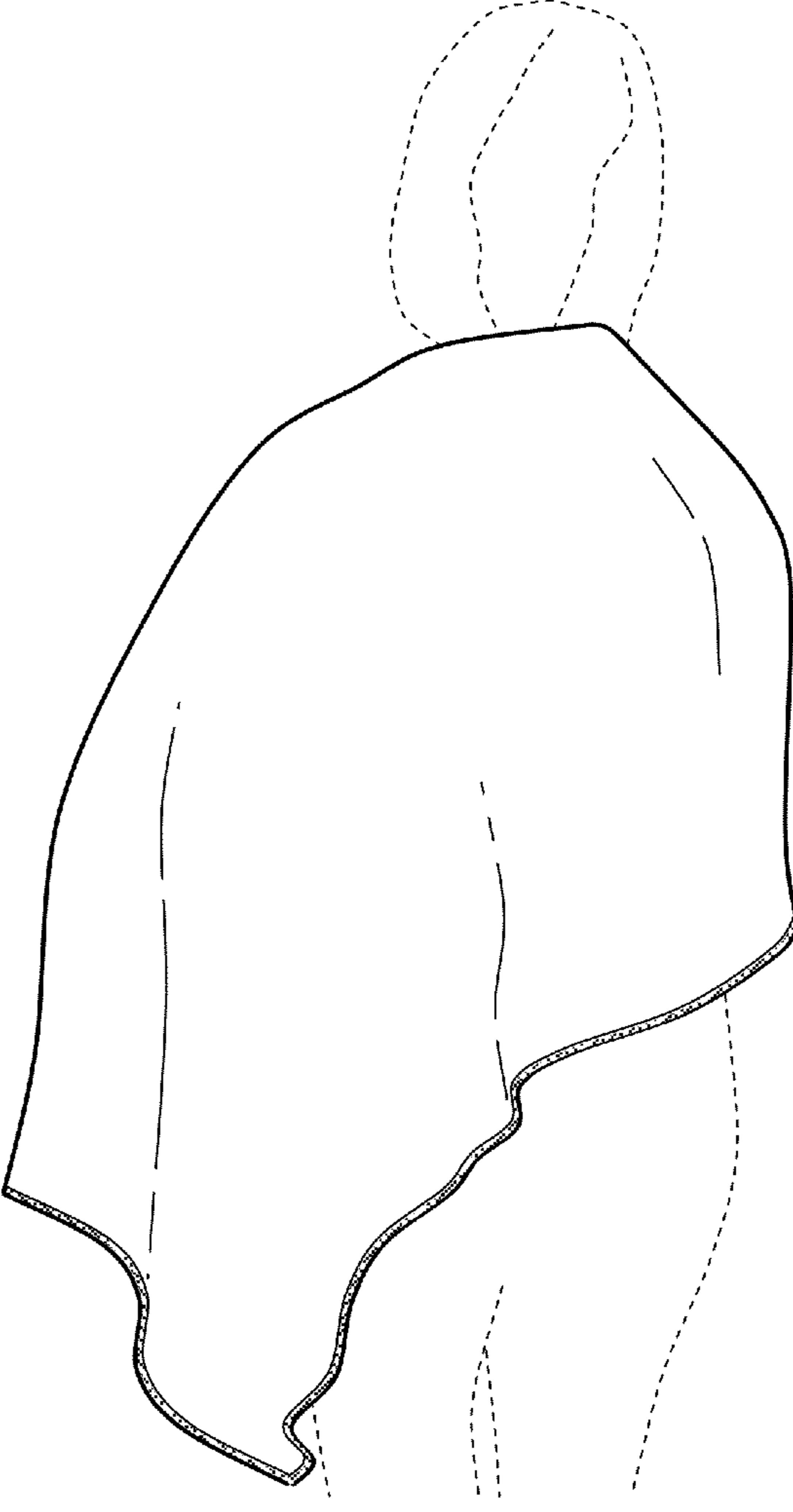


FIG. 11