

US00D698513S

(12) **United States Design Patent**
Dillen et al.

(10) **Patent No.:** **US D698,513 S**
(45) **Date of Patent:** **** Jan. 28, 2014**

(54) **ARRAY OF TRANSPORT ELEMENTS FOR SUPPORTING AND MOVING PLANT POTS**

- (71) Applicant: **Cropdesign N.V.**, Ghent (BE)
- (72) Inventors: **Willy Dillen**, Sint-Amandsberg (BE); **Pierre Lejeune**, Tilff (BE); **Willem Broekaert**, Dilbeek (BE); **Frederik Leyns**, Oosterzele (BE)
- (73) Assignee: **Cropdesign N. V.**, Ghent (BE)
- (**) Term: **14 Years**
- (21) Appl. No.: **29/456,187**
- (22) Filed: **May 29, 2013**

Related U.S. Application Data

- (63) Continuation of application No. 13/494,061, filed on Jun. 12, 2012, which is a continuation of application No. 12/957,671, filed on Dec. 1, 2010, now Pat. No. 8,209,903, which is a continuation of application No. 12/185,471, filed on Aug. 4, 2008, now Pat. No. 7,866,091, which is a continuation of application No. 10/544,539, filed as application No. PCT/EP2004/050085 on Feb. 5, 2004, now Pat. No. 7,845,111.

Foreign Application Priority Data

- (30) Feb. 5, 2003 (EP) 03075350
- Oct. 13, 2003 (EP) 03103779
- (51) **LOC (10) Cl.** **12-05**
- (52) **U.S. Cl.**
USPC **D34/28**
- (58) **Field of Classification Search**
USPC D34/28, 29; 47/51.1 R, 1.01, 17, 58, 81
See application file for complete search history.

(56) **References Cited**

U.S. PATENT DOCUMENTS

2,244,677 A *	6/1941	Cornell	47/17
D632,451 S *	2/2011	Dillen et al.	D34/28

* cited by examiner

Primary Examiner — Cynthia Ramirez

(74) *Attorney, Agent, or Firm* — Oblon, Spivak, McClelland, Maier & Neustadt, L.L.P.

(57) **CLAIM**

The ornamental design for an array of transport elements for supporting and moving plant pots, as shown and described.

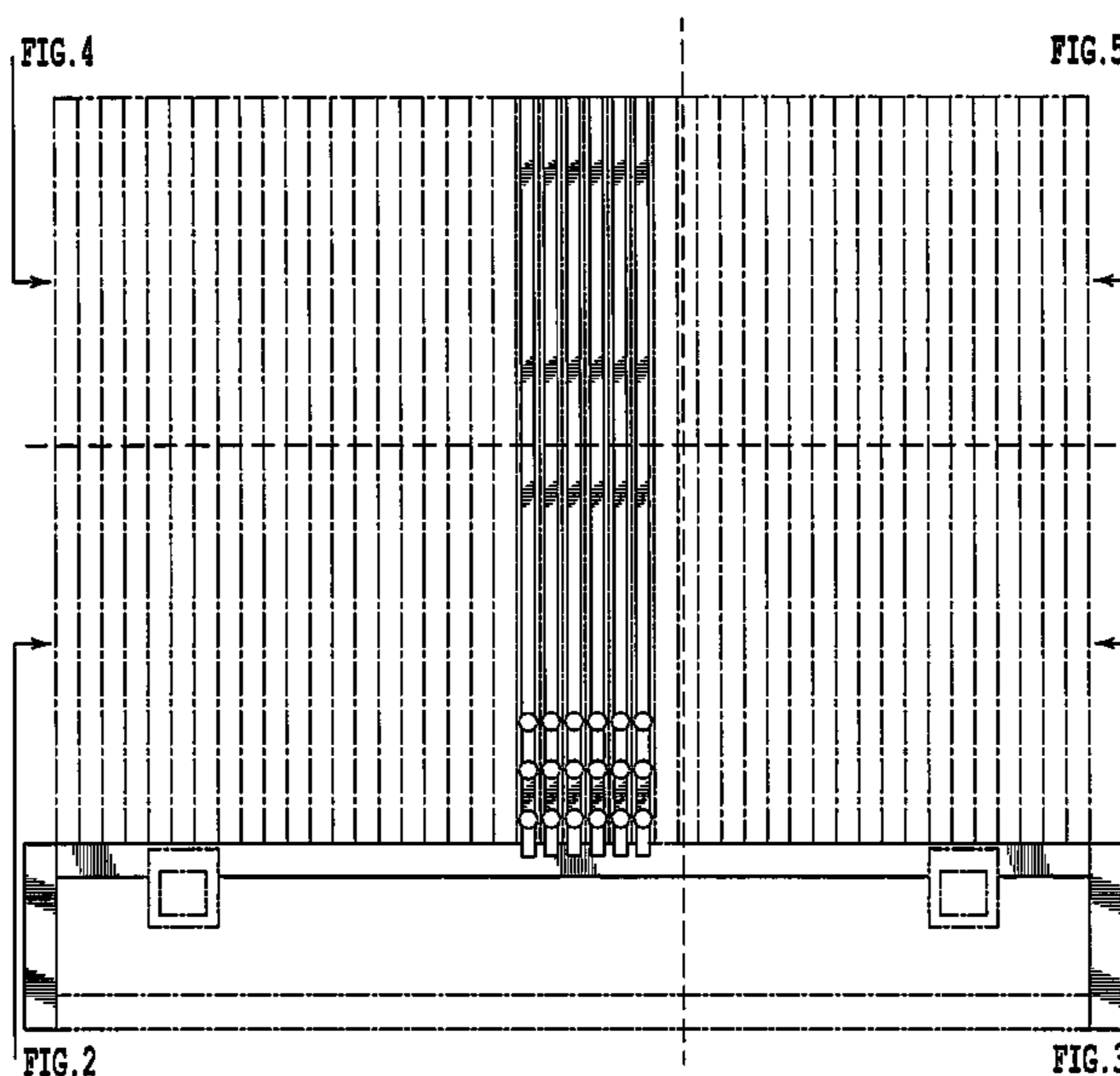
DESCRIPTION

U.S. application Ser. No. 29/351,705, filed on Dec. 10, 2009, now U.S. Pat. No. D632,451, is a divisional of U.S. application Ser. No. 10/544,539. The entire contents and disclosure of U.S. application Ser. No. 29/351,705 are also incorporated by reference herein.

FIG. 1 is a top view of the array of transport elements for supporting and moving plant pots showing our new design, FIG. 2 is an enlarged left lower corner view thereof; FIG. 3 is an enlarged right lower corner view thereof; FIG. 4 is an enlarged upper left corner view thereof; FIG. 5 is an enlarged upper right corner view thereof; and, FIG. 6 is a perspective view of one of the transport element of our design, a portion of the unclaimed wall has been removed for clarity of illustration.

The broken line dividing the array of transport elements in four sections in FIG. 1 and the additional figure legends are included to clearly identify the areas shown in enlarged FIGS. 2 through 5. The broken lines in the figures are included for the purpose of illustrating environment and form no part of the claimed design.

1 Claim, 6 Drawing Sheets



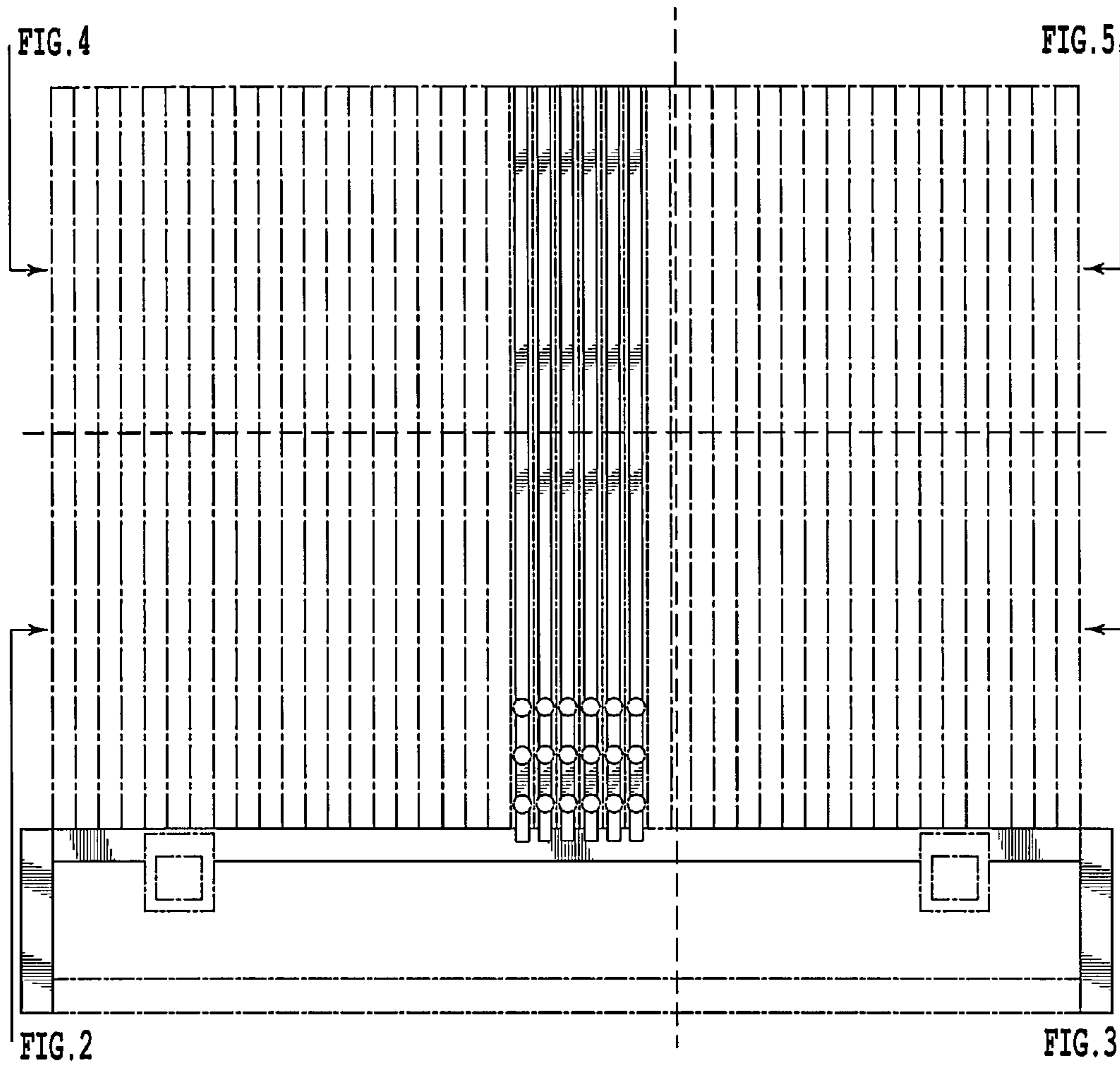


Fig. 1


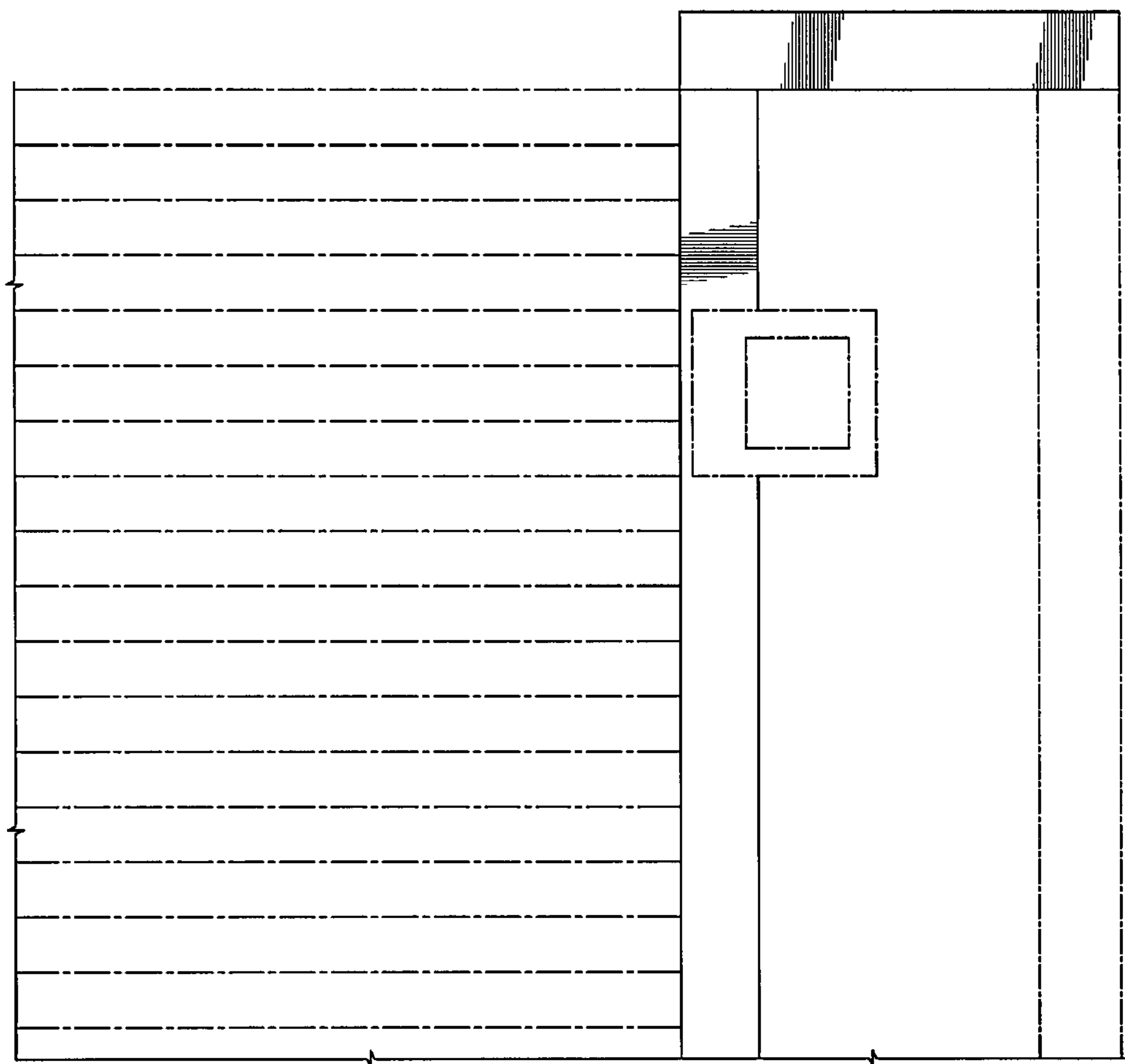


Fig. 2

Fig. 3







Fig. 4

Fig. 5



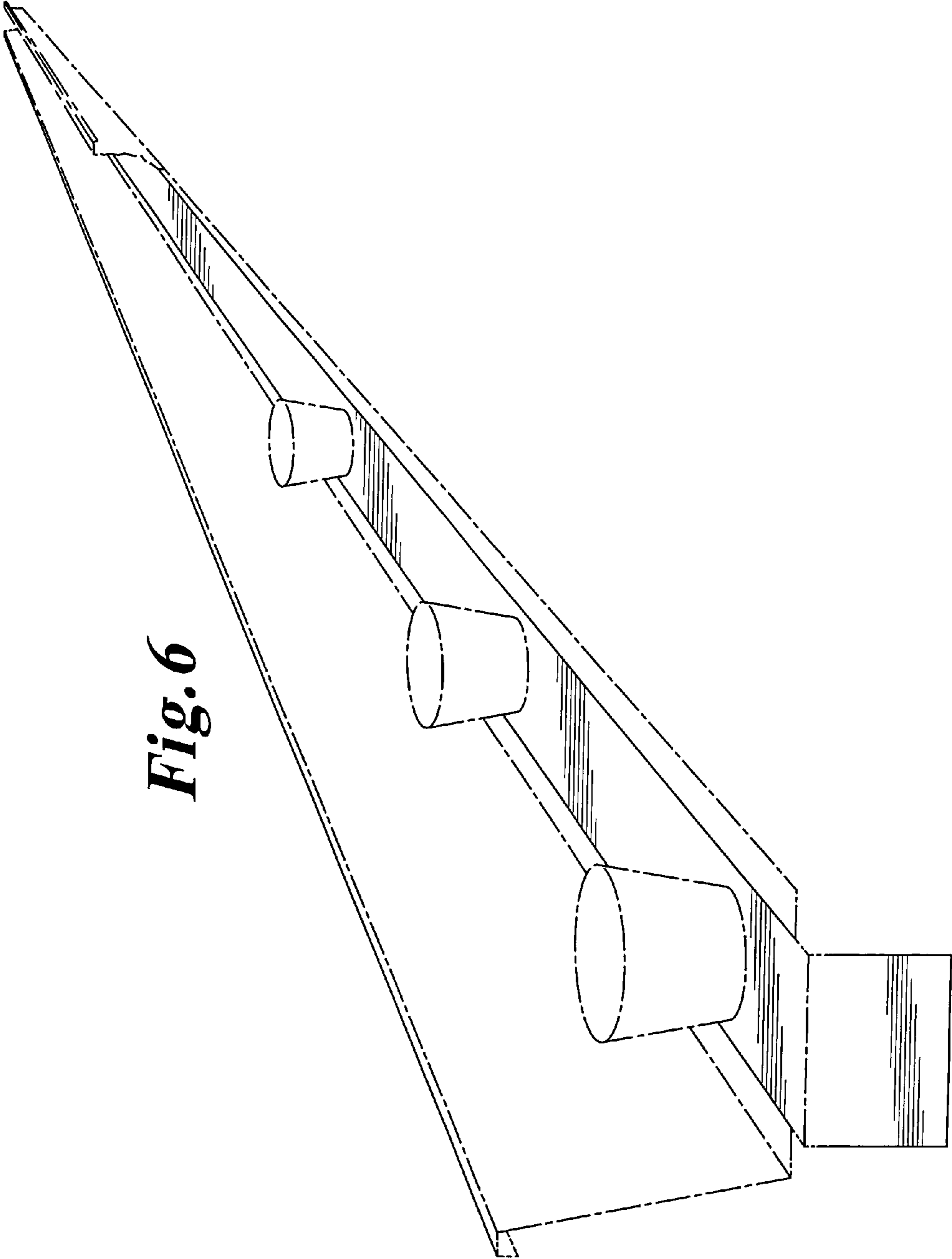


Fig. 6