

US00D698507S

(12) **United States Design Patent**  
**Eng et al.**

(10) **Patent No.:** **US D698,507 S**  
(45) **Date of Patent:** **\*\* Jan. 28, 2014**

(54) **DISHWASHER DOOR AND CONTROL STRIP**

(71) Applicant: **BSH Home Appliances Corporation**,  
Irvine, CA (US)

(72) Inventors: **Lindsay Eng**, Long Beach, CA (US);  
**Thomas Ott**, Neubiberg (DE)

(73) Assignee: **BSH Home Appliances Corporation**,  
Irvine, CA (US)

(\*\*) Term: **14 Years**

(21) Appl. No.: **29/461,670**

(22) Filed: **Jul. 26, 2013**

**Related U.S. Application Data**

(62) Division of application No. 29/434,110, filed on Oct. 10, 2012, which is a division of application No. 29/425,993, filed on Jun. 29, 2012, now Pat. No. Des. 673,742, which is a division of application No. 29/418,059, filed on Apr. 12, 2012, now Pat. No. Des. 668,404.

(51) **LOC (10) Cl.** ..... **15-05**

(52) **U.S. Cl.**  
USPC ..... **D32/3**

(58) **Field of Classification Search**  
USPC ..... D32/1-3, 25, 28; 312/31, 109, 228;  
134/56 D, 57 D, 58 D, 58 DL, 201;  
D7/340, 348-350, 405

See application file for complete search history.

(56) **References Cited**

**U.S. PATENT DOCUMENTS**

5,365,959 A \* 11/1994 Favaro ..... 134/113  
D493,582 S \* 7/2004 Ott et al. .... D32/3  
D501,963 S \* 2/2005 Kaczmarek ..... D32/3

D544,657 S \* 6/2007 Jung et al. .... D32/2  
D627,938 S \* 11/2010 Kim ..... D32/2  
D665,956 S \* 8/2012 Eng et al. .... D32/2  
D665,957 S \* 8/2012 Eng et al. .... D32/2  
D668,402 S \* 10/2012 Eng et al. .... D32/3  
D668,403 S \* 10/2012 Eng et al. .... D32/3  
D668,404 S \* 10/2012 Eng et al. .... D32/3  
D670,457 S \* 11/2012 Eng ..... D32/3  
D673,742 S \* 1/2013 Eng et al. .... D32/2  
D684,734 S \* 6/2013 Eng et al. .... D32/3

\* cited by examiner

*Primary Examiner* — T. Chase Nelson

*Assistant Examiner* — Kathleen M Sims

(74) *Attorney, Agent, or Firm* — James E. Howard; Andre Pallapies

(57) **CLAIM**

The ornamental design for a dishwasher door and control strip, as shown and described.

**DESCRIPTION**

FIG. 1 is a front perspective view, from the top of a dishwasher door and control strip according to our new ornamental design;

FIG. 2 is a front view thereof;

FIG. 3 is a top view thereof;

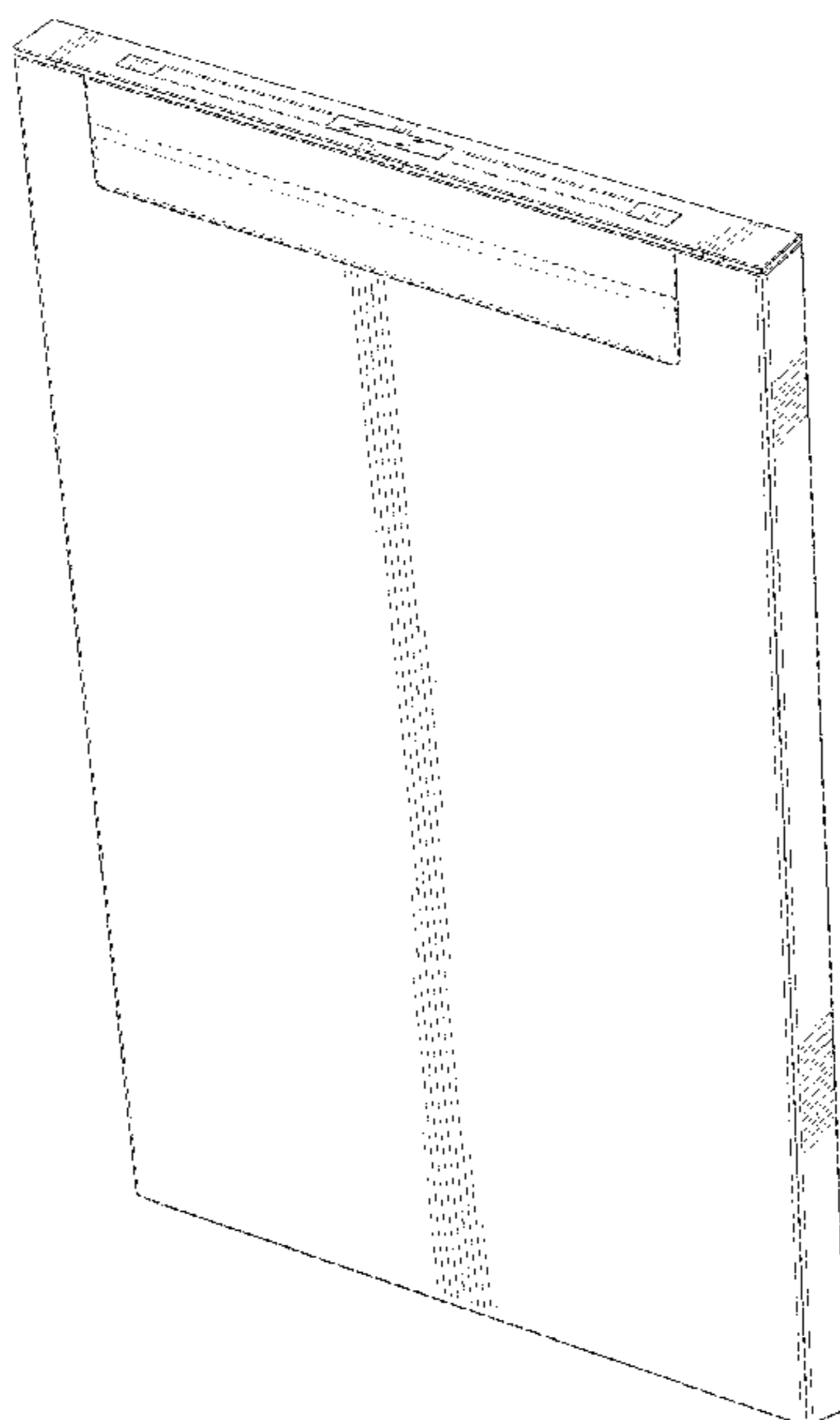
FIG. 4 is a left side view thereof, with the right hand side view thereof being a mirror image thereof; and,

FIG. 5 is a partial front perspective view thereof taken from the bottom.

The broken line showing of dishwasher details in FIGS. 1-5 is included for the purpose of showing environmental portions of the dishwasher door and control strip and forms no part of the claimed design.

The bottom and rear parts of the dishwasher door are unornamented and form no part of the claimed design.

**1 Claim, 4 Drawing Sheets**



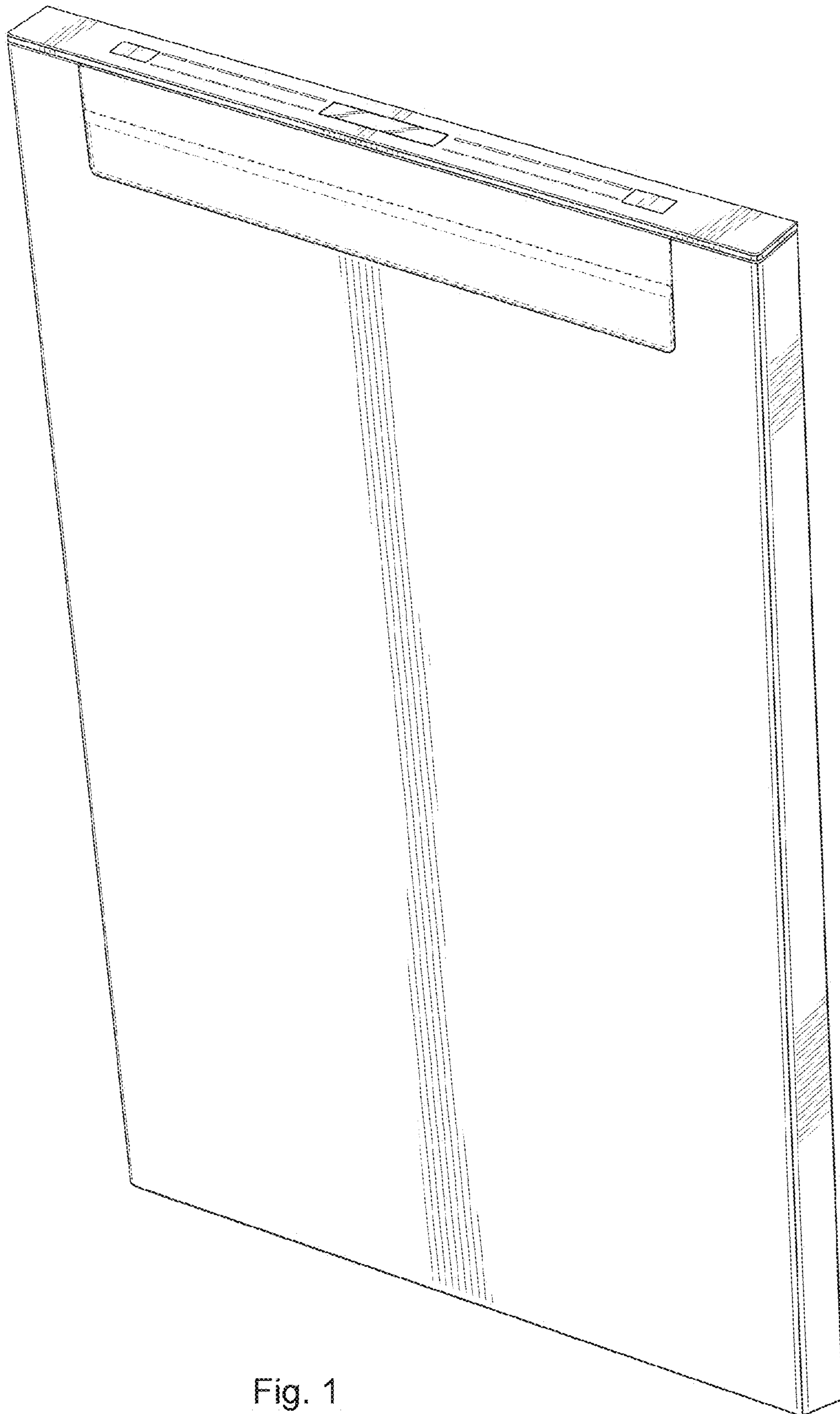


Fig. 1




Fig. 2

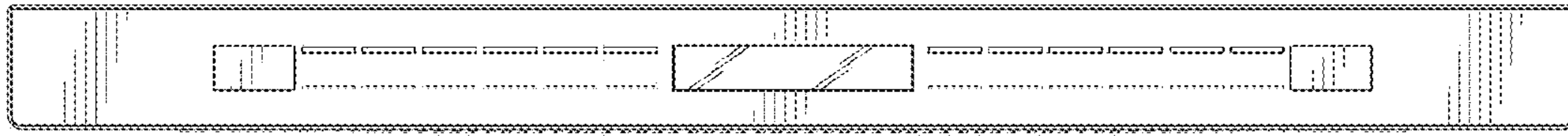


Fig. 3




Fig. 4

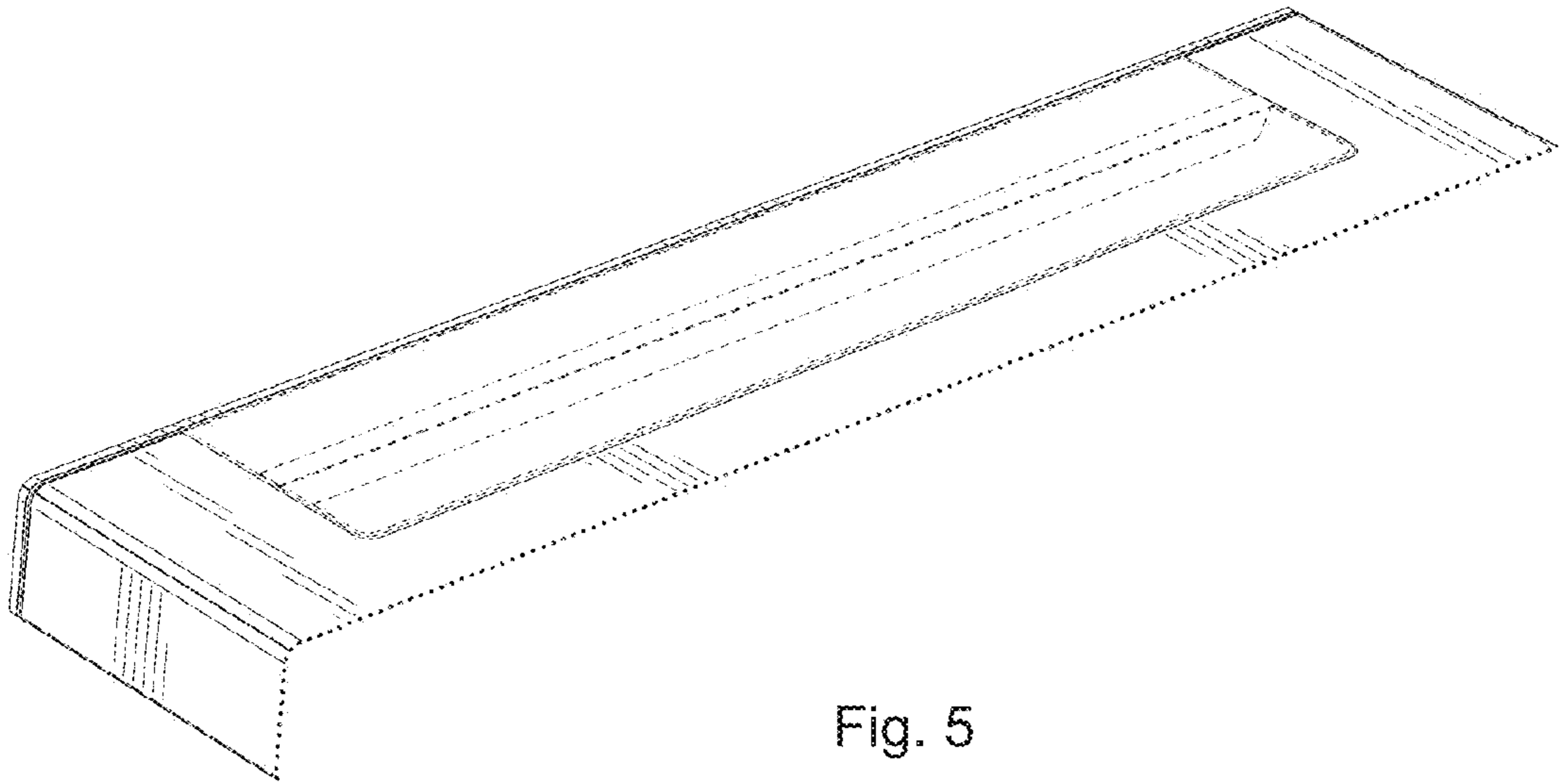


Fig. 5