



US00D698506S

(12) **United States Design Patent**
Eng et al.

(10) **Patent No.:** **US D698,506 S**
(45) **Date of Patent:** **** Jan. 28, 2014**

- (54) **DISHWASHER DOOR**
- (71) Applicant: **BSH Home Appliances Corporation**,
Irvine, CA (US)
- (72) Inventors: **Lindsay Eng**, Long Beach, CA (US);
Thomas Ott, Neubiberg (DE)
- (73) Assignee: **BSH Home Appliances Corporation**,
Irvine, CA (US)
- (**) Term: **14 Years**
- (21) Appl. No.: **29/460,929**
- (22) Filed: **Jul. 17, 2013**

D519,689 S *	4/2006	Ott et al.	D32/3
D544,657 S *	6/2007	Jung et al.	D32/2
D627,938 S *	11/2010	Kim	D32/2
D658,828 S *	5/2012	Kim et al.	D32/2
D661,437 S *	6/2012	Kim et al.	D32/2
D665,956 S *	8/2012	Eng et al.	D32/2
D684,734 S *	6/2013	Eng et al.	D32/3

* cited by examiner

Primary Examiner — T. Chase Nelson
Assistant Examiner — Kathleen M Sims

(74) *Attorney, Agent, or Firm* — James E. Howard; Andre Pallapies

(57) **CLAIM**

The ornamental design for a dishwasher door, as shown and described.

Related U.S. Application Data

- (62) Division of application No. 29/451,489, filed on Apr. 3, 2013, which is a division of application No. 29/424,165, filed on Jun. 8, 2012, now Pat. No. Des. 684,734, which is a division of application No. 29/397,798, filed on Jul. 21, 2011, now Pat. No. Des. 665,956.
- (51) **LOC (10) Cl.** **15-05**
- (52) **U.S. Cl.**
USPC **D32/3**
- (58) **Field of Classification Search**
USPC D32/1-3, 25, 28; 312/31, 109, 228;
134/56 D, 57 D, 58 D, 58 DL, 201;
D7/340, 348-350, 405
See application file for complete search history.

DESCRIPTION

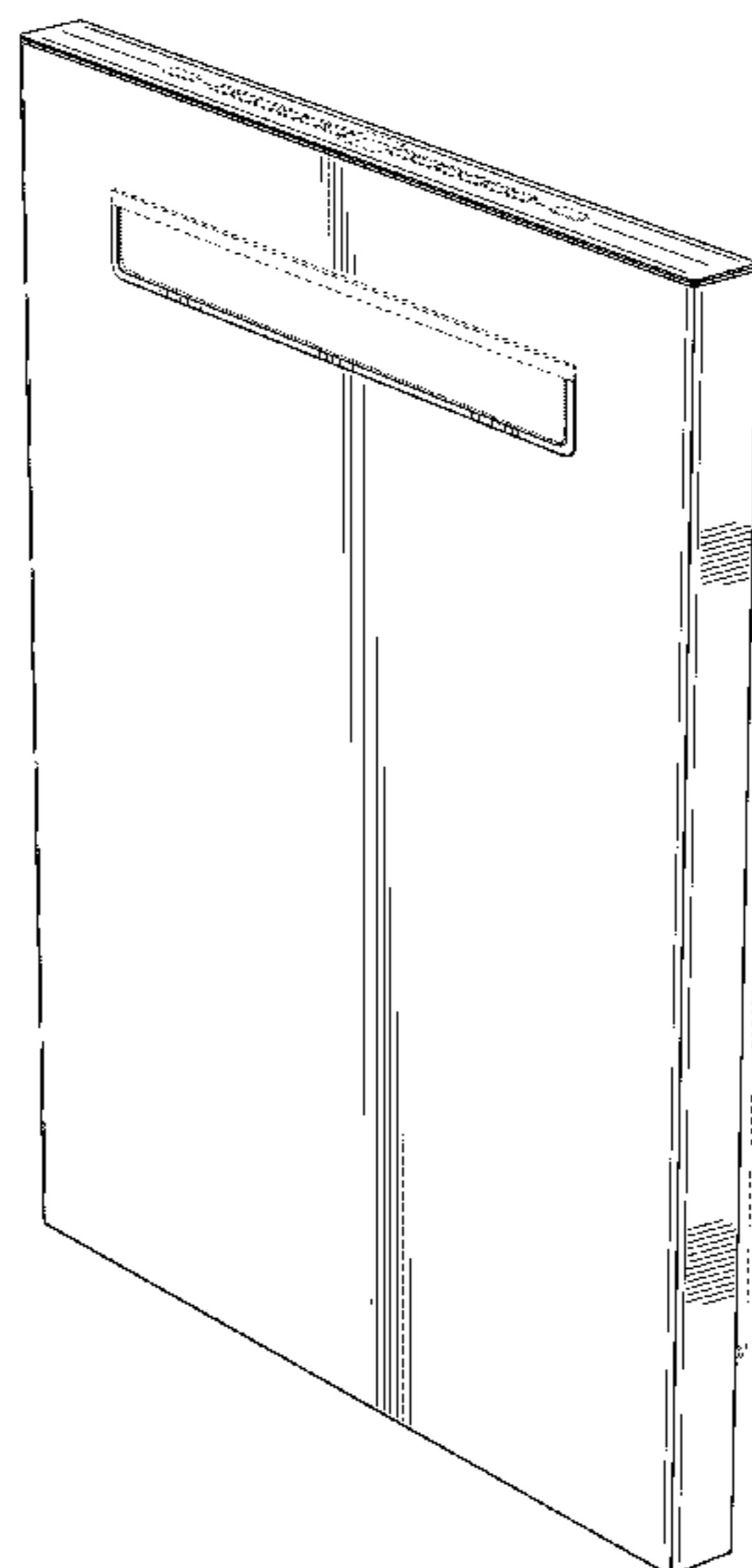
FIG. 1 is a front perspective view, from the top, of a dishwasher door as according to a first embodiment showing our new ornamental design;
 FIG. 2 is a front view thereof;
 FIG. 3 is a left side view thereof, with the right hand side view thereof being a mirror image thereof;
 FIG. 4 is a front perspective view thereof from the bottom;
 FIG. 5 is a front perspective view, from the top, of a dishwasher door as according to a second embodiment showing our new ornamental design;
 FIG. 6 is a front view thereof;
 FIG. 7 is a left side view thereof, with the right hand side view thereof being a mirror image thereof; and,
 FIG. 8 is a front perspective view thereof from the bottom.
 The broken line showing of dishwasher details in FIGS. 1-8 is included for the purpose of showing environmental portions of the dishwasher door and forms no part of the claimed design.
 The bottom and rear parts of the dishwasher door are unornamented and form no part of the claimed design.

1 Claim, 8 Drawing Sheets

(56) **References Cited**

U.S. PATENT DOCUMENTS

D191,224 S *	8/1961	Fay	D32/2
5,365,959 A *	11/1994	Favaro	134/113
D493,582 S *	7/2004	Ott et al.	D32/3
D493,583 S *	7/2004	Kaczmarek	D32/3
D501,963 S *	2/2005	Kaczmarek	D32/3






Fig. 1




Fig. 2




Fig. 3

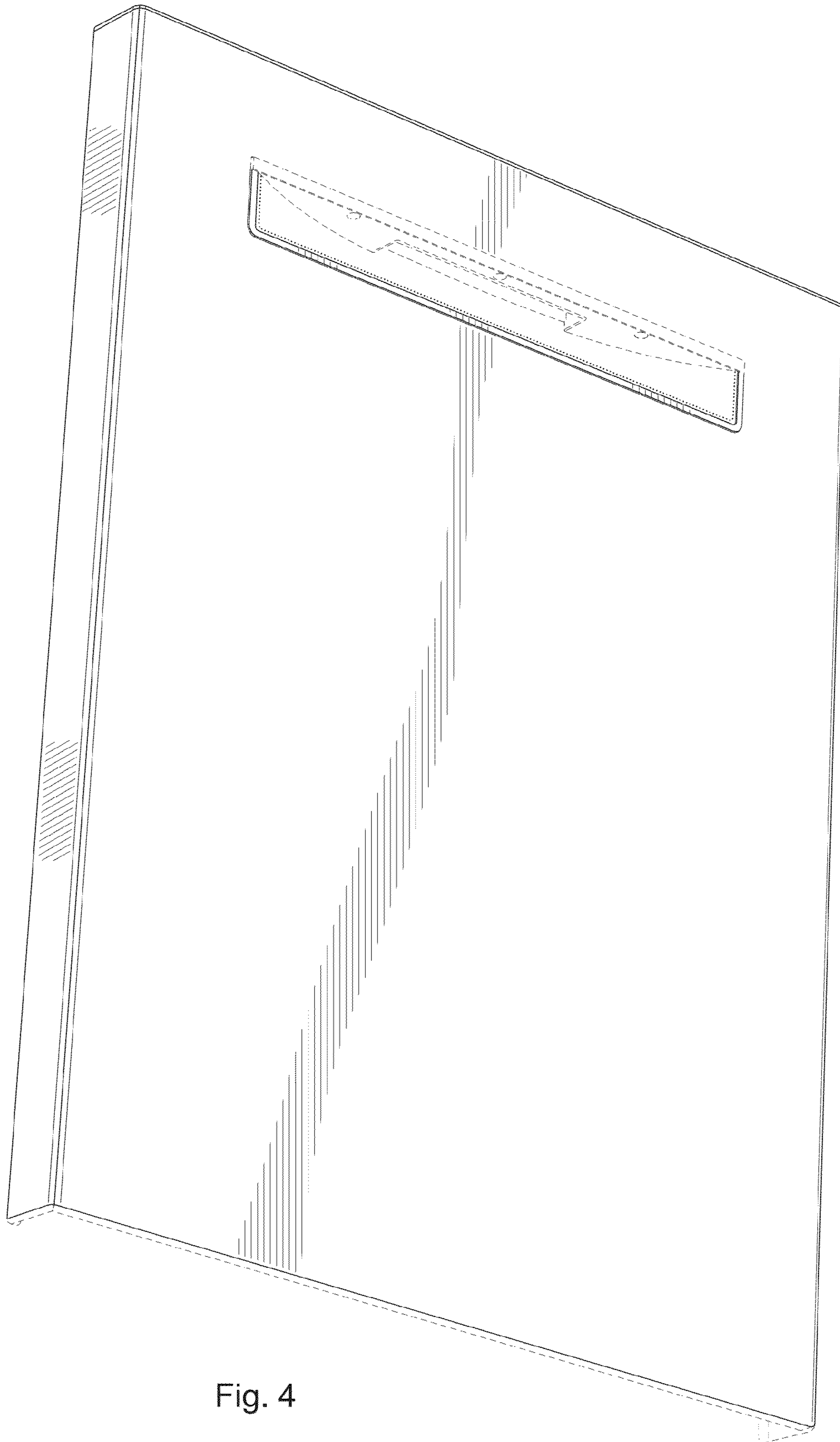


Fig. 4

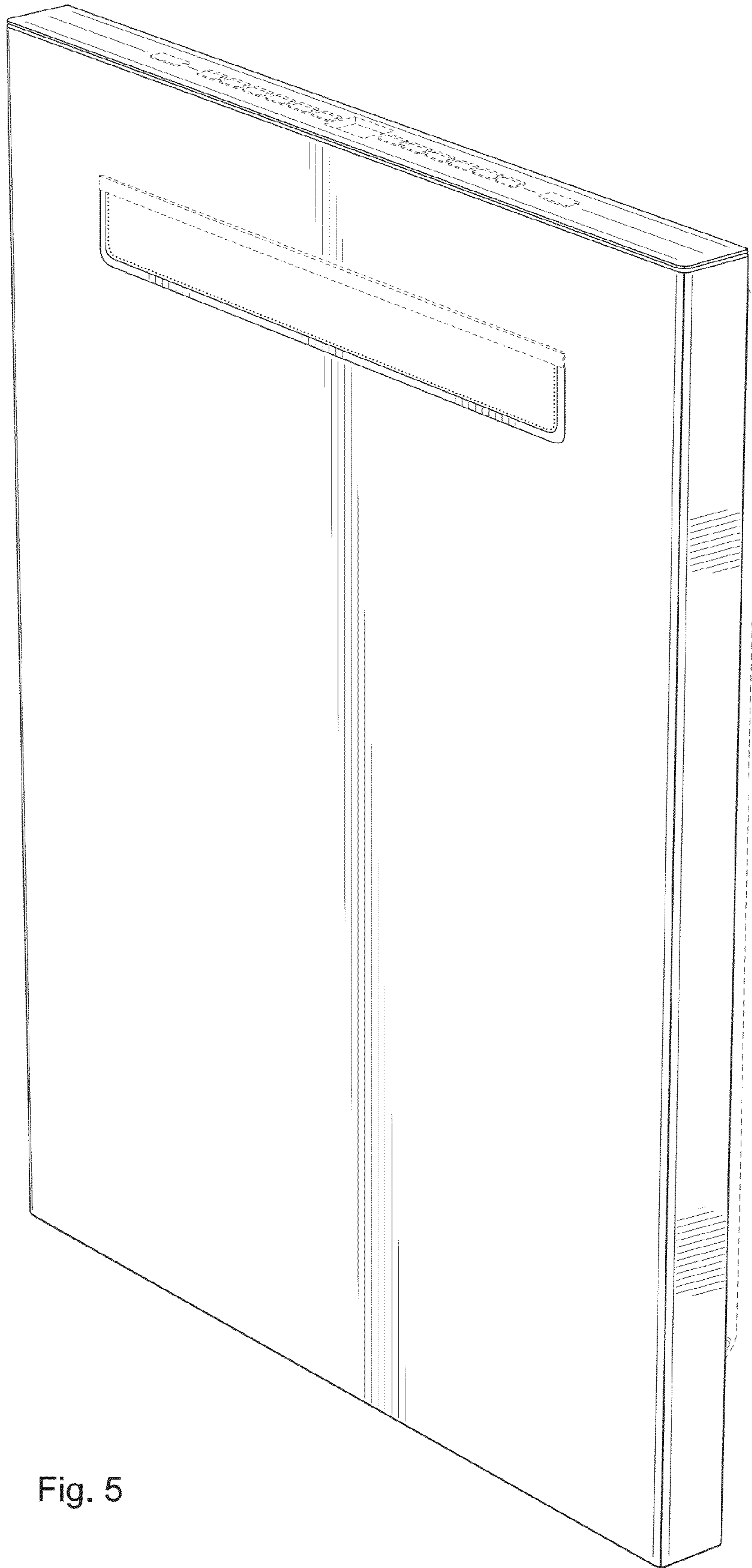


Fig. 5




Fig. 6




Fig. 7

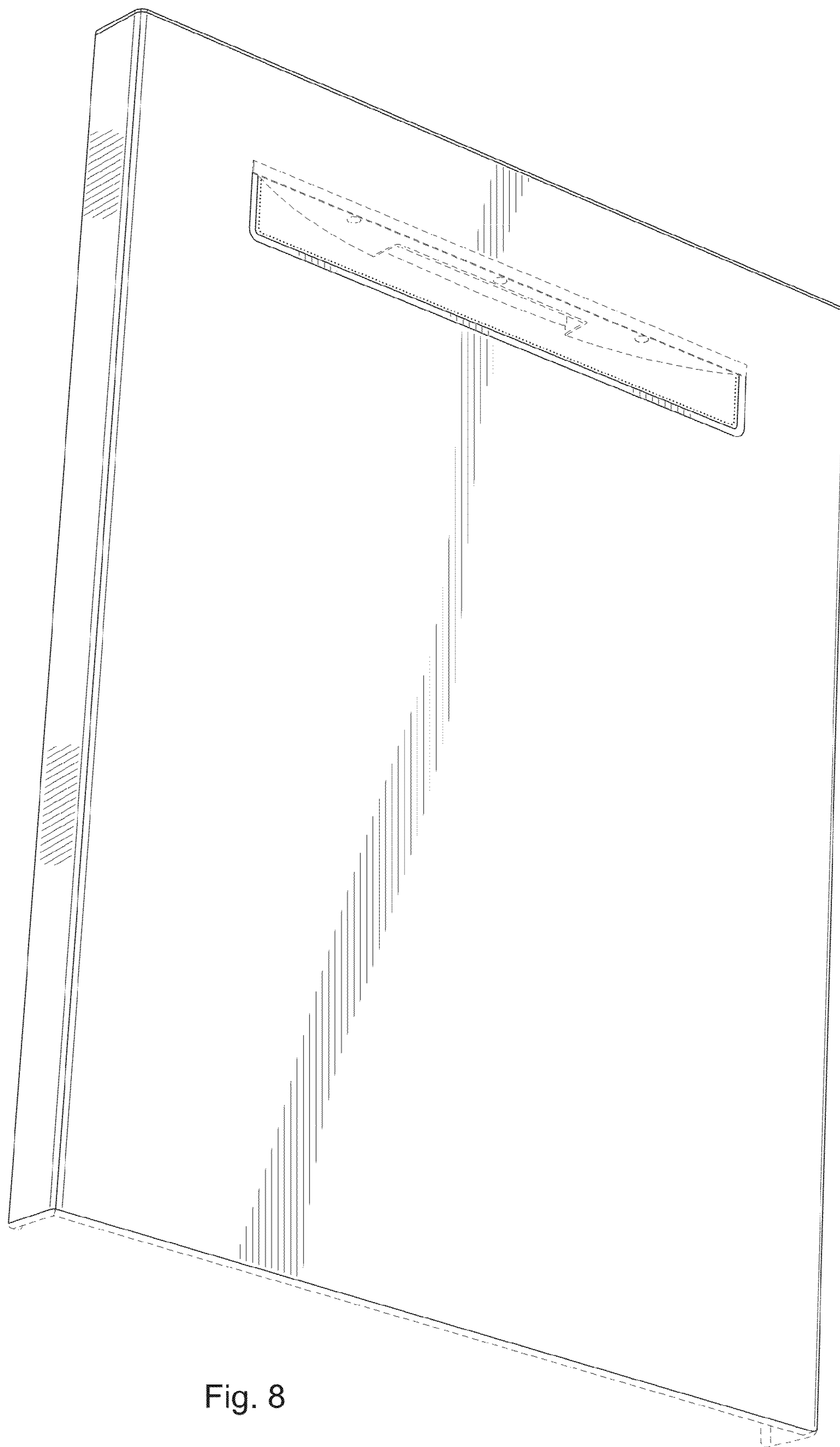


Fig. 8