



US00D698494S

(12) **United States Design Patent**  
**Zheng et al.**

(10) **Patent No.:** **US D698,494 S**  
(45) **Date of Patent:** **\*\* Jan. 28, 2014**

(54) **CLIPPER HEAD**

(71) Applicant: **Allegiance Corporation**, McGaw Park, IL (US)

(72) Inventors: **Chenglin Zheng**, Paiter Electric (CN);  
**Yuen Shyang Wang**, Singapore (SG)

(73) Assignee: **Cardinal Health Singapore 225 Pte Ltd.**, Singapore (SG)

(\*\*) Term: **14 Years**

(21) Appl. No.: **29/450,001**

(22) Filed: **Mar. 15, 2013**

(51) **LOC (10) Cl.** ..... **28-03**

(52) **U.S. Cl.**  
USPC ..... **D28/54**

(58) **Field of Classification Search**  
USPC ..... D28/49-54, 44-48; 30/34.05, 32, 34.1,  
30/34.2, 43-43.92, 526-527, 44-45, 341,  
30/272.1, 226-227, 231, 233-233.5, 537,  
30/539-540

See application file for complete search history.

(56) **References Cited**

**U.S. PATENT DOCUMENTS**

D283,061 S \* 3/1986 Kitashima et al. .... D28/53  
D451,639 S \* 12/2001 Lior ..... D28/10

D567,443 S \* 4/2008 Giannini ..... D28/53  
D567,444 S \* 4/2008 Giannini ..... D28/54  
D567,445 S \* 4/2008 Giannini ..... D28/54  
D583,098 S \* 12/2008 Giannini ..... D28/54  
D602,636 S \* 10/2009 Lothar et al. .... D28/54  
D624,244 S \* 9/2010 Giannini ..... D28/54  
D628,743 S \* 12/2010 Shoavi ..... D28/52  
2003/0145469 A1 \* 8/2003 Ogawa et al. .... 30/210

\* cited by examiner

*Primary Examiner* — Jennifer Rivard

(74) *Attorney, Agent, or Firm* — Arent Fox LLP

(57) **CLAIM**

The ornamental design for a clipper head, as shown and described.

**DESCRIPTION**

FIG. 1 is a perspective view of a clipper head showing our new design;

FIG. 2 is a front view of the design shown in FIG. 1;

FIG. 3 is a back view of the design shown in FIG. 1;

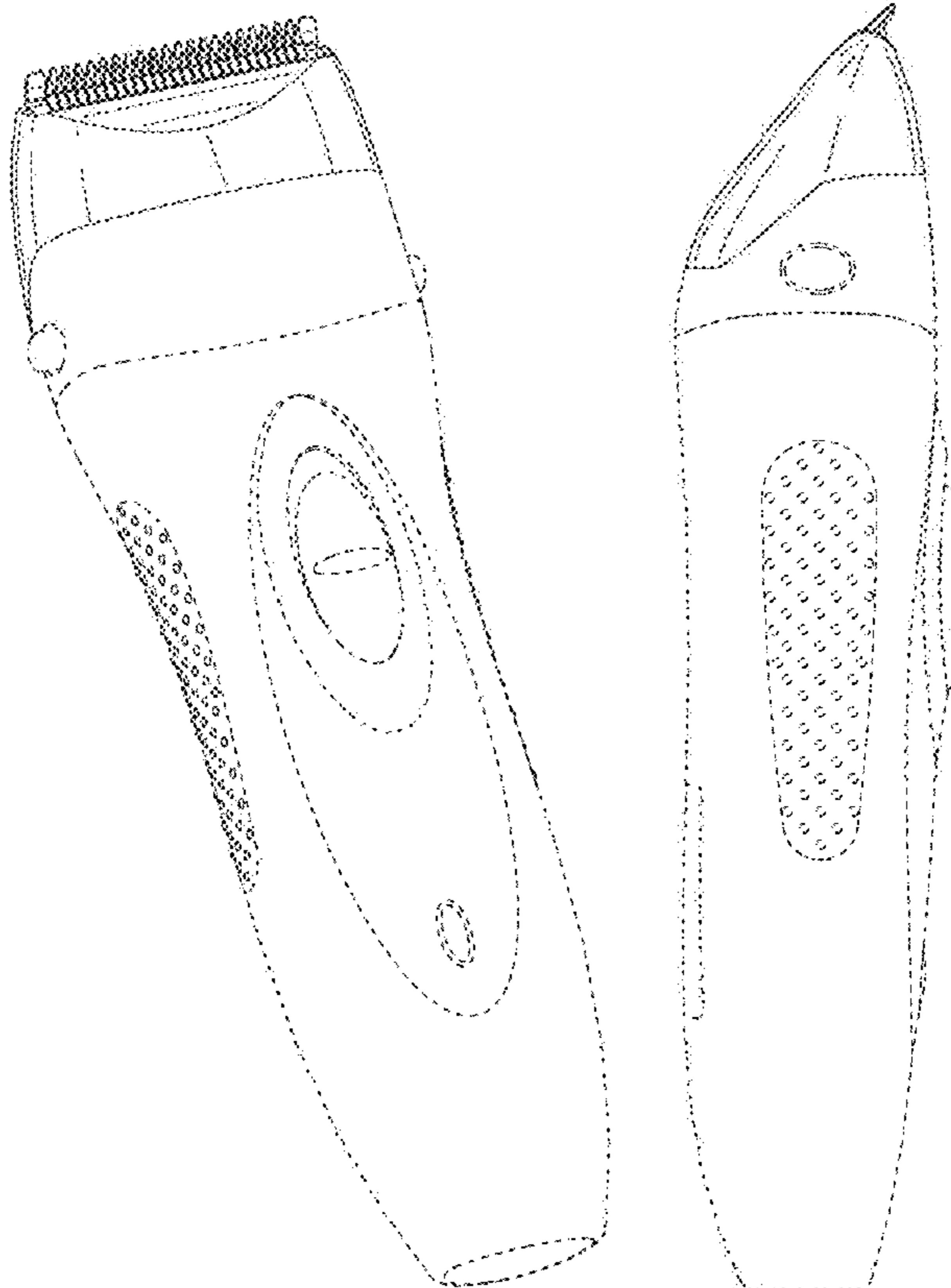
FIG. 4 is a left side view of the design shown in FIG. 1; the right side view being a mirror image thereof;

FIG. 5 is a bottom view of the design shown in FIG. 1; and,

FIG. 6 is a top view of the design shown in FIG. 1.

The broken lines shown in the drawings illustrate the environment and form no part of the claimed design.

**1 Claim, 5 Drawing Sheets**



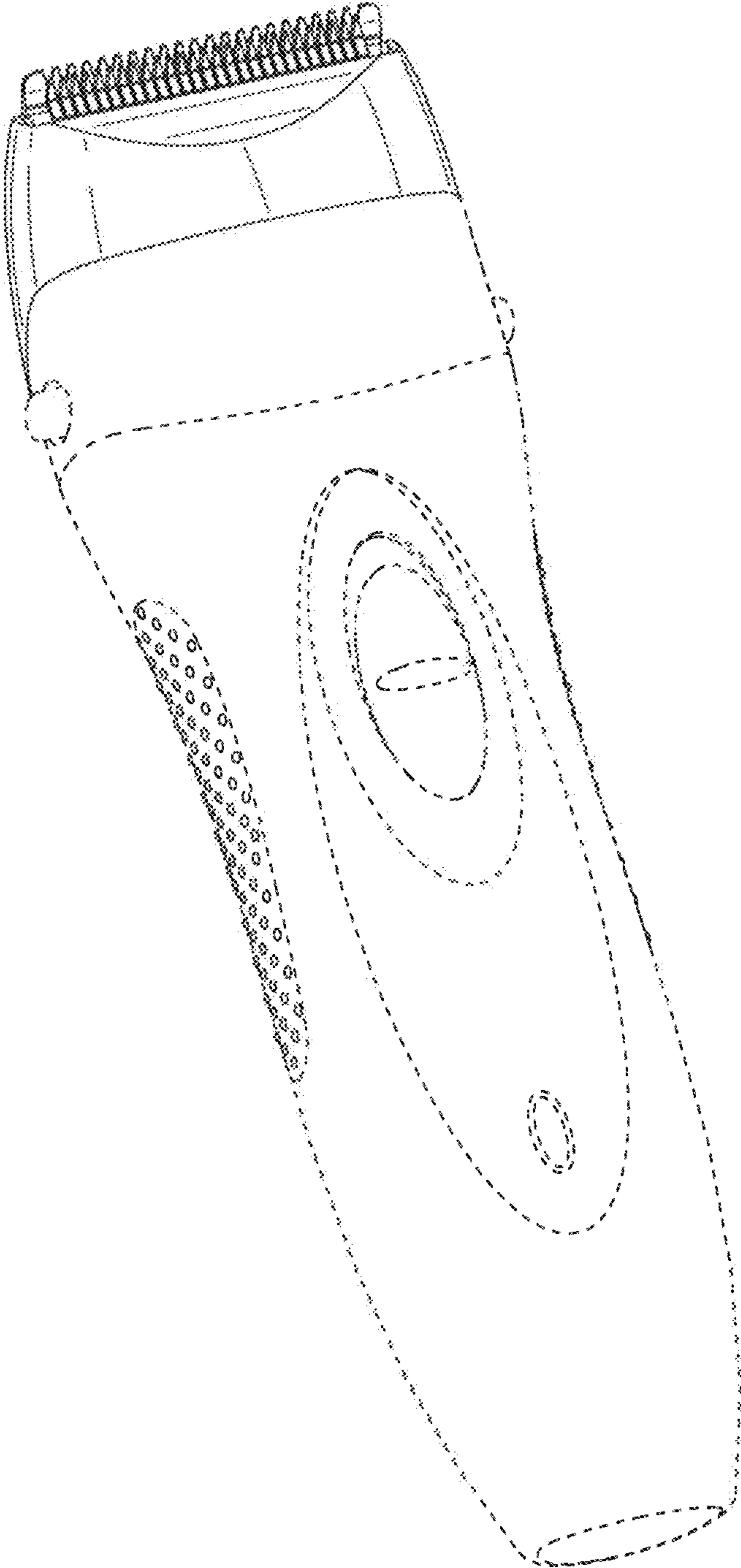


FIG.1

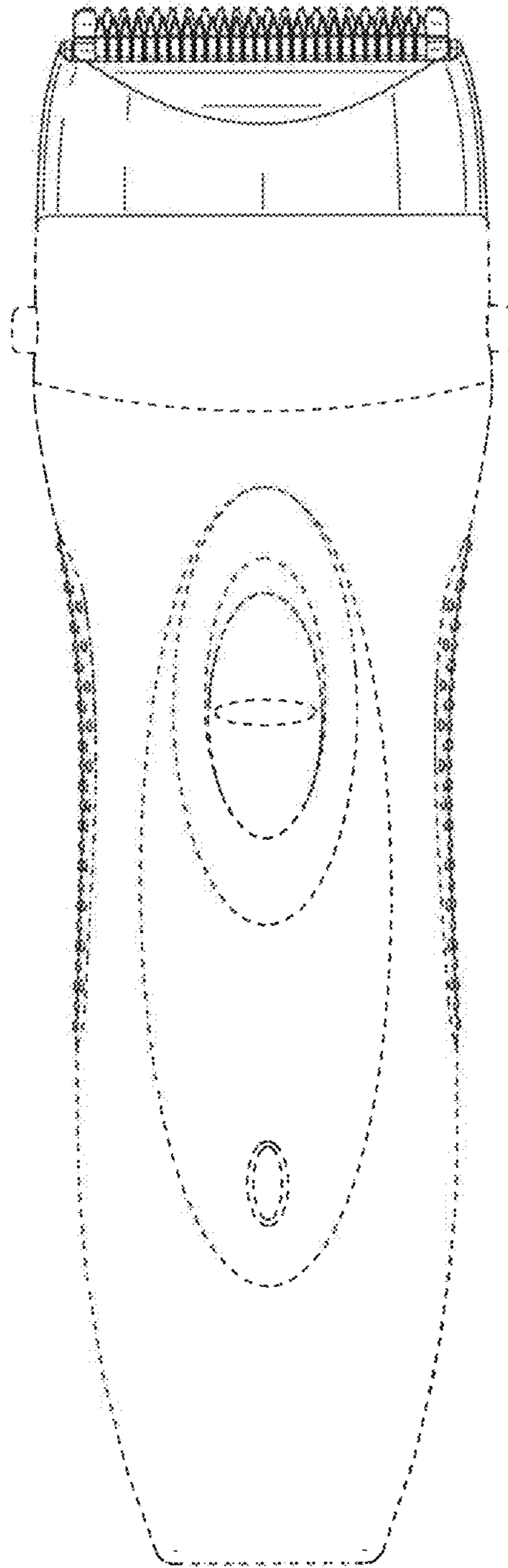


FIG.2

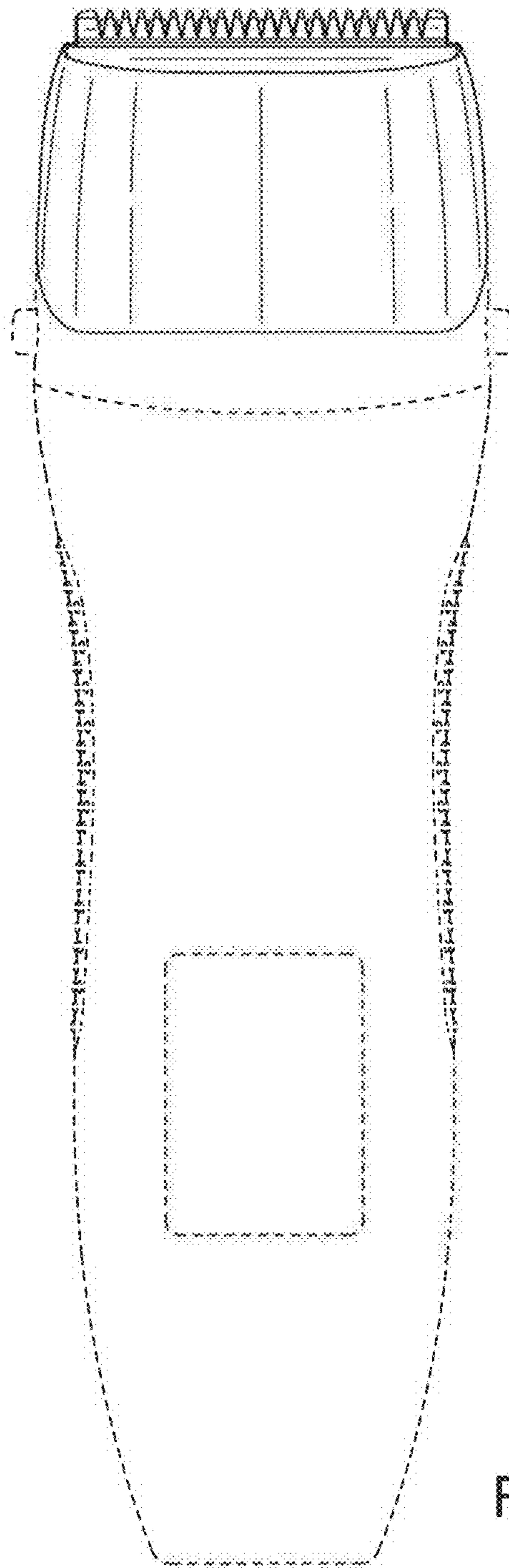


FIG.3

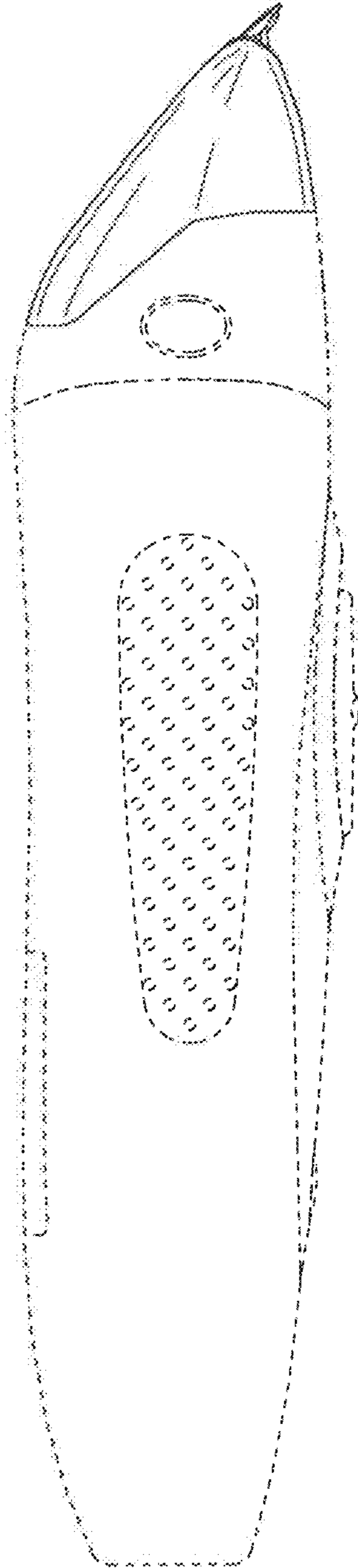


FIG.4



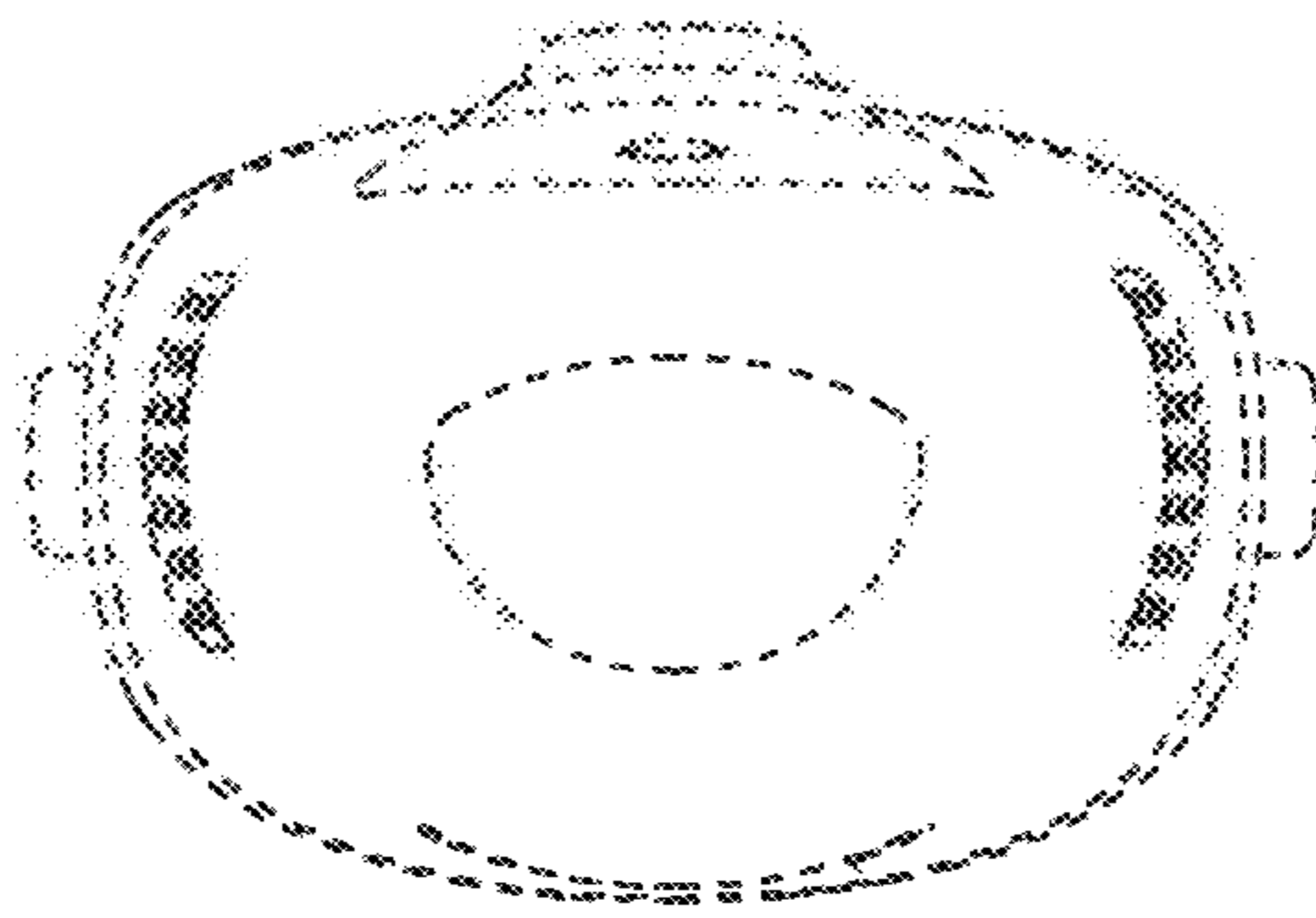


FIG. 5

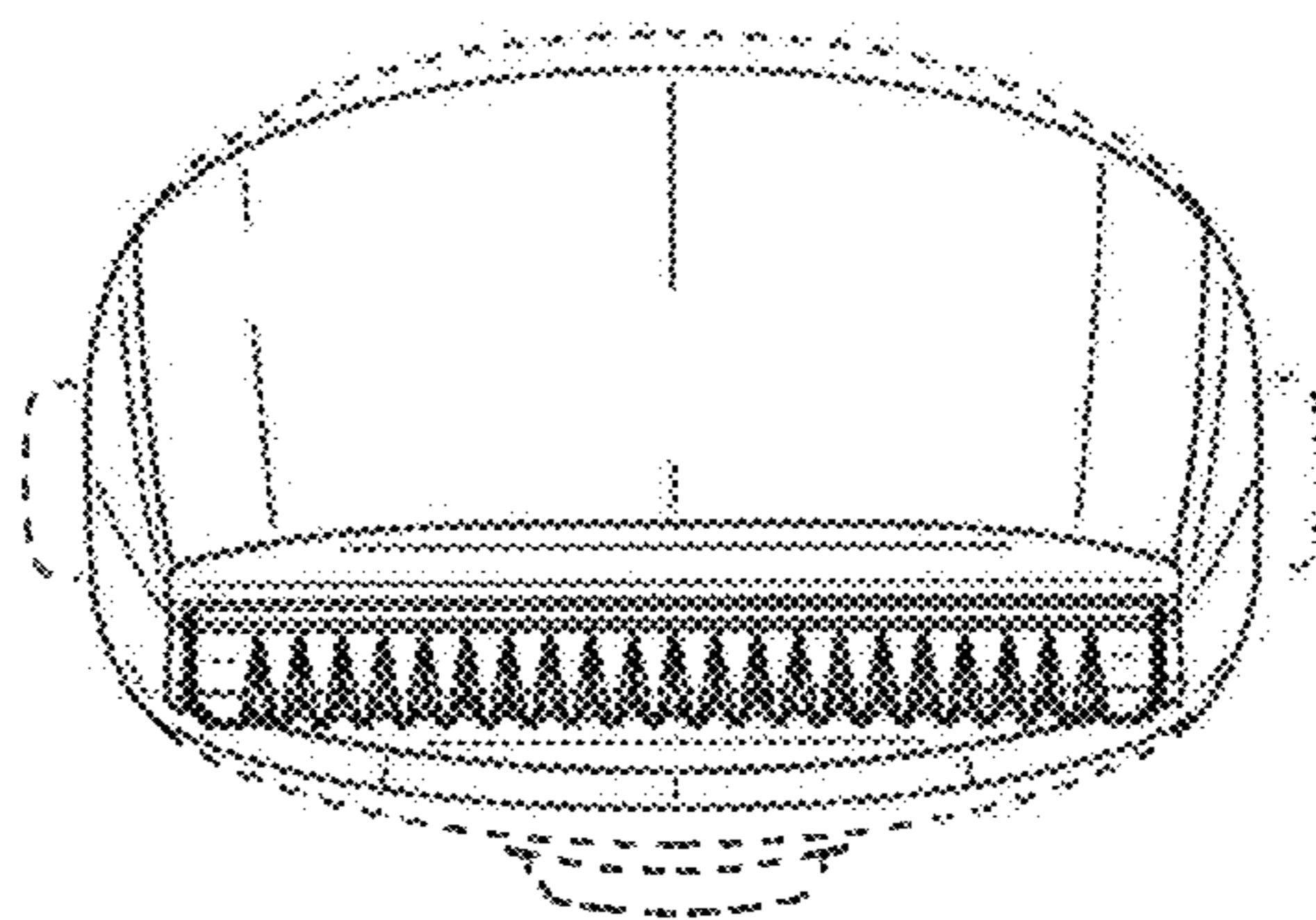


FIG. 6