

US00D698487S

(12) **United States Design Patent**  
**Byun**

(10) **Patent No.:** **US D698,487 S**  
(45) **Date of Patent:** **\*\* Jan. 28, 2014**

(54) **HAIR CURLER**

(56) **References Cited**

(71) Applicant: **Koninklijke Philips N.V.**, Eindhoven (NL)

U.S. PATENT DOCUMENTS

(72) Inventor: **Da-Mi Byun**, Amsterdam (NL)

6,554,000	B2 *	4/2003	Lin	.....	132/232
D534,683	S *	1/2007	Rizzuto, Jr.	.....	D28/35
D570,046	S *	5/2008	Leung	.....	D28/35
D578,707	S *	10/2008	Leung	.....	D28/35
D580,097	S *	11/2008	Leung	.....	D28/35
D596,792	S *	7/2009	Kwok	.....	D28/35
D618,394	S *	6/2010	Keong	.....	D28/35
D677,430	S *	3/2013	Kennedy et al.	.....	D28/35

(73) Assignee: **Koninklijke Philips N.V.**, Eindhoven (NL)

(\*\*) Term: **14 Years**

\* cited by examiner

(21) Appl. No.: **29/456,803**

*Primary Examiner* — Jennifer Rivard

(22) Filed: **Jun. 4, 2013**

(57) **CLAIM**  
The ornamental design for a hair curler, as shown.

(30) **Foreign Application Priority Data**

**DESCRIPTION**

Dec. 6, 2012 (EM) ..... 002148767-0001

(51) **LOC (10) Cl.** ..... **28-03**

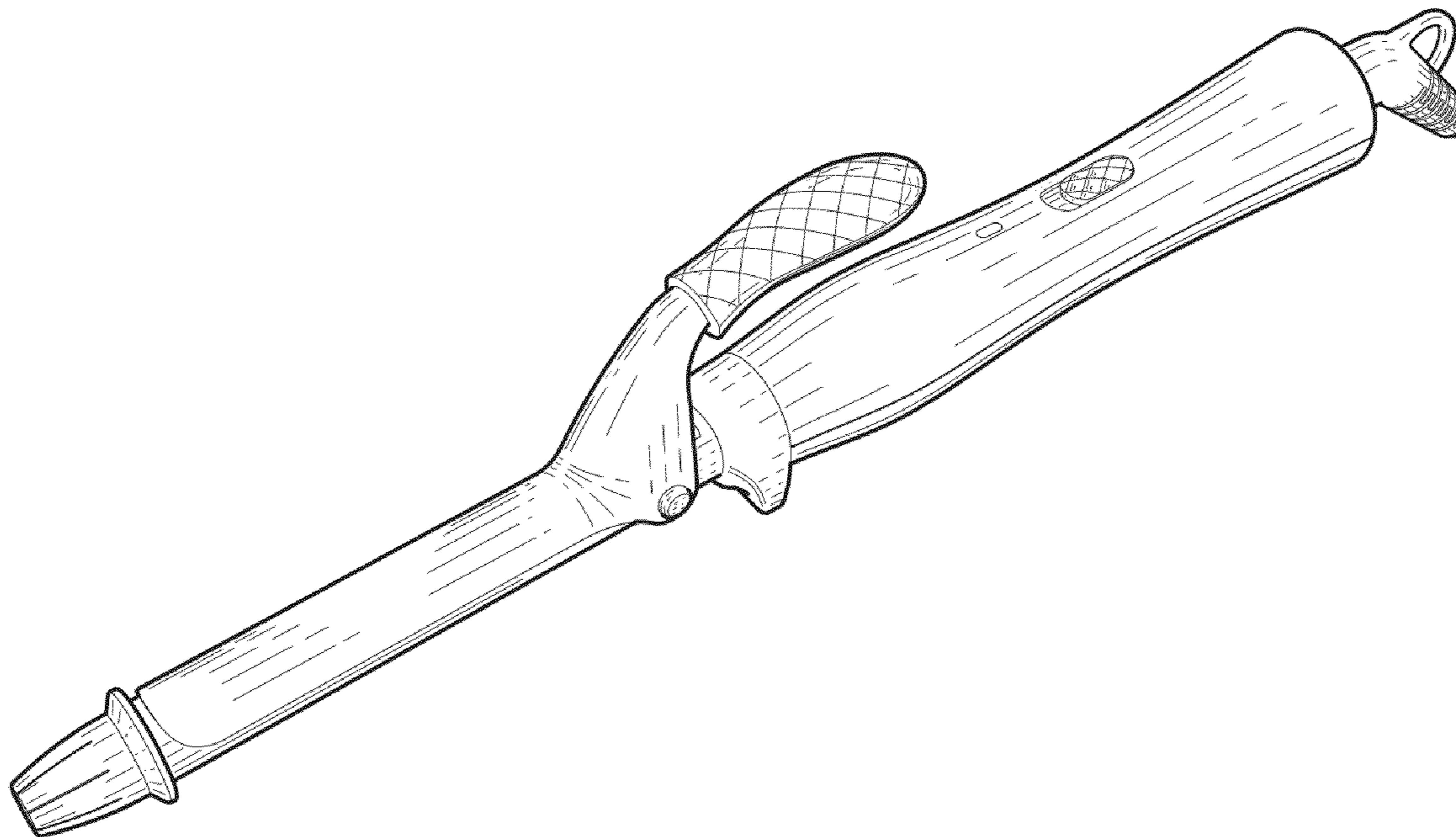
(52) **U.S. Cl.**  
USPC ..... **D28/35**

(58) **Field of Classification Search**  
USPC ..... 219/222-226; 132/222, 223-272;  
D28/35, 37-38, 40

FIG. 1 is a perspective view showing my design;  
FIG. 2 is a front elevational view thereof;  
FIG. 3 is a rear elevational view thereof;  
FIG. 4 is a right side elevational view thereof;  
FIG. 5 is a left side elevational view thereof;  
FIG. 6 is a top plan view thereof; and,  
FIG. 7 is a bottom plan view thereof.

See application file for complete search history.

**1 Claim, 3 Drawing Sheets**



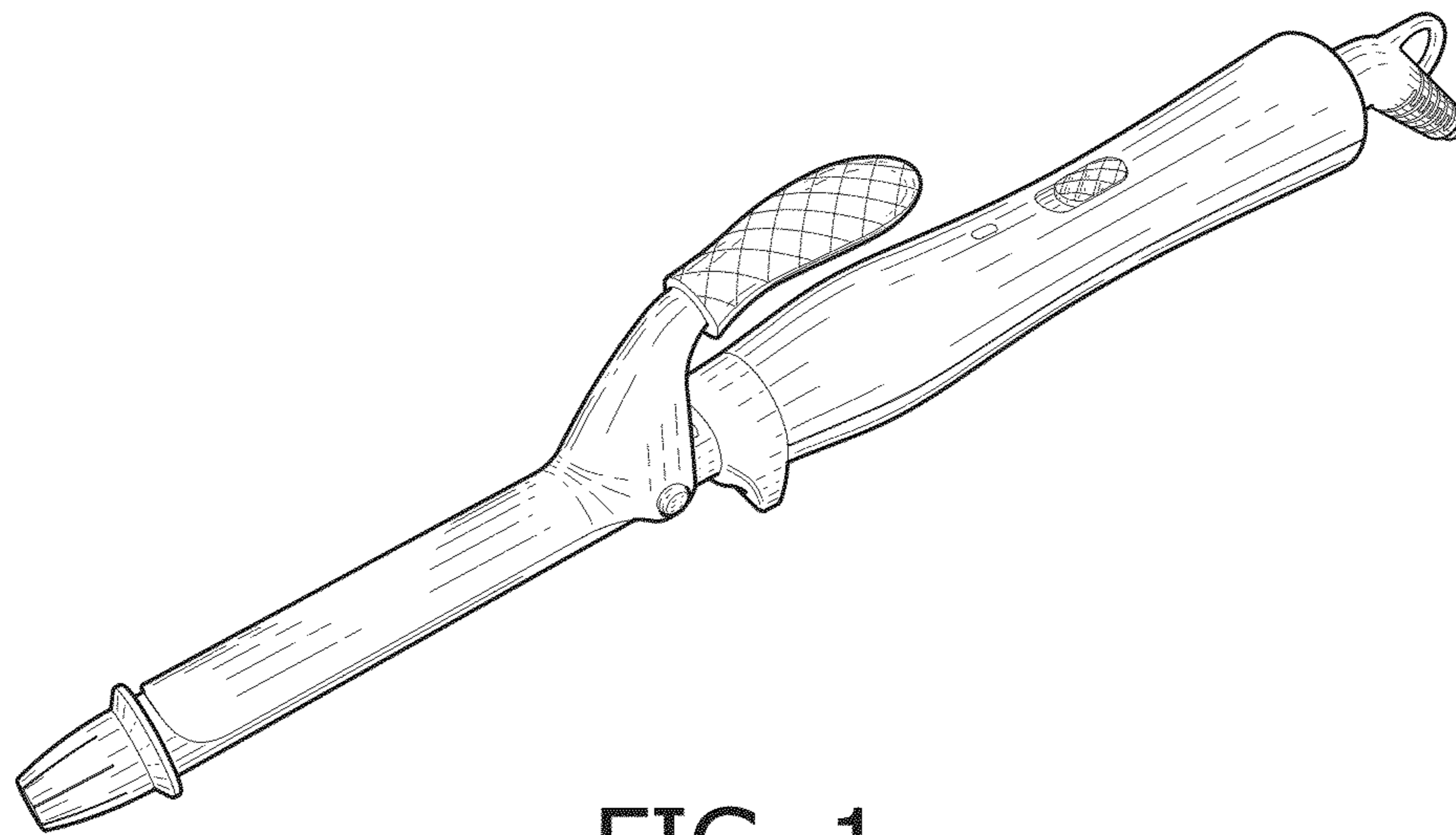


FIG. 1

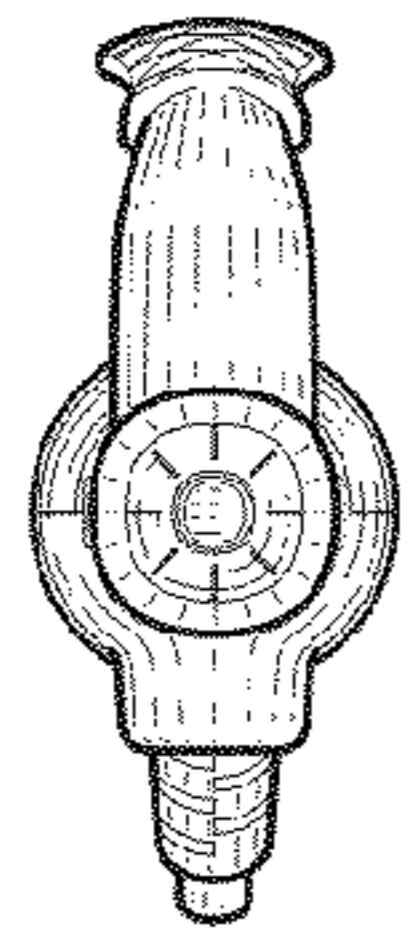


FIG. 2

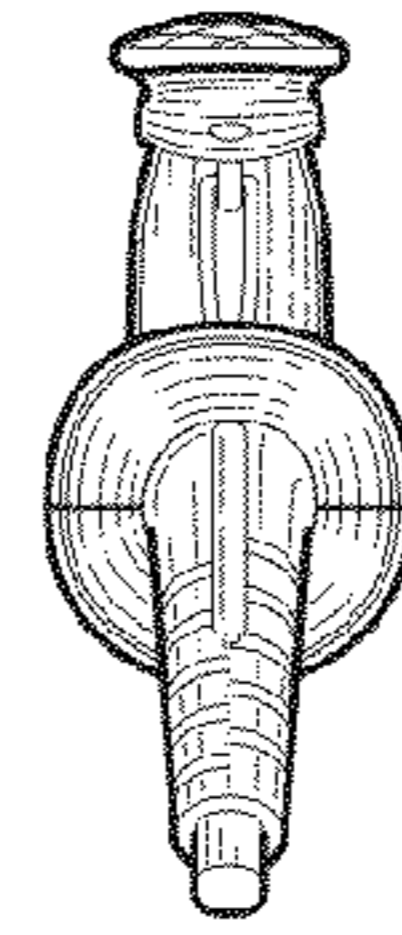


FIG. 3

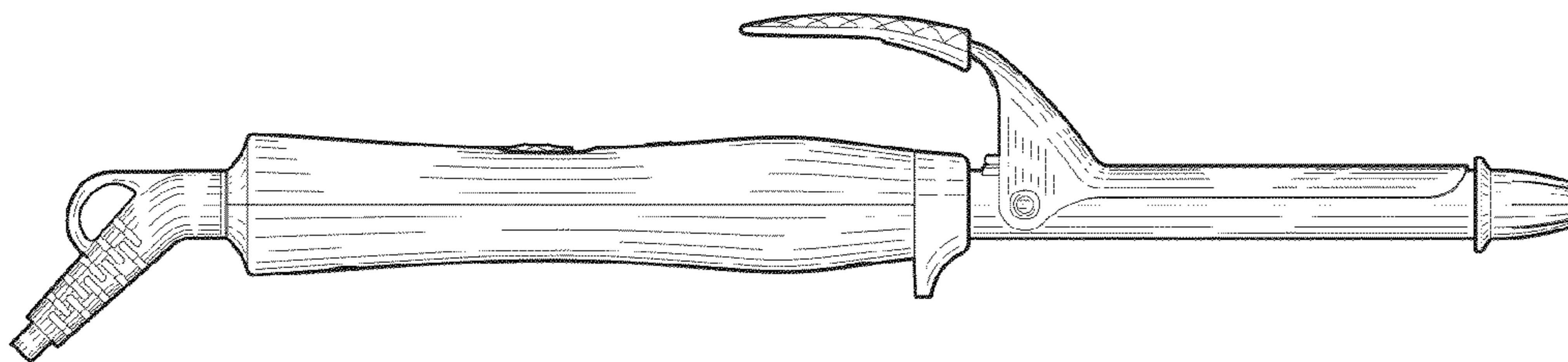


FIG. 4

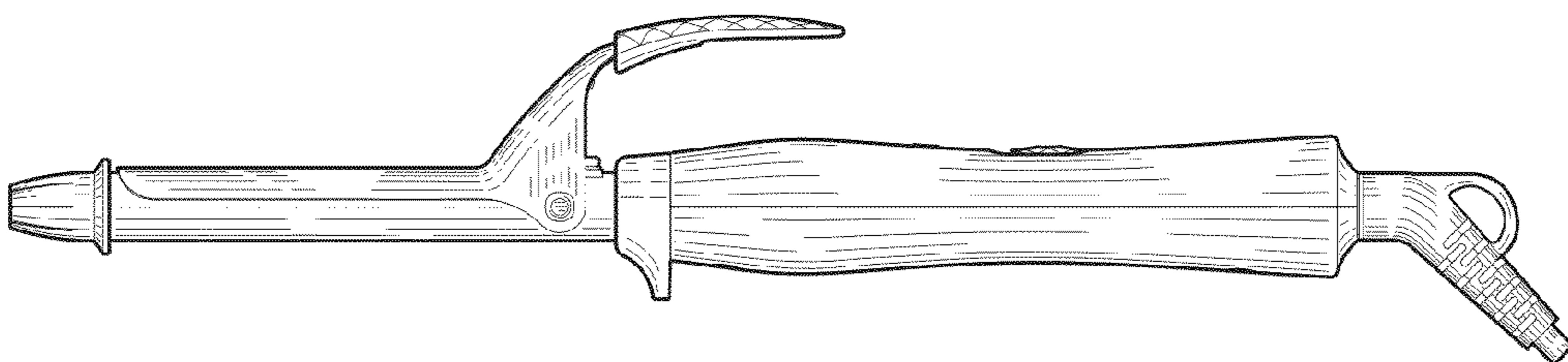


FIG. 5

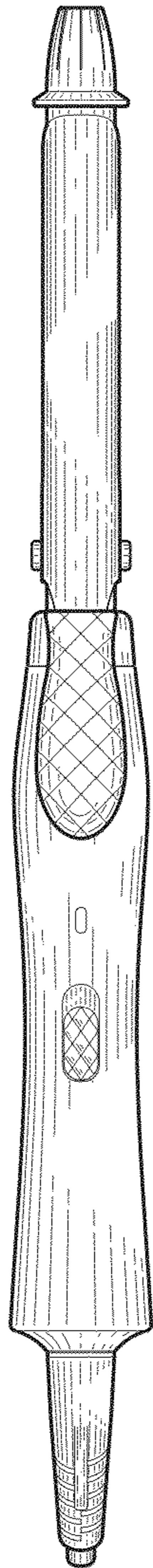


FIG. 6

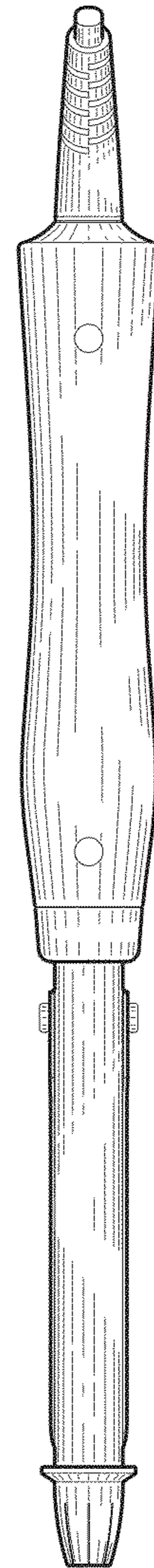


FIG. 7