



US00D698485S

(12) **United States Design Patent**
Beste

(10) **Patent No.:** **US D698,485 S**
(45) **Date of Patent:** **** Jan. 28, 2014**

(54) **HAIR WAVE IRON**

(71) Applicant: **Karlabeth K. Beste**, Milwaukee, WI
(US)

(72) Inventor: **Karlabeth K. Beste**, Milwaukee, WI
(US)

(**) Term: **14 Years**

(21) Appl. No.: **29/442,392**

(22) Filed: **Feb. 22, 2013**

(51) **LOC (10) Cl.** **28-03**

(52) **U.S. Cl.**
USPC **D28/35**

(58) **Field of Classification Search**
USPC 219/222-226; 132/222, 223-272;
D28/35, 37-38, 40

See application file for complete search history.

(56) **References Cited**

U.S. PATENT DOCUMENTS

1,360,861	A	11/1920	Alberghini	
1,552,739	A	9/1925	Flutro	
4,151,850	A *	5/1979	Nathe et al.	132/225
4,533,819	A	8/1985	Valiulis	

D313,870	S *	1/1991	Mastromonaco	D28/35
D347,085	S *	5/1994	Hirzel	D28/37
5,623,953	A	4/1997	McDowell	
5,832,939	A *	11/1998	Nathe	132/225
D441,138	S *	4/2001	Micinilio et al.	D28/37
6,453,910	B1	9/2002	Lloyd	
6,604,533	B2	8/2003	Hardenbrook	
D504,541	S *	4/2005	Cho	D28/35
D542,970	S *	5/2007	Park	D28/35
D570,542	S *	6/2008	Leung	D28/35

* cited by examiner

Primary Examiner — Jennifer Rivard

(74) *Attorney, Agent, or Firm* — Paul Martin

(57) **CLAIM**

The ornamental design for a hair wave iron, as shown and described.

DESCRIPTION

FIG. 1 is a top perspective view of the hair wave iron.

FIG. 2 is a top plan view thereof.

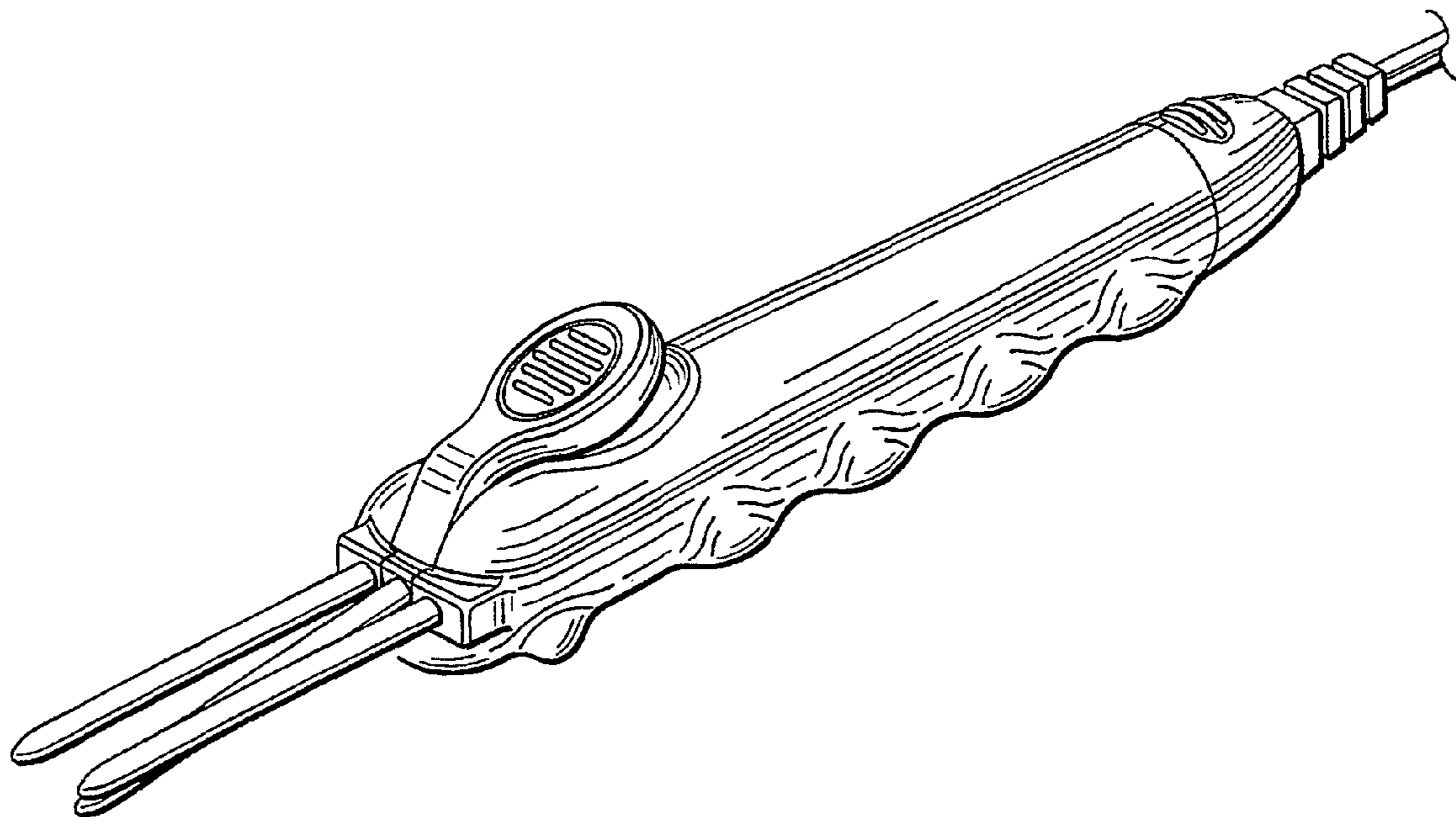
FIG. 3 is a front elevational view thereof. The back elevational view is a mirror image of the front view.

FIG. 4 is a bottom plan view thereof.

FIG. 5 is a left end elevational view of thereof; and,

FIG. 6 is a right end elevational view thereof.

1 Claim, 3 Drawing Sheets



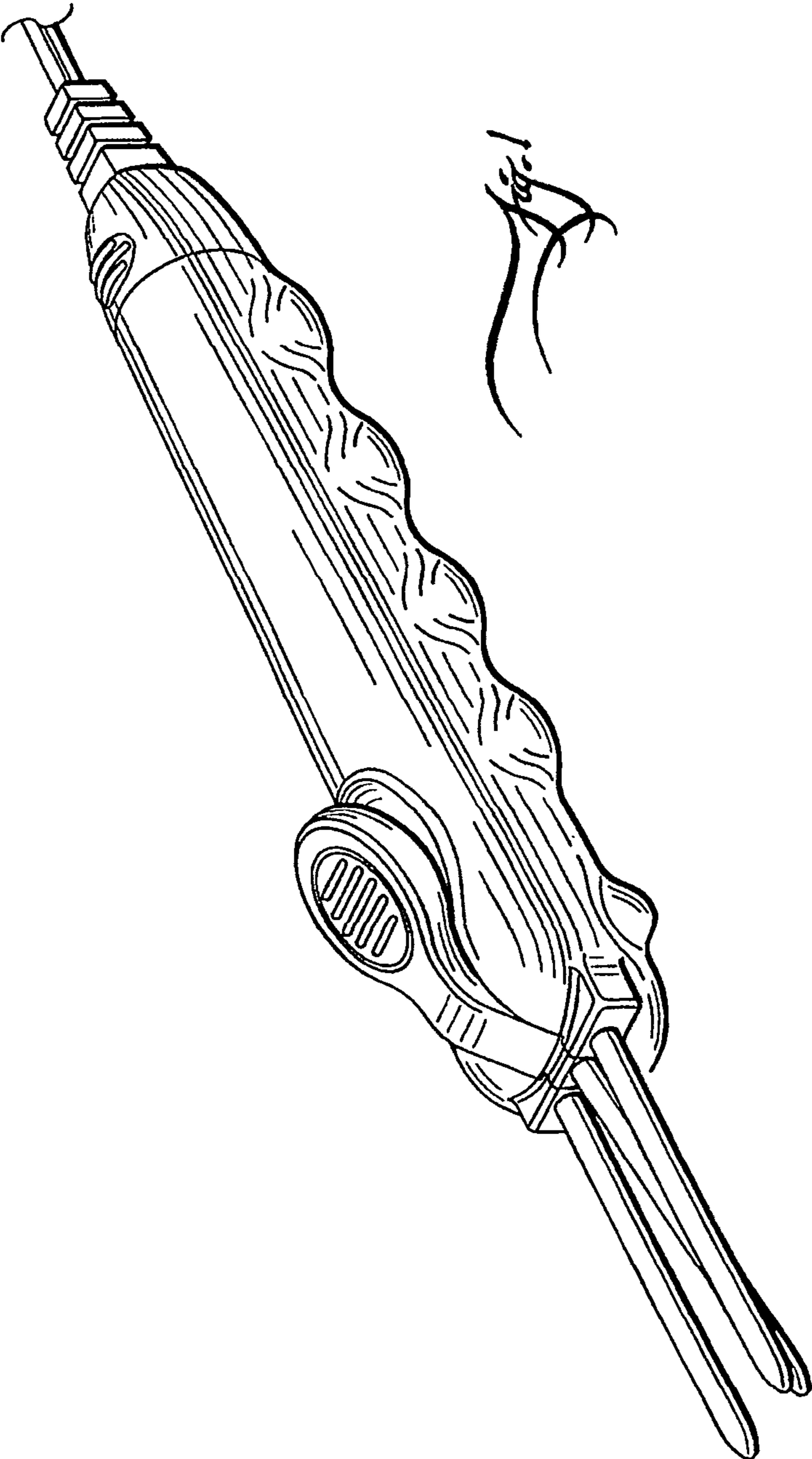


Fig. 1

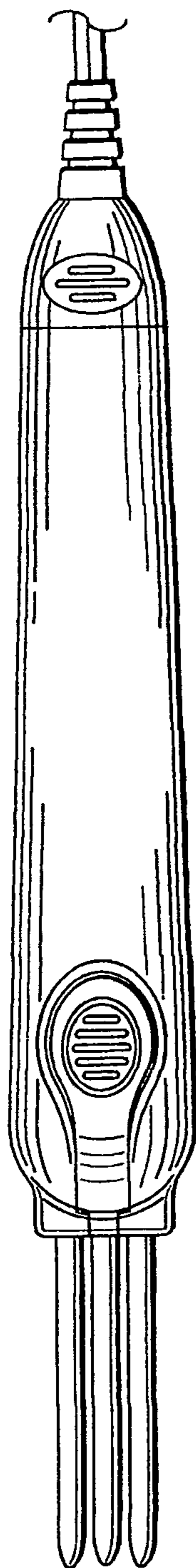


Fig. 2

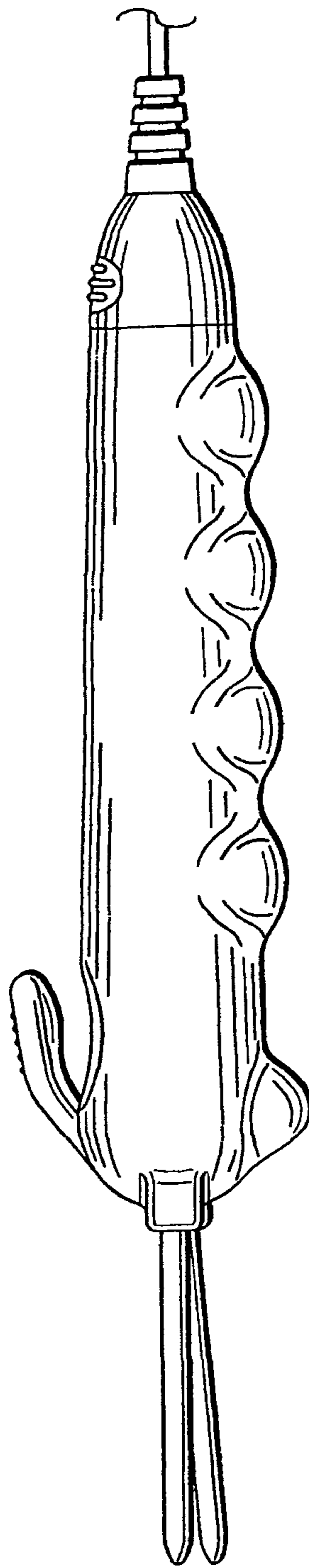


Fig. 3




Fig. 4

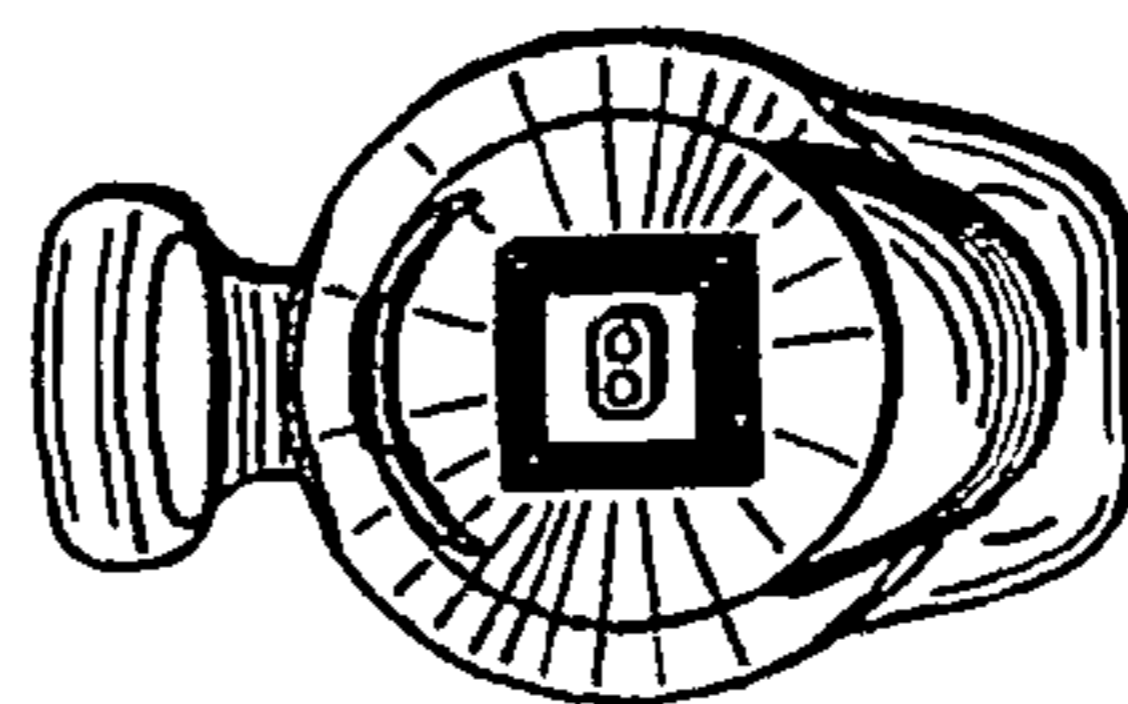


Fig. 6

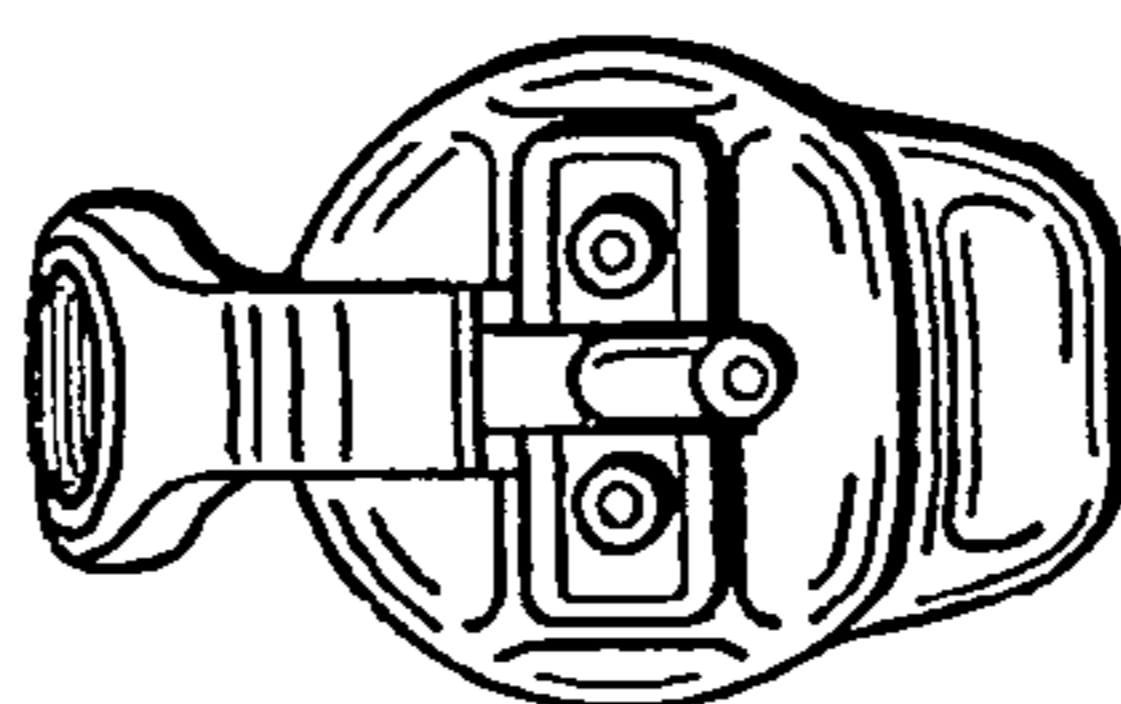


Fig. 5