



US00D698482S

(12) **United States Design Patent**  
**Chen**

(10) **Patent No.:** **US D698,482 S**

(45) **Date of Patent:** **\*\* Jan. 28, 2014**

(54) **BASE FOR LIGHT FIXTURE**

(71) Applicant: **Chi Gon Chen**, Guang Zhou (CN)

(72) Inventor: **Chi Gon Chen**, Guang Zhou (CN)

(73) Assignee: **International Development, LLC**,  
Roanoke, TX (US)

(\*\*) Term: **14 Years**

(21) Appl. No.: **29/441,735**

(22) Filed: **Jan. 9, 2013**

(51) **LOC (10) Cl.** ..... **26-99**

(52) **U.S. Cl.**  
USPC ..... **D26/142**

(58) **Field of Classification Search**  
USPC ..... D26/25, 26, 28, 31, 35, 36, 37, 41, 42,  
D26/50, 51, 52, 64, 66, 67, 73, 75, 78, 85,  
D26/88, 89, 90, 103-106, 109, 110, 119,  
D26/123, 125, 129, 131, 135, 136, 138, 140,  
D26/143, 144; D13/179, 180; 362/92, 130,  
362/132, 133, 183, 184, 190, 205, 216,  
362/217.05, 218, 220, 223, 224, 241, 247,  
362/249.03, 249.05-249.1, 249.11, 258,  
362/260, 285, 287, 294.02, 297, 327, 345,  
362/354, 373-379, 410, 418, 419, 510, 516,  
362/558, 561; 248/339, 557, 558; D8/354,  
D8/373, 377, 382; D25/60, 119, 124, 125;  
52/455; 349/59-62, 64-67, 113;  
438/15; 345/102; D12/406; D10/111,  
D10/114.1; D11/121, 125, 144, 145;  
428/11; 257/96, 97, 98, 99

See application file for complete search history.

(56) **References Cited**

U.S. PATENT DOCUMENTS

|              |         |                     |           |
|--------------|---------|---------------------|-----------|
| D142,769 S * | 11/1945 | Bird .....          | D26/65    |
| D269,553 S * | 6/1983  | Johnson et al. .... | D26/63    |
| D277,558 S * | 2/1985  | Mallory .....       | D10/106.2 |
| D374,835 S * | 10/1996 | Wachter .....       | D10/114.2 |
| D493,243 S * | 7/2004  | Burnet .....        | D26/63    |
| D580,083 S * | 11/2008 | Sanoner .....       | D26/63    |
| D664,708 S * | 7/2012  | Toft .....          | D26/142   |

\* cited by examiner

*Primary Examiner* — Zenia Bennett

(74) *Attorney, Agent, or Firm* — Brian Harris

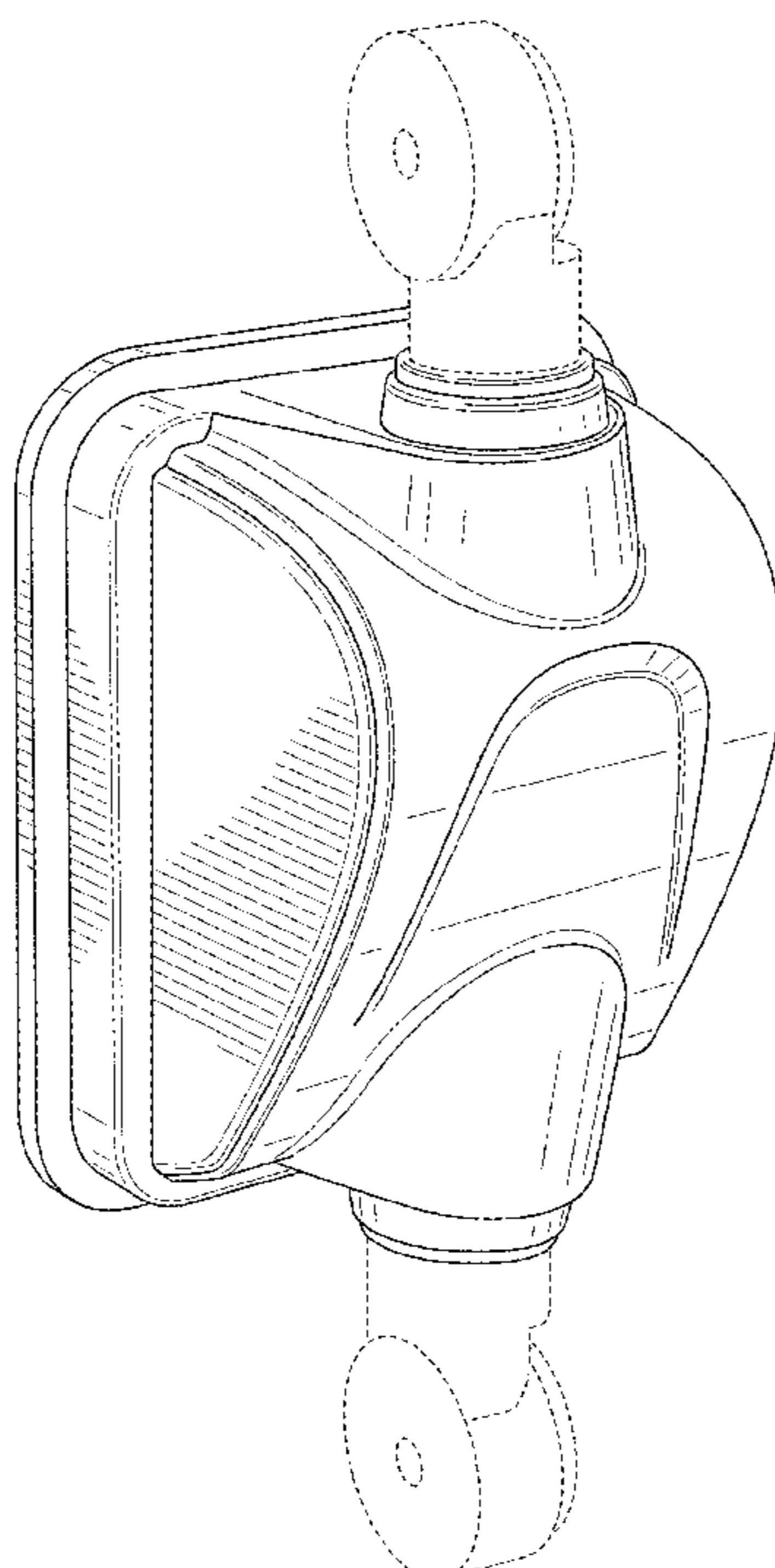
(57) **CLAIM**

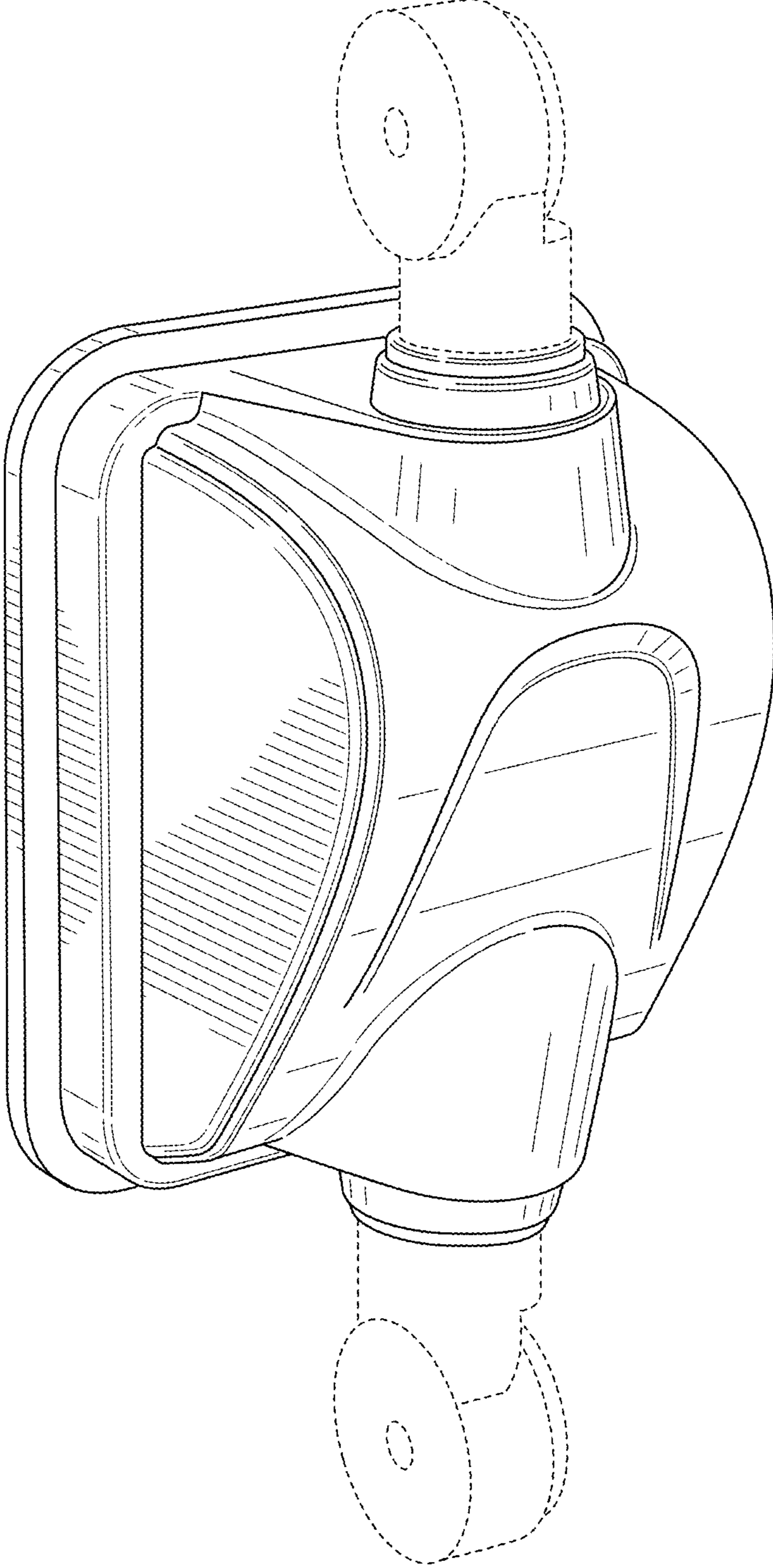
The ornamental design for a base for light fixture, as shown and described.

**DESCRIPTION**

FIG. 1 is a front perspective view of a base for light fixture showing my new design;  
FIG. 2 is a front view thereof;  
FIG. 3 is a back view thereof;  
FIG. 4 is a left side view thereof;  
FIG. 5 is a right side view thereof;  
FIG. 6 is a top view thereof; and,  
FIG. 7 is a bottom view thereof.  
The broken lines shown in the Figures form no part of the claimed design.

**1 Claim, 5 Drawing Sheets**





**FIG. 1**

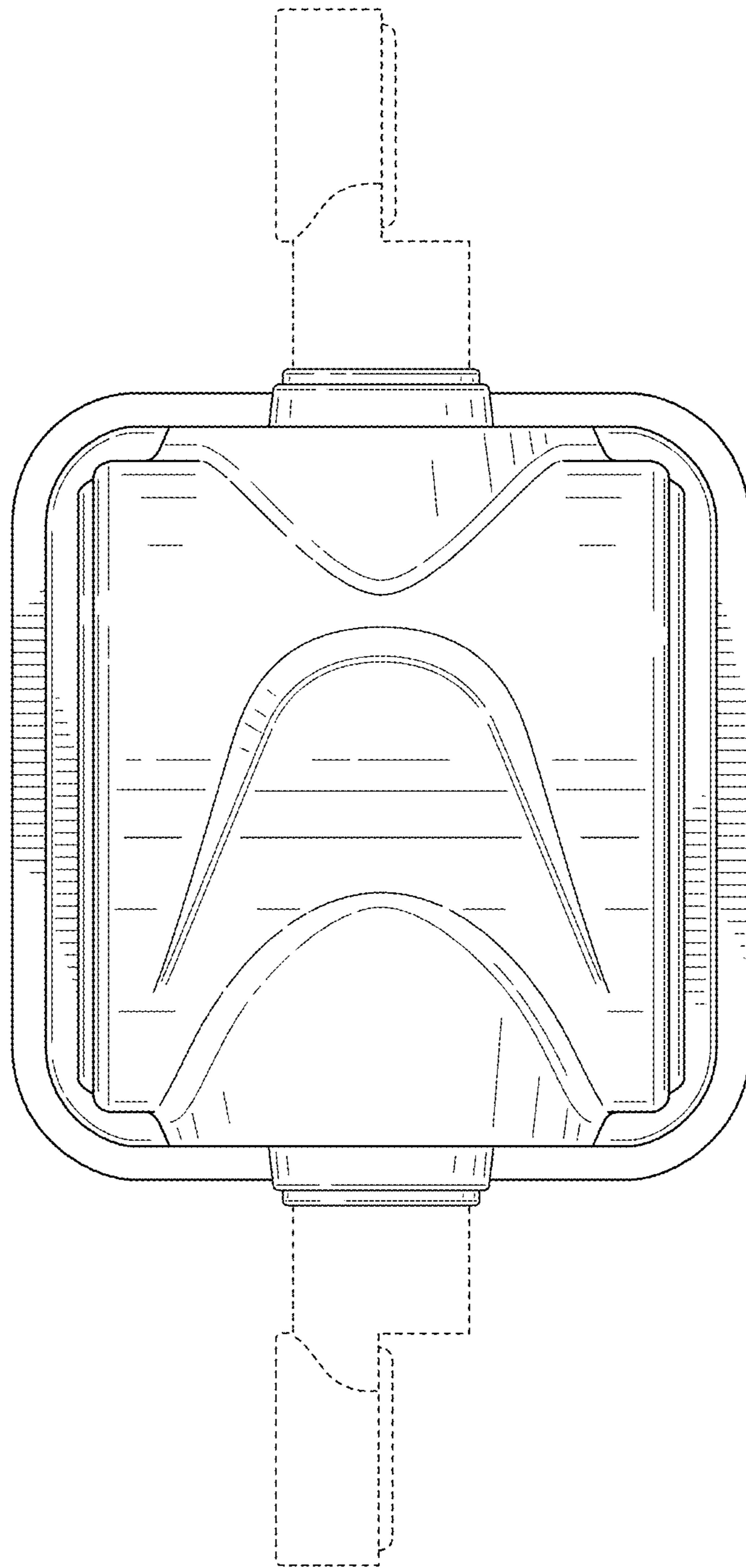

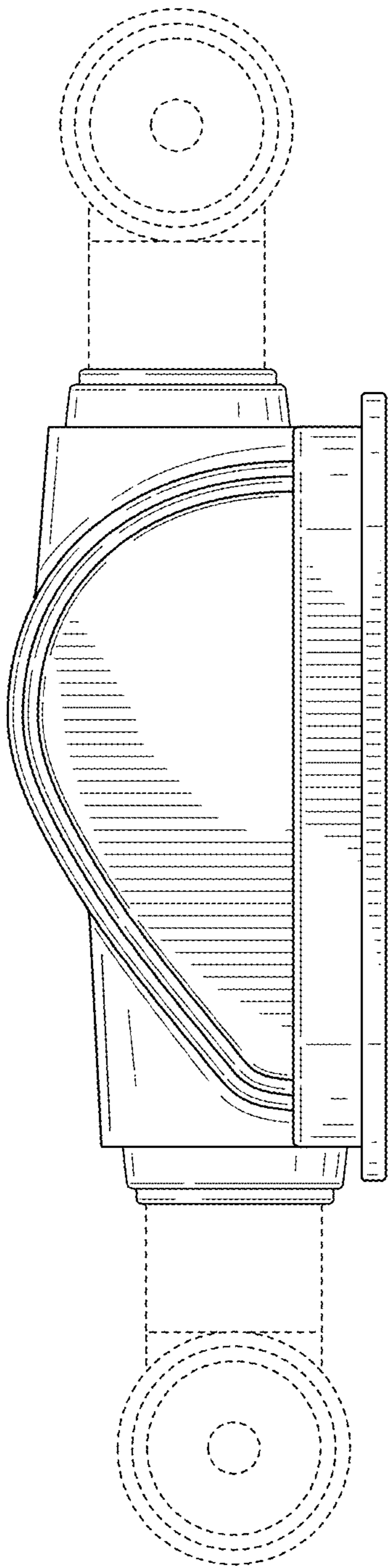


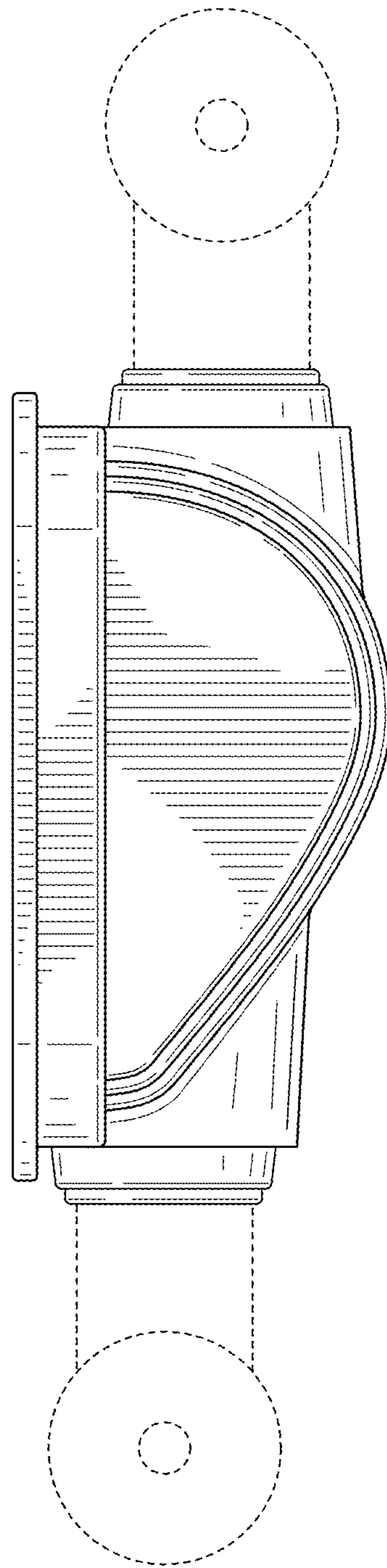
FIG. 2



**FIG. 3**

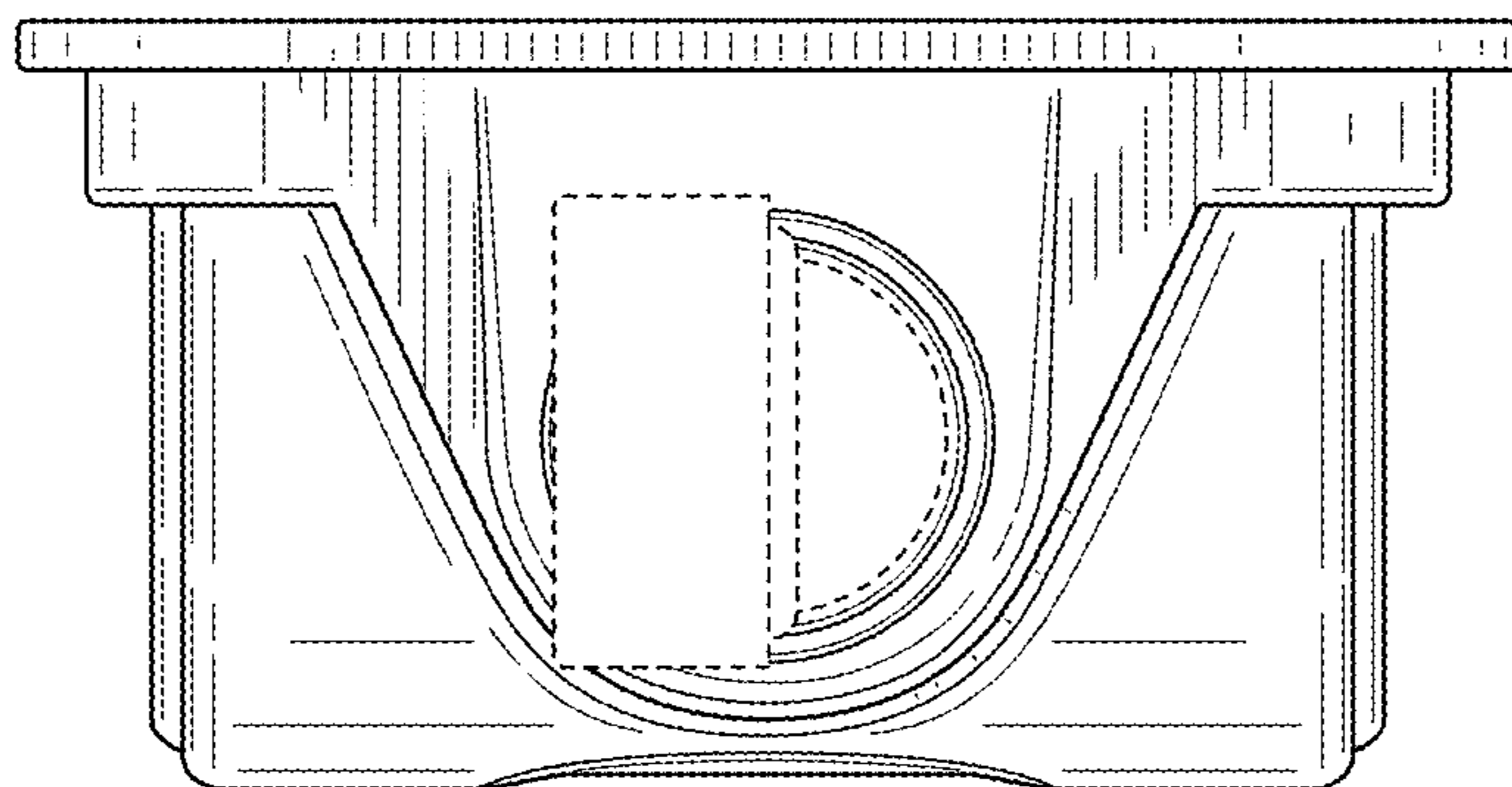


**FIG. 4**

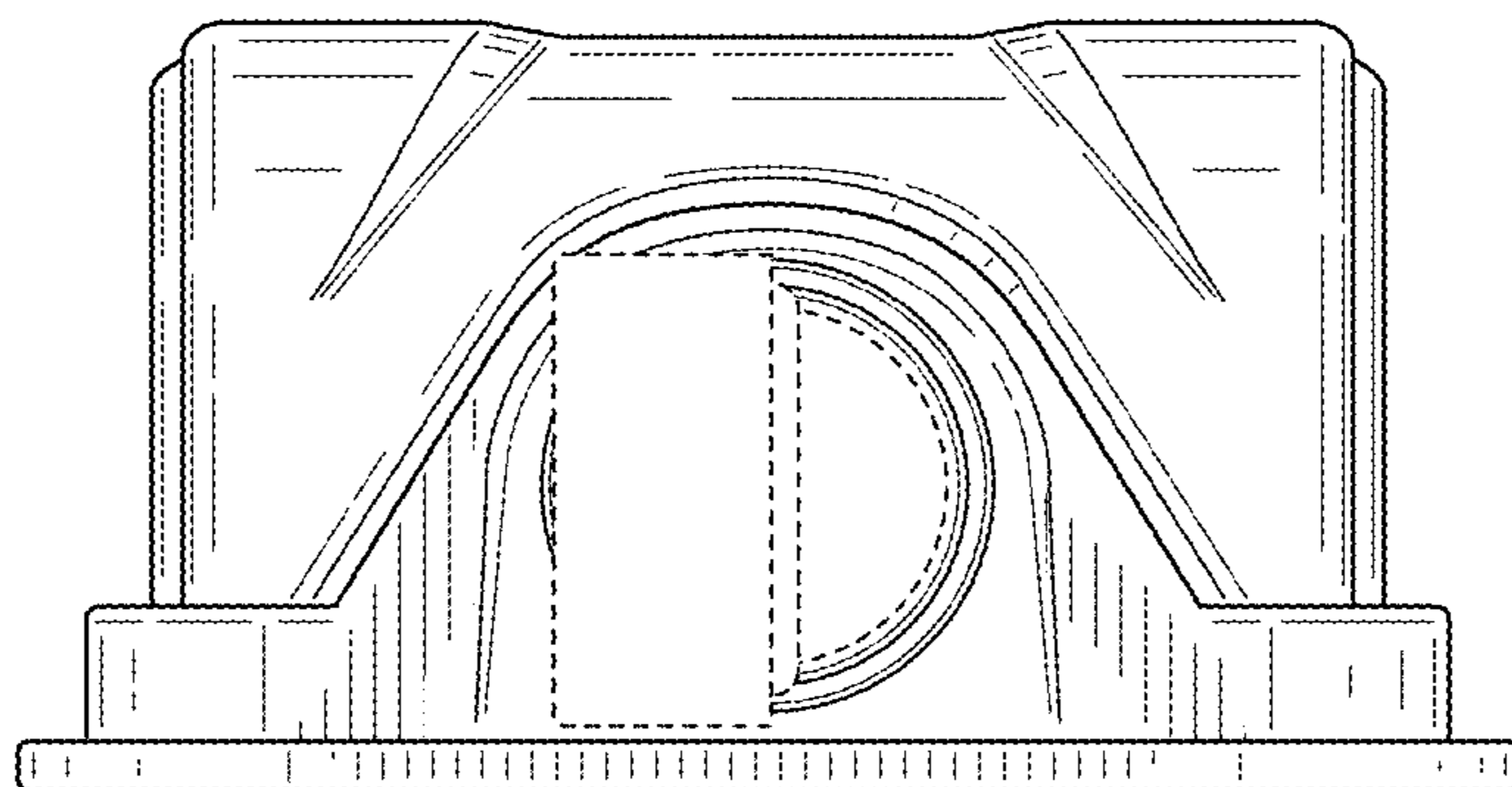


**FIG. 5**





**FIG. 6**



**FIG. 7**