

US00D698453S

(12) **United States Design Patent**  
**Tai**

(10) **Patent No.:** **US D698,453 S**  
(45) **Date of Patent:** **\*\* Jan. 28, 2014**

- (54) **SLEEVE FOR PERSONAL MASSAGER**
- (71) Applicant: **GS Design HK, Limited**, Admiralty (HK)
- (72) Inventor: **Kenny Chih-Yao Tai**, Admiralty (HK)
- (73) Assignee: **GS Design HK, Limited**, Admiralty (HK)
- (\*\*) Term: **14 Years**
- (21) Appl. No.: **29/443,287**
- (22) Filed: **Jan. 15, 2013**
- (51) **LOC (10) Cl.** ..... **28-03**
- (52) **U.S. Cl.**  
USPC ..... **D24/215**
- (58) **Field of Classification Search**  
USPC ..... D24/200, 211, 212, 213, 214, 215;  
601/114, 120, 121, 124, 125, 130, 131,  
601/134, 135, 136, 137  
See application file for complete search history.

D454,959 S *	3/2002	Harris et al.	.....	D24/215
D530,823 S *	10/2006	Sevier et al.	.....	D24/214
D539,433 S *	3/2007	Lui	.....	D24/215
D636,888 S *	4/2011	Nikitczuk et al.	.....	D24/215
D637,728 S *	5/2011	Sevier et al.	.....	D24/211
D643,128 S *	8/2011	Mohamed et al.	.....	D24/215
D648,862 S *	11/2011	Yen	.....	D24/215
D673,687 S *	1/2013	Zeng et al.	.....	D24/215
D681,842 S *	5/2013	Chang	.....	D24/215
D685,105 S *	6/2013	Marshall	.....	D24/215

\* cited by examiner

*Primary Examiner* — Sandra Snapp  
(74) *Attorney, Agent, or Firm* — Davis Wright Tremaine LLP; Heather M. Colburn

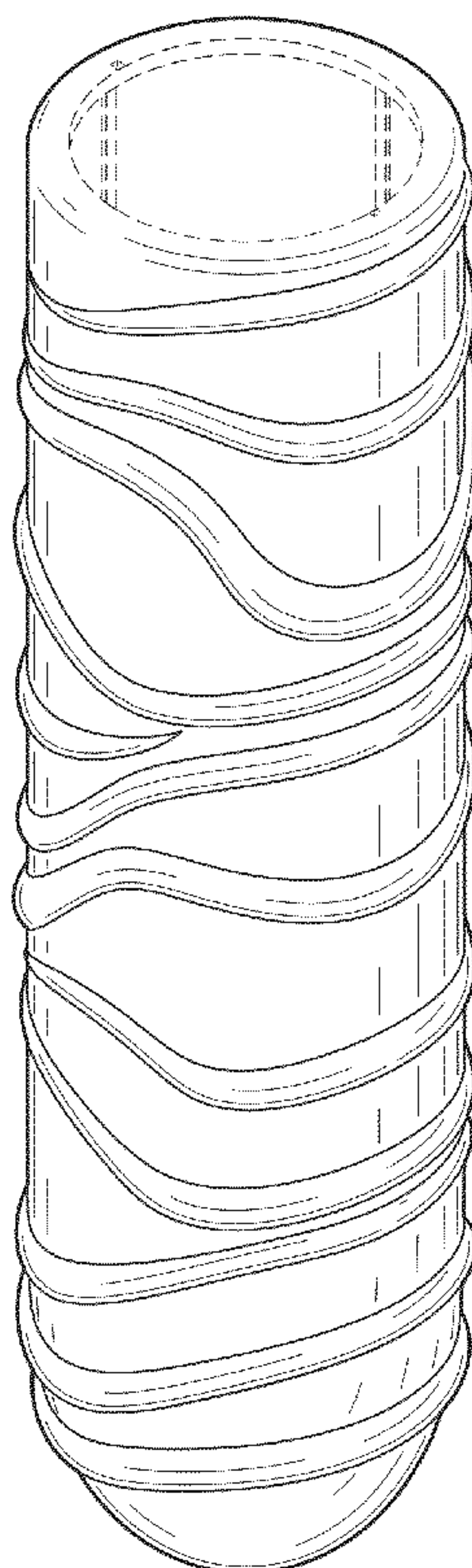
(57) **CLAIM**  
The ornamental design for a sleeve for a personal massager, as shown and described.

**DESCRIPTION**

FIG. 1 is a right side perspective view of a sleeve for a personal massager showing my new design.  
FIG. 2 is a front plan view thereof.  
FIG. 3 is a right side plan view thereof.  
FIG. 4 is a left side plan view thereof.  
FIG. 5 is a rear plan view thereof.  
FIG. 6 is a top plan view thereof; and,  
FIG. 7 is a bottom plan view thereof.  
The broken lines represent portions of the sleeve for a personal massager that form no part of the claim.

**1 Claim, 6 Drawing Sheets**

- (56) **References Cited**  
U.S. PATENT DOCUMENTS  
D210,922 S \* 4/1968 Tavel ..... D24/214  
D234,724 S \* 4/1975 Tavel ..... D24/214  
D272,945 S \* 3/1984 Suhel et al. .... D24/214  
D426,311 S \* 6/2000 Horowitz et al. .... D24/215



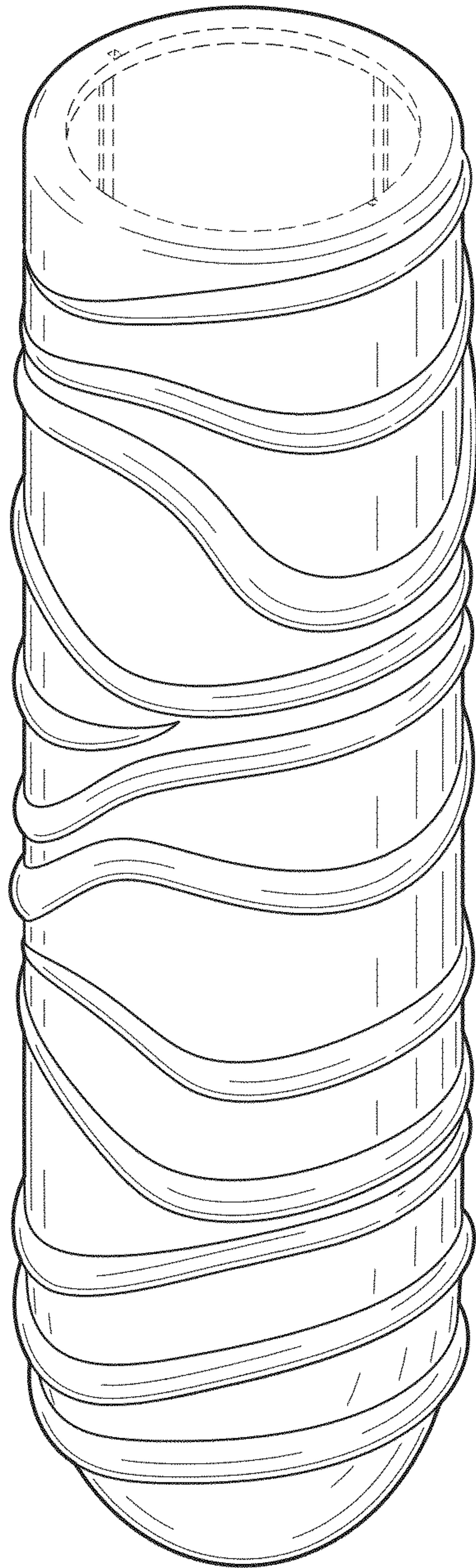


FIG.1

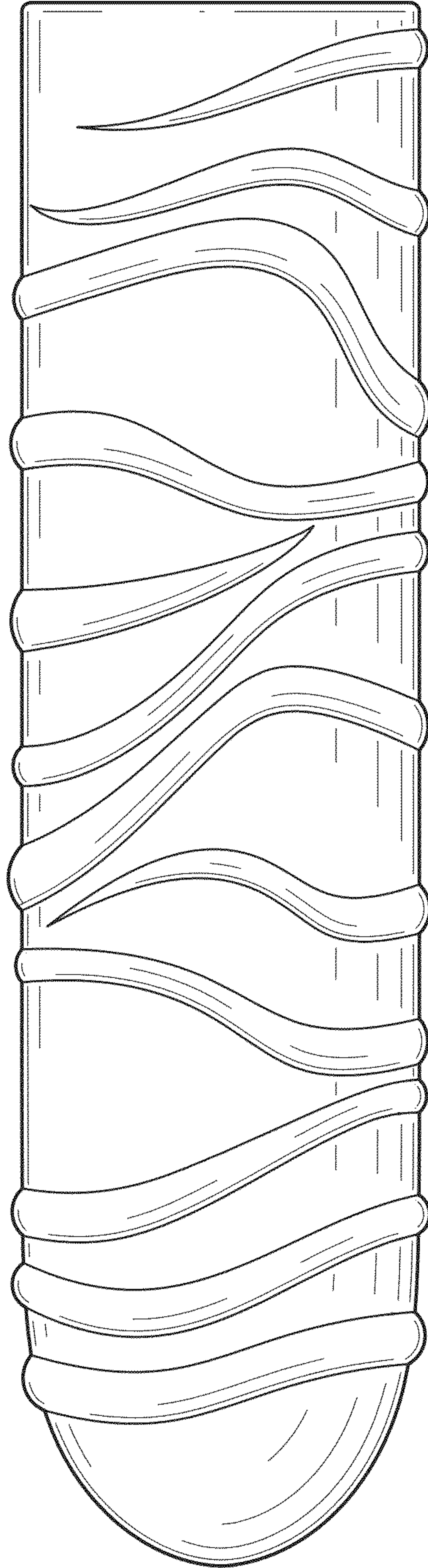


FIG.2

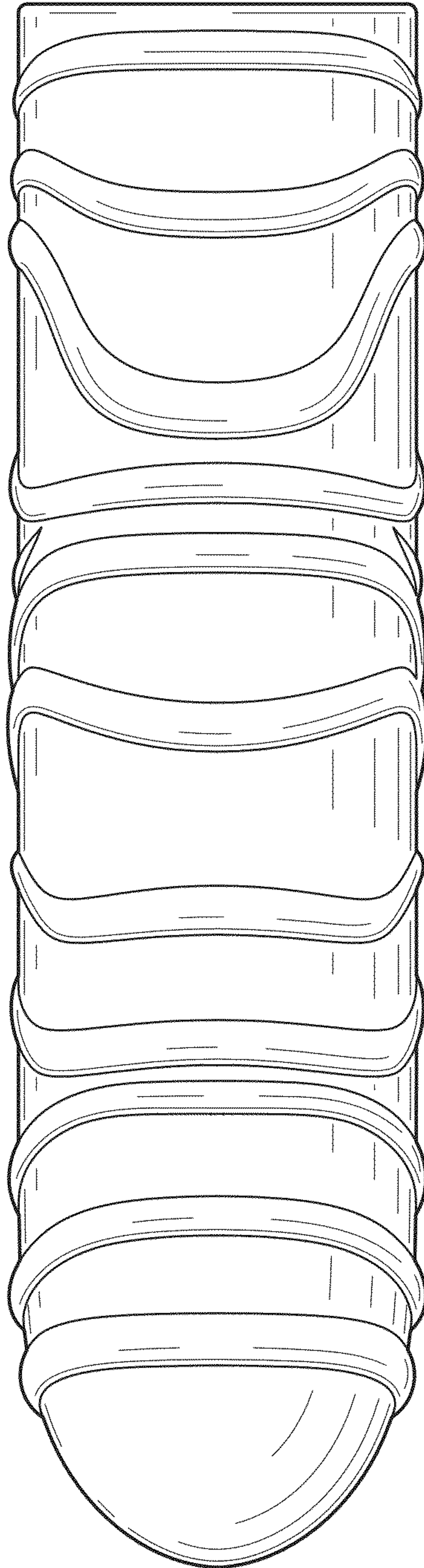


FIG. 3



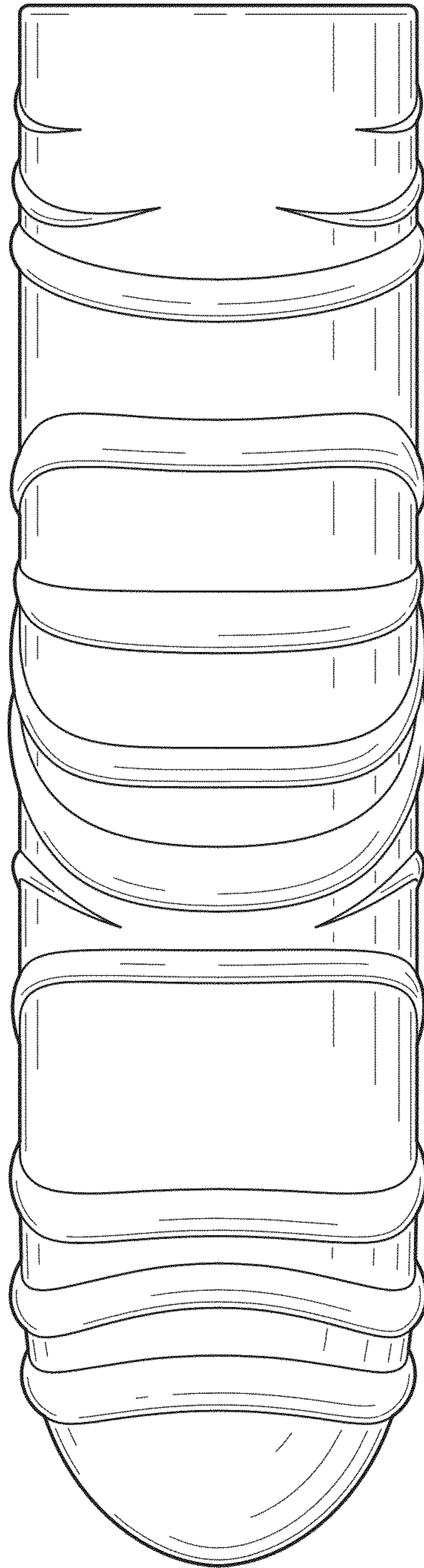


FIG. 4

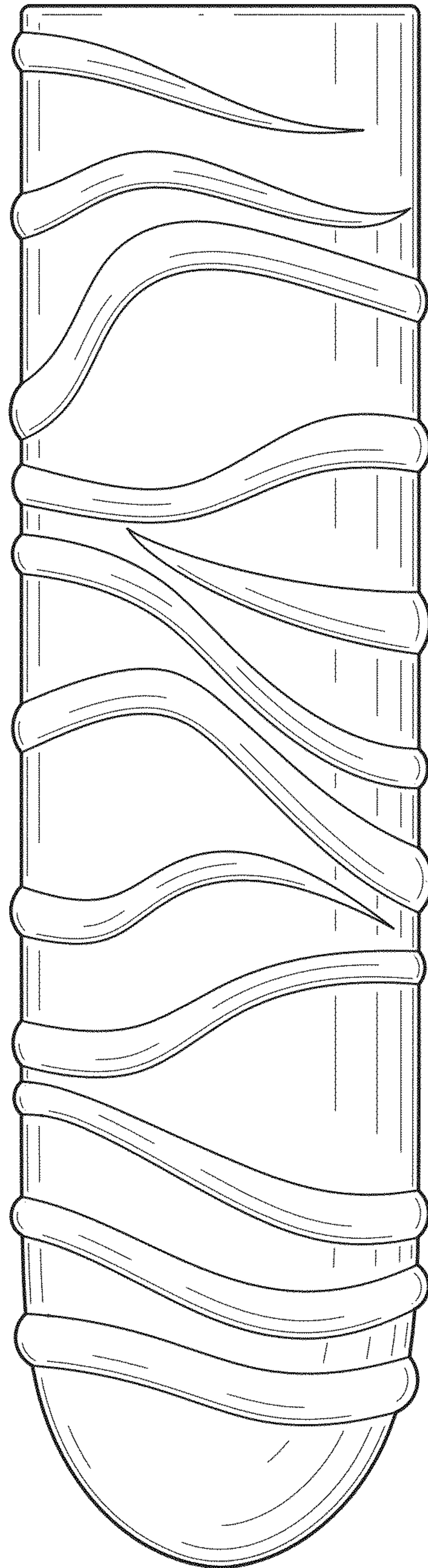


FIG. 5

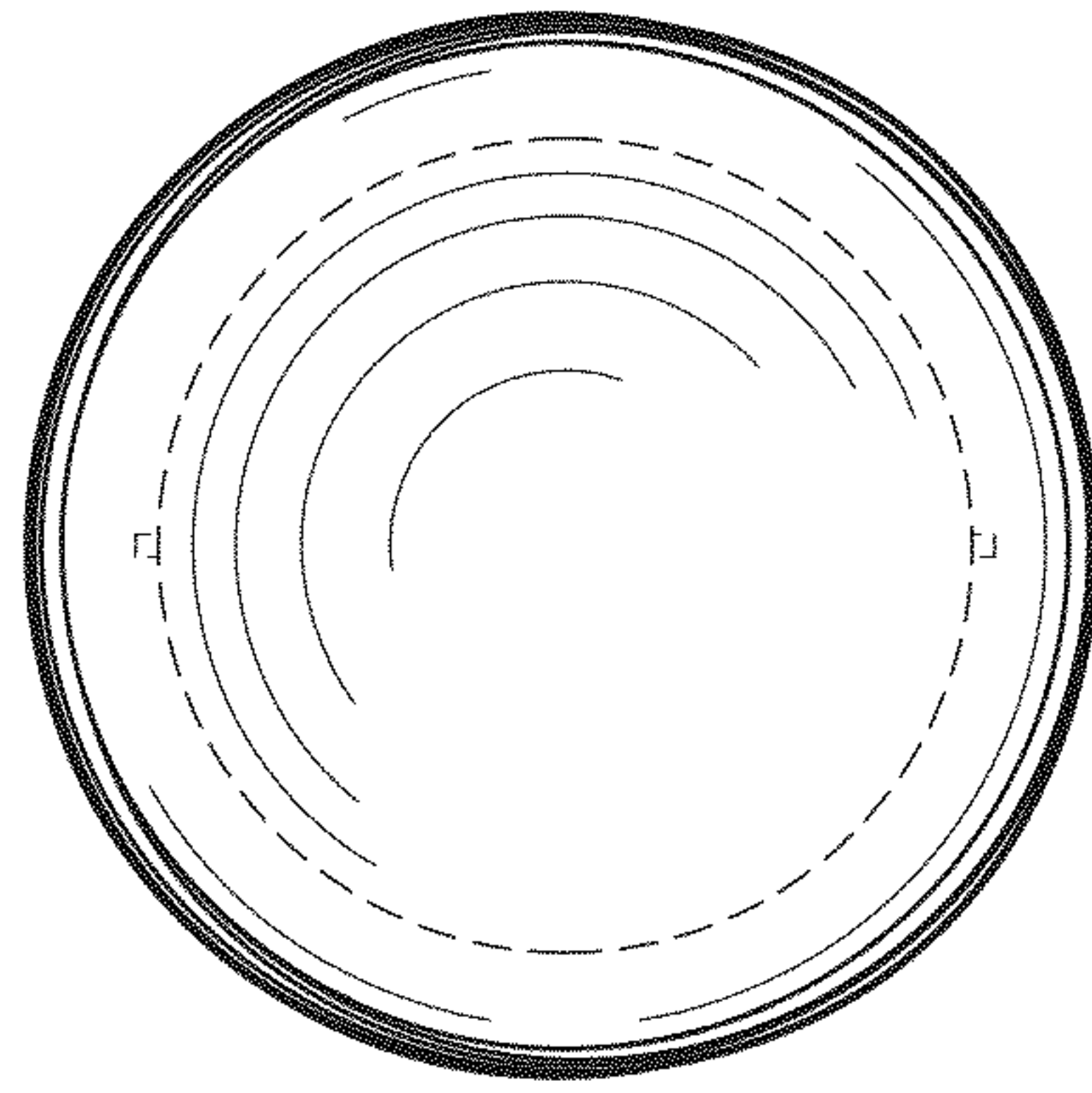


FIG. 6

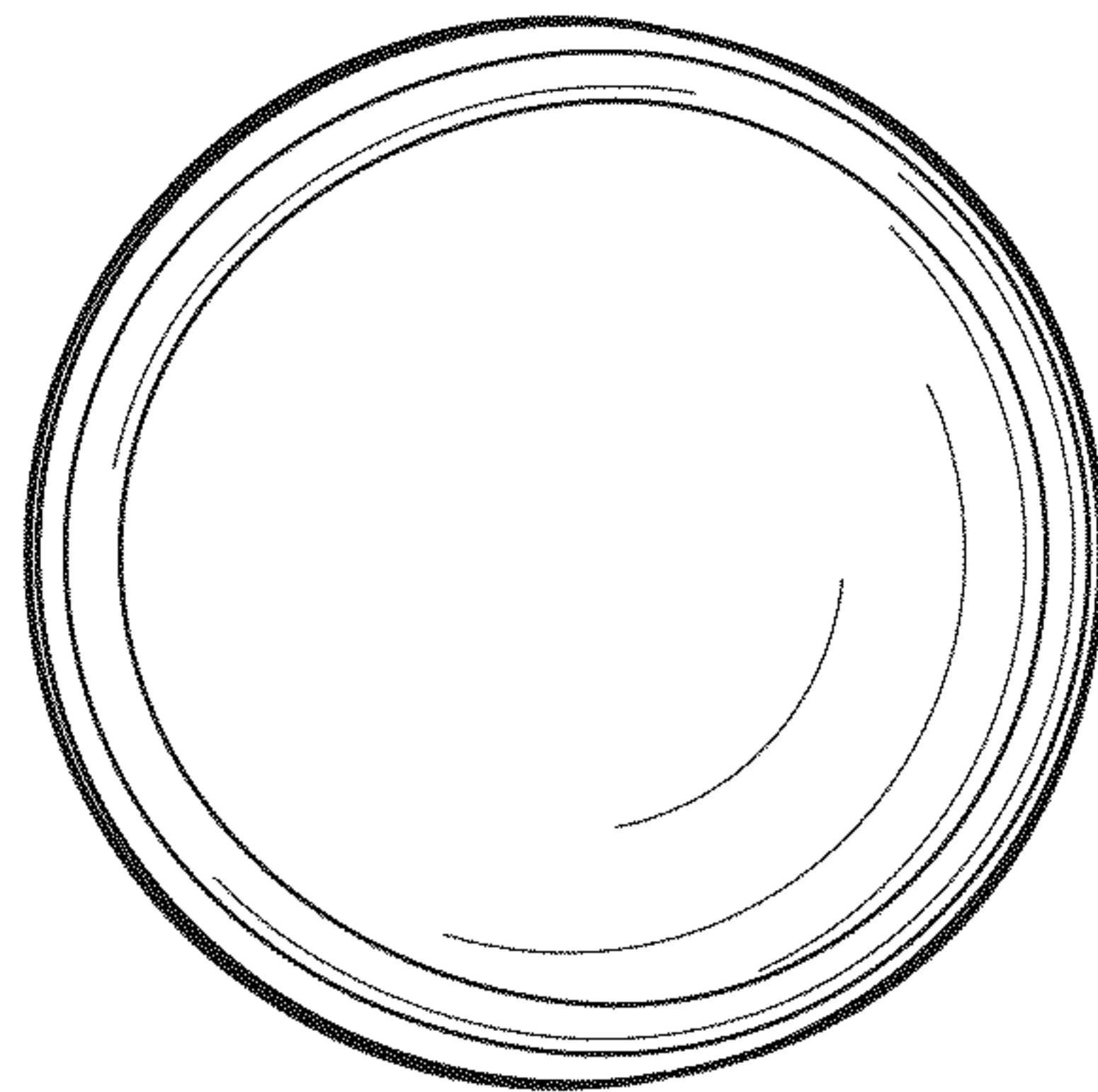


FIG. 7