



US00D698451S

(12) **United States Design Patent**
Tai

(10) **Patent No.:** **US D698,451 S**
(45) **Date of Patent:** **** Jan. 28, 2014**

- (54) **PERSONAL MASSAGER**
- (71) Applicant: **GS Design HK, Limited**, Admiralty (HK)
- (72) Inventor: **Kenny Chih-Yao Tai**, Admiralty (HK)
- (73) Assignee: **GS Design HK, Limited**, Admiralty (HK)
- (**) Term: **14 Years**
- (21) Appl. No.: **29/441,881**
- (22) Filed: **Jan. 10, 2013**
- (51) **LOC (10) Cl.** **28-03**
- (52) **U.S. Cl.**
USPC **D24/215**
- (58) **Field of Classification Search**
USPC D24/200, 211, 212, 213, 214, 215;
601/114, 120, 121, 124, 125, 130, 131,
601/134, 135, 136, 137
See application file for complete search history.

D454,959 S *	3/2002	Harris et al.	D24/215
D530,823 S *	10/2006	Sevier et al.	D24/214
D539,433 S *	3/2007	Lui	D24/215
D636,888 S *	4/2011	Nikitczuk et al.	D24/215
D637,728 S *	5/2011	Sevier et al.	D24/211
D643,128 S *	8/2011	Mohamed et al.	D24/215
D648,862 S *	11/2011	Yen	D24/215
D673,687 S *	1/2013	Zeng et al.	D24/215
D681,842 S *	5/2013	Chang	D24/215
D685,105 S *	6/2013	Marshall	D24/215

* cited by examiner

Primary Examiner — Sandra Snapp
(74) *Attorney, Agent, or Firm* — Davis Wright Tremaine LLP; Heather M. Colburn

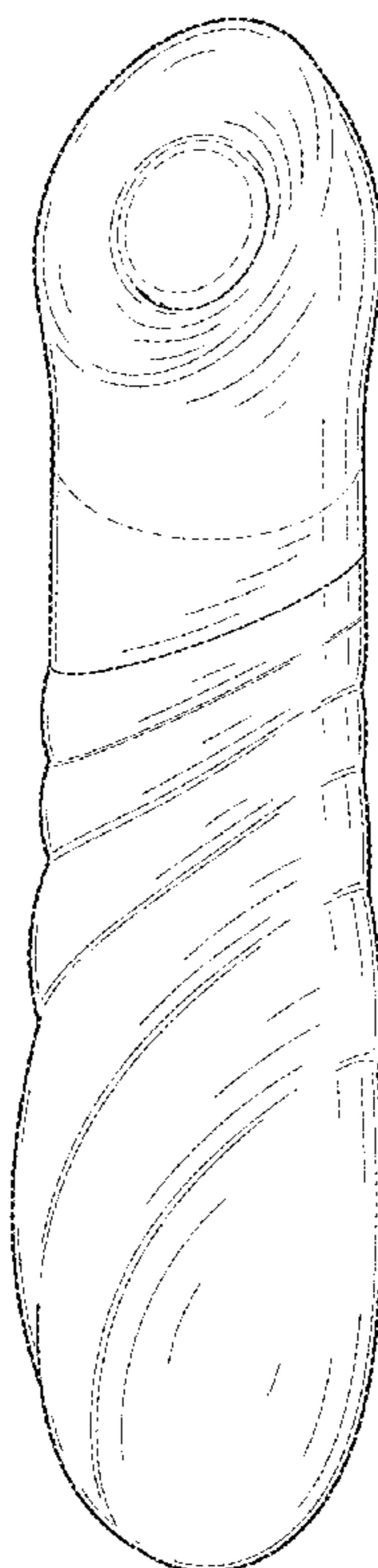
(57) **CLAIM**
The ornamental design for a personal massager, as shown and described.

DESCRIPTION

FIG. 1 is a right side perspective view of a personal massager showing my new design.
FIG. 2 is a front plan view thereof.
FIG. 3 is a right side plan view thereof.
FIG. 4 is a left side plan view thereof.
FIG. 5 is a rear plan view thereof.
FIG. 6 is a top plan view thereof; and,
FIG. 7 is a bottom plan view thereof.
The broken lines represent portions of the personal massager that form no part of the claim.

1 Claim, 6 Drawing Sheets

- (56) **References Cited**
U.S. PATENT DOCUMENTS
D210,922 S * 4/1968 Tavel D24/214
D234,724 S * 4/1975 Tavel D24/214
D272,945 S * 3/1984 Suhel et al. D24/214
D426,311 S * 6/2000 Horowitz et al. D24/215



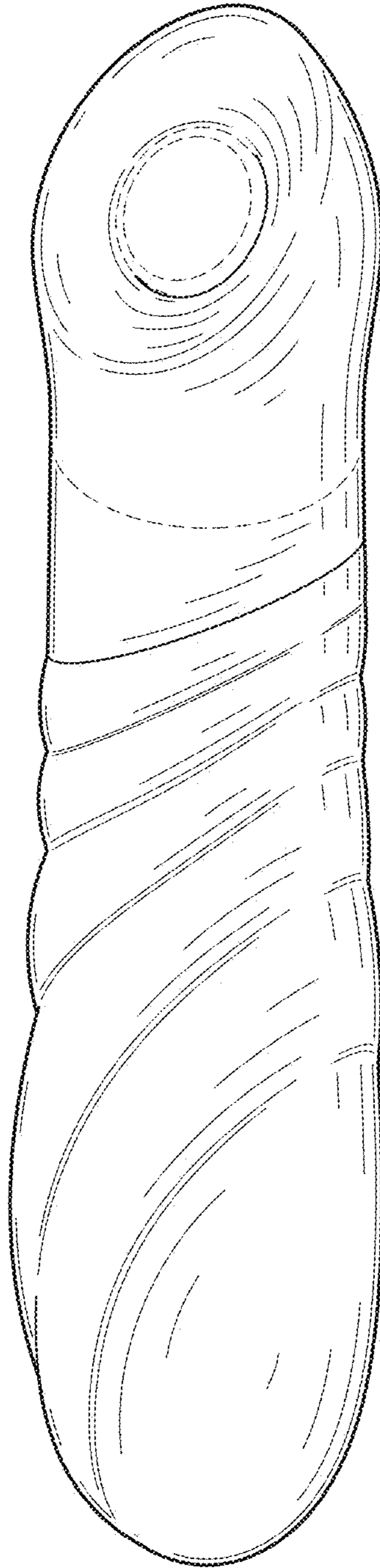


FIG.1

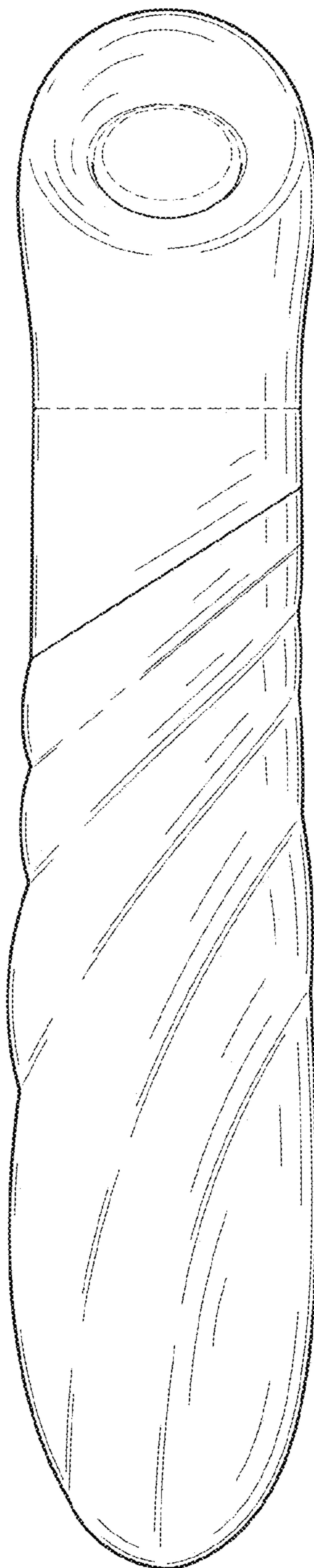


FIG.2

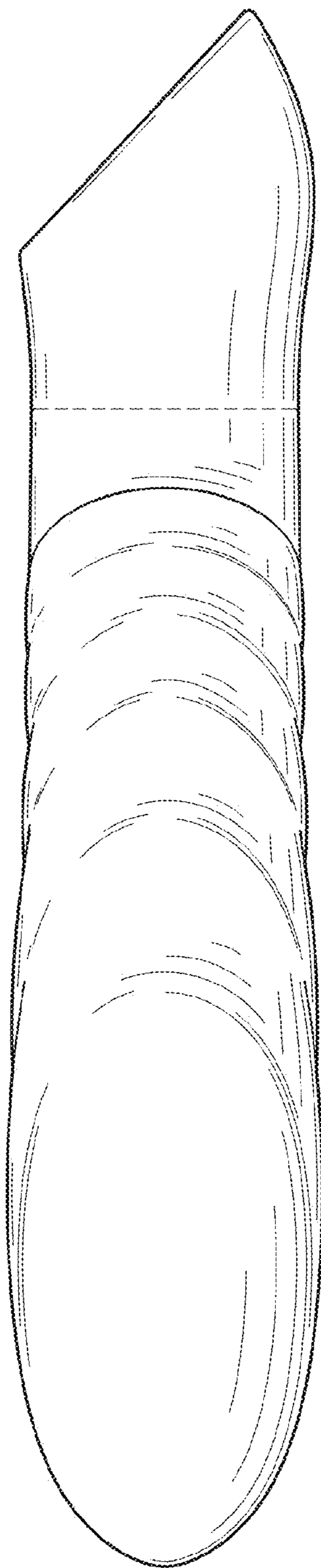


FIG. 3

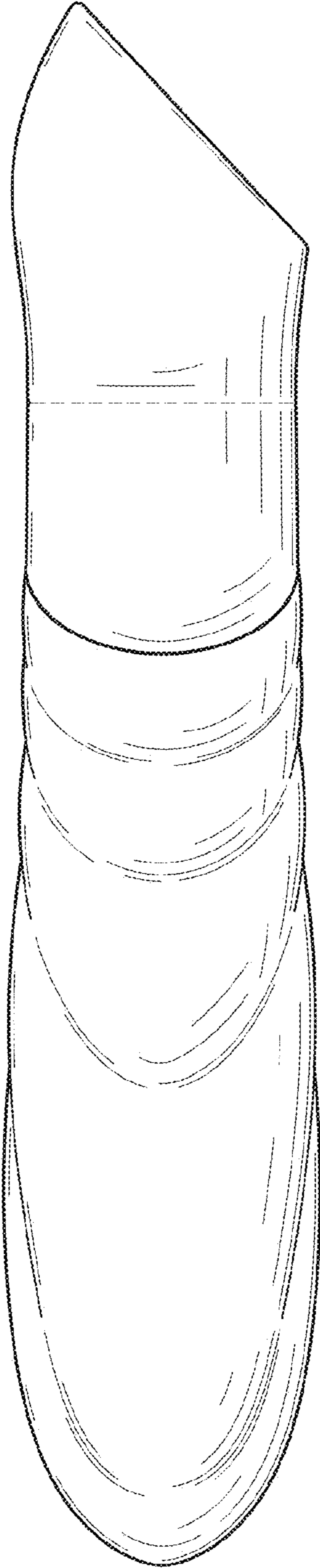


FIG. 4

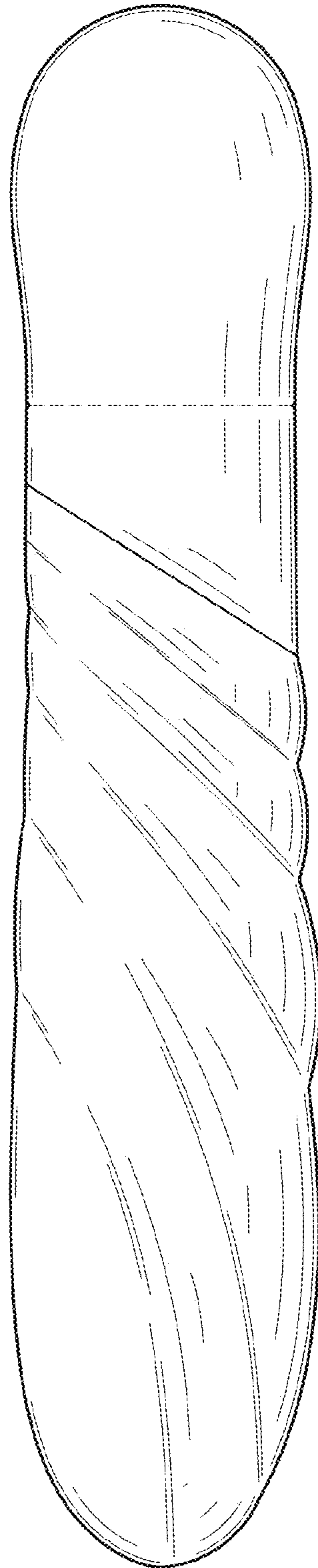


FIG.5

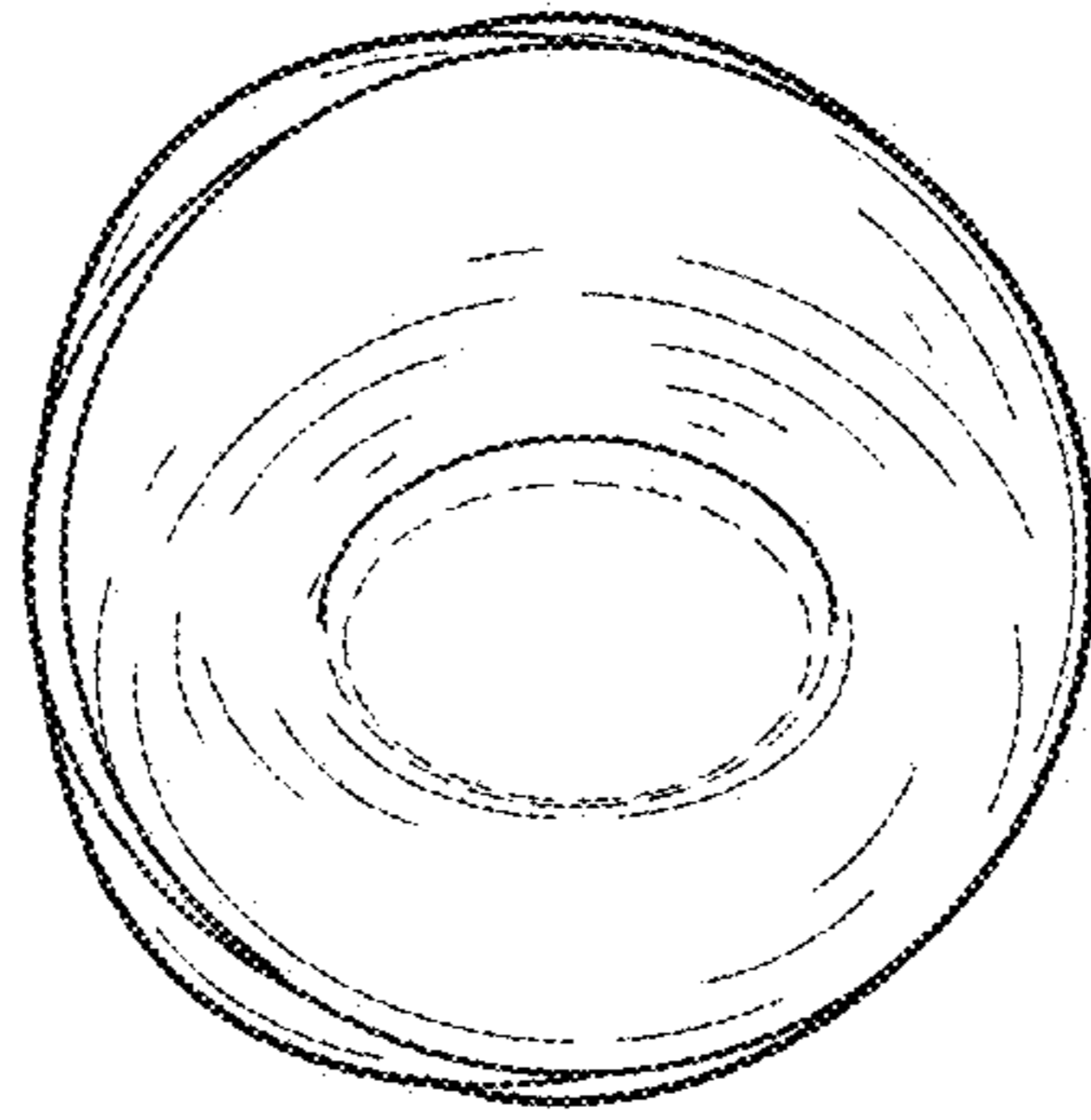


FIG. 6

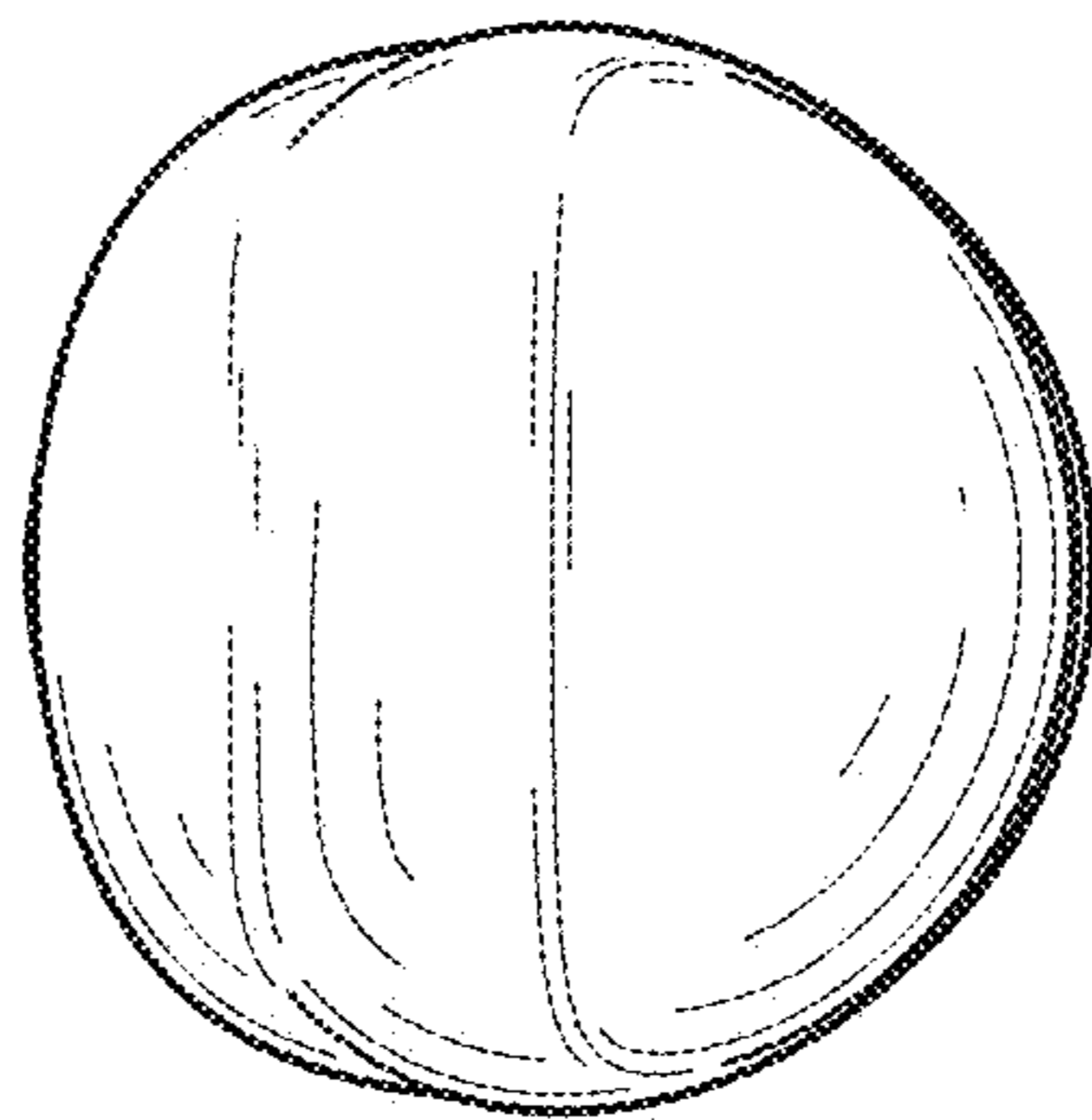


FIG. 7