

US00D698410S

(12) **United States Design Patent**
Akiba et al.

(10) **Patent No.:** **US D698,410 S**
(45) **Date of Patent:** **** Jan. 28, 2014**

(54) **FISHING LINE GUIDE RING**

(71) Applicant: **Globeride, Inc.**, Higashikurume (JP)

(72) Inventors: **Masaru Akiba**, Higashikurume (JP);
Kunio Tayama, Musashino (JP);
Michitaka Kurata, Musashino (JP)

(73) Assignee: **Globeride, Inc.**, Tokyo (JP)

(**) Term: **14 Years**

(21) Appl. No.: **29/459,013**

(22) Filed: **Jun. 25, 2013**

(30) **Foreign Application Priority Data**

Dec. 26, 2012 (JP) 2012-031615

(51) **LOC (10) Cl.** **22-05**

(52) **U.S. Cl.**
USPC **D22/143**

(58) **Field of Classification Search**
USPC D22/143; 43/24
See application file for complete search history.

(56) **References Cited**

U.S. PATENT DOCUMENTS

D269,898 S *	7/1983	Yamamoto	D22/143
D273,692 S *	5/1984	Ohmura	D22/143
D294,629 S *	3/1988	Suzuki	D22/143
D507,623 S *	7/2005	Lin	D22/143
D534,616 S *	1/2007	Omura	D22/143
D643,903 S *	8/2011	Akiba	D22/143
D643,904 S *	8/2011	Akiba et al.	D22/143

* cited by examiner

Primary Examiner — Catheri Oliver-Garcia
(74) *Attorney, Agent, or Firm* — Sughrue Mion, PLLC

(57) **CLAIM**

The ornamental design for a fishing line guide ring, as shown and described.

DESCRIPTION

FIG. 1 is a front perspective view of a fishing line guide ring showing our new design;
FIG. 2 is a rear perspective view thereof;
FIG. 3 is a front view thereof;
FIG. 4 is a rear view thereof;
FIG. 5 is a left side view thereof;
FIG. 6 is a right side view thereof;
FIG. 7 is a top plan view thereof; and,
FIG. 8 is a bottom view thereof.

1 Claim, 2 Drawing Sheets




Fig. 1



Fig. 2




Fig. 3




Fig. 4




Fig. 5




Fig. 6




Fig. 7




Fig. 8

